



UNIVERSITY OF COLORADO BUFFALOES / SPORTS INFORMATION SERVICE

Fieldhouse Annex #50, 357 UCB, Boulder, CO 80309-0357

Telephone 303/492-5626 (FAX: 303/492-3811; E-mail: david.plati@colorado.edu; curtis.snyder@colorado.edu)

David Plati (Associate AD/Sports Information), Curtis Snyder (Associate SID), Andrew Green (Assistant SID), Troy Andre (Assistant SID/
Internet Managing Editor), Linda Poncin (Assistant SID), B.G. Brooks (Contributing Editor/CUBuffs.com), Cole Mickelson (Graduate Assistant)

www.CUBuffs.com

© 2011 CU Athletics

2011 COLORADO BUFFALO FOOTBALL

GAME 8—OREGON



BATTERED BUFFS STILL LOOKING FOR FIRST PAC-12 WIN, FACE TALL TASK

SATURDAY, OCTOBER 22, 2011 • 1:40 p.m. MDT • Folsom Field (53,613), Boulder, Colo.

RELEASE NUMBER 8 (October 17, 2011)

Fox Sports Net (National) | KOA-RADIO | CUBUFFS.COM (Live Stats)

QUICKLY SPEAKING ...

The **Colorado Buffaloes** (1-6, 0-3 Pac-12) return home to Boulder for just the third time in eight games this season, hosting the No. 9 (AP)/8 (Coaches) **Oregon Ducks** (5-1, 3-0 Pac-12) in a 1:30 p.m. MDT kickoff at Folsom Field ... The game will be televised regionally by Fox Sports Net ... Oregon is also ranked No. 9 in the Harris Poll and No. 10 in the initial BCS Standings ... This game is the centerpiece of CU's annual Homecoming weekend; but it should be noted CU selects it's Homecoming based on a mid-October date, not who the opponent is ... Colorado leads the Oregon series 8-7, as the 15 meetings between the two are the most games CU has played against any former Pac-10 opponent (CU and Utah, the two conference newbies, have met 57 times) ... This is Oregon's first trip to Boulder since the 1987 season opener, when the Ducks escaped town with a 10-7 win; the last three meetings between the two schools have all been in the postseason ('96 Cotton, '98 Aloha, '02 Fiesta) ... Saturday is the 23rd anniversary of the first night game at Folsom Field (Oct. 22, 1988, the same year as the first night game at Wrigley Field; CU fell to No. 9 Oklahoma, 17-14 and has gone on to play 35 night games at Folsom ... Washington, idle the previous Saturday, was rested and ready for the Buffaloes last weekend, scoring touchdowns on its first five possessions en route to a 52-24 victory ... Oregon topped Arizona State, 41-27, in Tempe, minus the services of its starting QB Darron Thomas and Heisman candidate TB LaMichael James ... CU has lost five straight against ranked teams (last win: 34-30 over Kansas in 2009) ... Less than 2,900 tickets remained for the Oregon in Boulder as of 5 p.m. Monday ... CU sold out its allotment of tickets (2,000) for the Oct. 29 Arizona State game, which will kickoff at 4:30 p.m. MDT with local television arrangements to be finalized ... Visit CUBuffs.com/gameday as your one stop for everything, including our on-line media guide and live stats.

[DEPTH CHART ON PAGE 56; ROSTER ON PAGES 57-58](#)

CU-UO TV: Fox Sports Net (National) / Joel Meyers (play-by-play) / Brian Baldinger (color analyst) / Jim Knox (sidelines) / Robert Steinfeld (producer)

STAT OF THE WEEK

Not to jinx the team, but over half way into the season, the Buffaloes have done one thing as well as anyone in the country—taking care of the football. Colorado has committed just six turnovers (three fumbles, three interceptions), which is tied for the sixth fewest in the NCAA. Only LSU and Wisconsin (three) and Buffalo, Stanford and Wake Forest (five) have fewer. CU's fewest in a season was 11 back in 1956 (a 10-game year), with bests of 13 in an 11-game season (1989, 1993) and 16 in as 12-game campaign (2006).

OBSCURE NOTE OF THE WEEK

With **TB Rodney Stewart** out for the foreseeable future, and **WR Paul Richardson** still out (both are nursing knee injuries), a large chunk of CU's offensive production is watching from the bench. Stewart has 473 rushing yards and 435 receiving yards for 908 yards from scrimmage, along with 1,169 all-purpose yards; that's 38.4 percent of CU's offensive yards and 37.9 percent of the Buffs' overall yards. Richardson has 474 receiving yards and 487 all-purpose yards (adding in nine rushing and four return). Combined, the two have accounted for 1,391 offensive yards (58.8 percent of CU's yards from scrimmage) and 1,656 all-purpose yards (53.7 percent).

2011 COLORADO SCHEDULE & RESULTS (1-6, 0-3 PAC-12)

		2011							
Date	CU* Opponent	Opp*	TV	Result/Time	Record	Series	This-N-That		
Sept. 3	NR at Hawai'i	NR	ESPN2	L 17-34	3-3	1- 2-0	UH jumped to 17-0 halftime lead; CU pulls to within 24-17 but Warriors hang on		
SEPT. 10	NR CALIFORNIA	NR	FCS (P)	L 33-36 (OT)	3-3	2- 4-0	Buff's rally from 10 down twice, but open OT with a FG and Cal countered with TD		
Sept. 17	NR Colorado State (Denver)	NR	FSN	W 28-14	3-3	61-20-2	Hansen accounts for 4 TDs (2 rush/2 pass); CSU: 163 yards after opening drive		
Sept. 24	NR at Ohio State	NR	ABC/ESPN2	L 17-37	4-3	1- 4-0	Field position dictated game: CU (its 18), OSU (the CU 47) made it a tough go		
OCT. 1	NR + WASHINGTON STATE (FW)	NR	FCS (P)	L 27-31	3-3	4- 3-0	Cougars score two TDs down stretch (2:35, 1:10 left) to spoil CU's Pac-12 debut		
Oct. 8	NR + at Stanford	7	Versus	L 7-48	6-0	3- 4-0	Likely NFL #1 draft pick Andrew Luck (370 yds/3 TDs) too much for Buffs		
Oct. 15	NR + at Washington	NR	Root/FCS (P)	L 24-52	5-1	5- 6-1	UW scores five TDs on first five possessions, CU loses Rippy & Stewart to injury		
OCT. 22	NR + OREGON (HC)	9	FSN	1:30p	5-1	8- 7-0	Last meeting in '02 Fiesta Bowl—when both felt snubbed for BCS title game		
Oct. 29	+ at Arizona State		FSN-AZ/TBA	4:30p	5-2	0- 2-0	Schools, 600 miles apart, finally met for the 1st time in 2006-07: ASU won both		
NOV. 4	+ SOUTHERN CALIFORNIA (N)		ESPN	7:00p	5-1	0- 5-0	First home Friday night game in CU history (three road/ two bowls, '71 & '88)		
NOV. 12	+ ARIZONA		TBA	TBA	1-5	12- 1-0	CU defensive assistants Brown (DC), Tuiaosopo (DL) on '10 UA staff		
Nov. 19	+ at UCLA		TBA	TBA	3-3	2- 4-0	Embre'e to line up against former mentor (Neuheisel) and own son (Taylor)		
Nov. 25	+ at Utah		FSN	1:30p	3-3	30-24-3	Old rivals were actually set to resume series in 2012 after 50-year dormancy		
Dec. 2	Pac-12 Championship Game		FOX	6:20p			at campus site of the division winner with the best record		

(All times mountain. KEY: *—AP rank at time of game; +—Pac-12 Conference game (Cal game is non-league; N—Night game; HC—Homecoming; FW—Family Weekend.)

COLORADO FOOTBALL MEDIA SERVICES

- Head coach **Jon Embree** holds a **Tuesday press luncheon** in the Dal Ward Athletic Center, starting at 11:30 a.m. with lunch (Embree starts promptly at Noon). This year's dates: Aug. 30, Sept. 6-13-20-27, Oct. 4-11-18-25, Nov. 1-8-15-22-29, Dec. TBA (bowl). The **press conference portion of the luncheon is streamed live** on www.CUBuffs.com (in the BuffsTV area); press conferences on CUBuffs.com are free and do not require access codes.
- Embree can be heard Tuesdays (Aug. 31-Nov. 30) on the **Pac-12 Teleconference Call** at 11:00 a.m. MT, with a taped replay available after 4 p.m. MT those afternoons. All coaches participate; for access numbers to the conference call and the replay, e-mail David Plati (david.plati@colorado.edu) with audio files available at www.pac-12.org.
- **Video highlights** of CU football games are available anytime provided by the Pac-12 Digital Xchange. To gain access, send an email with name, job title, company and phone to pac-12@pac-12.org with the subject line "Request for Pac-12 Media Access." Special requests can also be made through CU's **BuffVision** (Deric Swanson or Eric Pelloni: 303/735-3637). Stock Embree footage can be found here: <http://buffvision.com/FTP/embree.zip> and his weekly presser here: http://buffvision.com/FTP/embree_presser.zip.
- The **Colorado lockerroom** (home and road) is closed after games; following the customary 10-minute cooling off period, players will be available (a list will be solicited immediately following the game; no cutoff to request players).
- Colorado's regular season **football practices** are closed to the general public. The first 20 minutes of the Monday, Tuesday and Wednesday practices are open to the media for any photography/video needs (follow parameters listed in CU's media policies). Thursday practices are entirely closed (except network TV).
- This year's standard **meeting/practice schedule** (mountain time, pre-time change): **Sunday:** off; **Monday:** 3:30-5:00/5:10-5:30; **Tuesday:** 2:15-4:00/4:00-6:15; **Wednesday:** 2:15-4:00/4:00-5:45; **Thursday:** 2:00-3:30/3:45-5:15; Friday (3:00-4:00/4:00-5:00 walkthrough/evening meetings).
- **Interviews** with Colorado players are allowed pre- (12:45-2:00) and post-practice on Mondays, Tuesdays and Wednesdays (the cutoff moves up to Wednesday pre-practice for Friday games). Phone interviews with out-of-town media are allowed all three days in all time slots. Interviews on Sundays are at the discretion of the player, as it being the standard player day off (no meetings/practice), CU can't arrange due to NCAA rules.
- **Collegepressbox.com** is the official media website for Pac-12 football. Access and download weekly game notes, quotes, statistics, media guides, headshots, logos and more for the conference and each member of its member schools. Most FBS conferences are also accessible as well. Login information will be distributed to accredited media, and media members can also apply for a password by sending an e-mail to password@collegepressbox.com.
- **CU On-Line Photo Database.** The CU SID office has an online photo database that allows registered members of the media instant access to print quality head shots of all CU coaches and student-athletes as well as action shots of key players. Registration is easy: for a login and password, simply log on to www.CUBuffs.com, select "Sports Information" from the "Athletic Department" menu located on the left navigation bar and follow the instructions.

THE BUFFALOES ON THE INTERNET

- Colorado has its information available to both the media and fans alike on the Internet. Visit the official CU site at www.CUBuffs.com for the latest information, releases, game notes, press conference broadcasts (free) and articles by former *Rocky Mountain News* sportswriter B.G. Brooks. Go to www.CUBuffs.com/media and click on Media Center: it will link you to

everything you'll need to know about CU football. "BuffsTV" offers the opportunity to listen and/or watch live game action of several CU athletic teams. Breaking news with the program will be found here first every time and delivered in full without others editing out what they might deem unessential.

- **Audio.** Colorado football and basketball can now be heard for free on the Internet at either CUBuffs.com or KOA-Radio (or its sister station, KKZN/AM760 for hoops). Links: www.CUBuffs.com, www.850koe.com, www.am760.net.

THE BUFFALOES ON THE AIRWAYS

- **KOA-Radio** in Denver (850 AM) originates the 10-station CU Football Network, with sports director **Mark Johnson** in his eighth year as the play-by-play voice of the Buffs. **Larry Zimmer** (analysis) is in his 38th season broadcasting Colorado football (he handled play-by-play from 1971-81 and 1985-2003). Pre- and postgame shows/sidelines are handled by KOA's **Andy Lindahl** (second year). Other cities on the network in addition to KOA/Denver metro: Alamosa (KALQ/94.5FM), Aspen (KFNO/106.1 FM, which also serves Eagle, 96.7FM; Roaring Fork, 94.3FM and Old Snowmass, 93.9FM), Durango (KRSJ/100.5 FM), Grand Junction (KTMM/1340AM), Rifle (KNAM, 1490AM) and Salida (KSBV/93.7FM). KOA has been the home to CU football for 67 of the last 70 years.
- Tuesdays at 7 p.m. (Aug. 30-Nov. 22), the **CU Coaches Radio Show** originates from The West End Tavern (926 Pearl Street, Boulder), with Johnson and Zimmer hosting the program which airs on KOA (or AM760 if a conflict with Colorado Rockies baseball).
- **Satellite Radio:** Sirius-XM is the satellite home of the Buffaloes; the CU-Oregon game (KOA broadcast) will be on **Sirius Channel 94** and **XM Channel 193**.
- **ROOT Sports** is the television home of the Buffaloes, as "The Buffalo Stampede" is broadcast in the six-state ROOT area. The show airs a bit erratically in September due to Colorado Rockies baseball, though will be on all Fridays; the schedule: Sept. 2 (6 p.m.), Sept. 9 (5 p.m.), Sept. 16 (4 p.m.), Sept. 23 (4:30 p.m.), Sept. 30 (6 p.m.). Former CU QB **Charles Johnson** hosts the program, which airs through the end of basketball season. It is also online at <http://buffalostampede.tv/>.

ROSTER CHANGES / DUPE NUMBER IDENTIFICATIONS

Number Changes: WR **Toney Clemons** (now #7, was #17); TB **Josh Ford** (now #29, was #42); P **Darragh O'Neill** (now #8, was #90); P **Mark Brundage** (now #90, was #8); ILB **Derrick Webb** (now #1, was #5); WR **Keenan Canty** (now #84, was #4); TE **Alex Wood** (now #46, was #84). **Position Changes:** Jason **Espinoza** (now DB, was WR); Brian **Lockridge** (now CB in #10, was TB in #20); Makiri **Pugh** (now WR, was DB); K.T. **Tu'umalo** (now DB, was ILB). **Quit:** WR Parker Norton (invited walk-on). **DUPE NUMBERS:** Those who appear below are in dupe number where both are likely to see action; CU jerseys also have name tags. Skin tone key: **A**—African-American, **C**—Caucasian, **P**—Polynesian:

Offense/Kicker

2 Logan Gray, WR (C)
 8 Rodney Stewart, TB (A)
 5 Nick Hirschman, QB (C)
 9 Tyler Hansen, QB (C)
 15 Zach Grossnickle, P (C)
 17 Toney Clemons, WR (C)
 26 Tony Jones, TB (A)
 50 Paulay Asiata, OL (P)
 54 Kaiwa Crabb (P)
 83 Dustin Ebner, WR (C)

Defense/Kicker

2 Juda Parker, OLB (A)
 5 Derrick Webb, ILB (A)
 8 Darragh O'Neill, P (C)
 9 Chidera Uzo-Diribe (A)
 15 Jason Espinoza, DB (C)
 17 Josh Hartigan, ILB (A)
 26 Ray Polk, FS (A)
 50 Curtis Cunningham, DT (C)
 54 Brady Daigh, ILB (C)
 83 Will Pericak, DL (C)

PRONUNCIATION GUIDE**Coaches/Staff**

Eric **BIENIEMY** (be-enemy)
 Brian **CABRAL** (cuh-browl)
KANAVIS McGHEE
 (kuh-nave-iss McGee)
 Rip **SCHERER** (share-er)
 Mike **TUIASOPO**
 (two-E-ah-suh-so-poe)

Players

Tyler **AHLES** (alice)
CORDARY Allen (core-dairy)
PAULAY ASIATA
 (paul-lay ah-see-ah-ta)
 Matthew **BAHR** (bar)
 David **BAKHITIARI** (bock-T-are-E)
 Blake **BEHRENS** (bear-ens)
JERED Bell (jair-red)

Nate **BONSU** (bonn-sue)
 Kyle **CEFALO** (seff-el-low)
KAIWA Crabb (kuh-E-vee)
 Brady **DAIGH** (day)
 Ryan **DANNEWITZ** (dan-uh-wits)
JARROD Darden (Jared)
Nick KASA (cah-suh; casa)
 Patrick **MAHNKE** (main-key)
 Josh **MOTEN** (moat-in)

STEPHANE NEMBOT (steff-on name-bot)
LILOA NOBRIGA (lee-low-ah, no-brigg-uh)
DARRAGH O'Neill (darr-uh)
 Conrad **OBI** (oh-bee)
DEJI OLATOYE (day-ghee O-la-toy-ye)
 Will **PERICAK** (pre-check)

MAKIRI Pugh (muh-keer-E)
 Kyle **SLAVIN** (slay-vinn)
TERREL Smith (terr-L)
SIONE TAU (see-own-E towe, as in now)
 K.T. **TU'UMALO** (two-ooh-ma-low)
CHIDERA UZO-DIRIBE
 (chee-derra u-zoh da-ree-bay)
 Paul **VIGO** (vee-go)

GAME-BY-GAME STARTERS

Here are CU's starters for the 2011 season (**bold** indicates first career start); this list often does not reflect who might be "listed" first at a position, as especially on offense, the first play selected often involves personnel for a specific play:

OFFENSE	WR	WR	LT	LG	C	RG	RT	TE	QB	TB	FB
Hawai'i	Bahr (TE)	Richardson	Bakhtiari	Adkins	Munyer	Miller	Harris	Deehan	Hansen	Stewart	Harrington
California	McCulloch	Richardson	Dannewitz	Adkins	Munyer	Miller	Harris	Deehan	Hansen	Stewart	Bahr (TE)
Colorado State	McCulloch	Richardson	Lewis	Adkins	Munyer	Miller	Tau	Deehan	Hansen	Stewart	Bahr (TE)
Ohio State	Clemons	Richardson	Bakhtiari	Adkins	Handler	Miller	Dannewitz	Deehan	Hansen	Stewart	Bahr (TE)
Washington State	Clemons	Richardson	Bakhtiari	Adkins	Handler	Miller	Dannewitz	Deehan	Hansen	Stewart	Slavin (TE)
Stanford	Clemons	Canty	Bakhtiari	Adkins	Handler	Miller	Dannewitz	Deehan	Hansen	Stewart	Lewis (TE)
Washington	Clemons	Gray	Bakhtiari	Adkins	Handler	Miller	Dannewitz	Deehan	Hansen	Stewart	Bahr (TE)
DEFENSE	LDE	NT	RDE	JOLB	MLB	WLB	SOLB	LCB	SS	FS	RCB
Hawai'i	Pericak	Obi	Uzo-Diribe	Hartigan	Rippy	Orms (N)	Major	Sandersfeld	Perkins	Polk	Henderson
California	Pericak	Obi	Uzo-Diribe	Hartigan	Rippy	Webb	Major	Sandersfeld	Perkins	Polk	Orms
Colorado State	Pericak	Obi	Uzo-Diribe	Hartigan	Rippy	Webb	Major	Orms	Perkins	Polk	Henderson
Ohio State	Pericak	Obi	Porembe	Hartigan	Rippy	Webb	Major	Orms	Perkins	Polk	Henderson
Washington State	Pericak	Obi	Parker	Hartigan	Rippy	Smith (N)	Major	Espinoza	Perkins	Polk	Henderson
Stanford	Pericak	Obi	Goldberg	Hartigan	Rippy	Webb	Major	Smith	Perkins	Polk	Henderson
Washington	Uzo-Diribe	Obi	Goldberg	Pericak (RDE)	Rippy	Espinoza (N)	Major	Smith	Perkins	Polk	Henderson

(**N**)—Nickel back. **CONSECUTIVE STARTS**—Pericak 31, Miller 22, Polk 19, Adkins 17, Stewart 11. **CAREER STARTS**—Miller 42, Pericak 31, Adkins 27, Cunningham 24.

PLAYER PARTICIPATION (dressed/played): Hawai'i 71/58; California 83/58; Colorado State 79/58; Ohio State 64/57; Washington State 71/53; Stanford 62/55; Washington 63/54.

COLORADO COACHES' WEEKLY AWARD WINNERS

A look at Colorado's weekly award winners for each game as selected by the coaching staff (none selected following losses):

Opponent	Offensive	Defensive	Special Teams	Scout Team Offense	Scout Team Defense
Colorado State	TB Rodney Stewart	SS Anthony Perkins	SS Terrell Smith	TBA	TBA

SPECIAL TEAMS CAPTAINS (or special captains): Hawai'i (none); California (none); Colorado State (none).

EMBREE SUSPENDS FIVE INDEFINITELY

On October 6, **Jon Embree** announced the indefinite suspensions of five players for failing to meet the expectations of being member of the team. Four of the five are sophomores: outside linebacker **Lilao Nobriga** and defensive backs **Ayodeji Olatoye**, **Parker Orms** and **Paul Vigo**; the fifth is redshirt freshman defensive back **Josh Moten**. Embree said the five are prohibited from engaging in any football-related activity, but are still responsible to meet all academic requirements. Orms, from Wheat Ridge, was the only starting player among the five. He missed the last game with a leg injury and was likely out for this Saturday's game at Stanford. Vigo, from New Brunswick, N.J., has been nursing a pulled hamstring and missed the last two games, while Moten (Carson, Calif.) and Olatoye (Dublin, Ohio) have seen spot action this season. Nobriga (Summerlin, Nev.) has not appeared in a game in 2011. "We are disappointed that these student-athletes have not lived up to the high expectations we have here at the University of Colorado," Embree said. "While not going into specifics, there are no issues with law enforcement, but they have not met their obligations and responsibilities to be active members of the team."

➤ Moten did everything that was required of him by the coaching staff for reinstatement and rejoined the team on October 10.

INJURY UPDATE

Here's a look at Colorado's current injury situation:

Pos	Player	Injury	Notes	Status/Oregon
WR	Kyle Cefalo	knee	suffered a sprain against Washington (Oct. 15)	OUT/1-2 WEEKS
OL	Shawn Daniels	calf	suffered a severe strain in practice (Aug. 11), progressing well, resumes practice this week	DAY-TO-DAY
DB	Will Harlos	hamstring	has endured some tightness, has practiced on a limited basis	OUT/3-4 WEEKS
QT	Jack Harris	ankle	suffered a break in the California game, had surgery Sept. 22	OUT/3-5 WEEKS
OLB	Josh Hartigan	stinger	suffered in practice (Oct. 4), played with it at Stanford but sat out Washington game	PROBABLE
CB	Brian Lockridge	ankle	suffered a sprained ankle late in the Washington State game (Oct. 1)	OUT/1-2 WEEKS
WR	Paul Richardson	knee	suffered a severe sprain in practice (Oct. 5)	OUT/2-3 WEEKS
CB	Travis Sandersfeld	leg	suffered a fractured fibula in practice (Sept. 13)	OUT/2-3 WEEKS
TB	Rodney Stewart	knee	suffered a severe sprain against Washington (Oct. 15)	OUT/2-4 WEEKS
OUT FOR THE SEASON				
OL	Blake Behrens	shoulder	chronic shoulder and bicep tendinitis has basically ended career	OUT
CB	Jered Bell	knee	suffered a torn ACL in the third fall practice (Aug. 6); scheduled for surgery	OUT
DL	Tony Porembe	concussion	suffered in practice (Oct. 4); has had multiple in his career	OUT
ILB	Douglas Rippy	knee	suffered torn ligaments against Washington (Oct. 15), confirmed by MRI: will undergo surgery	OUT

HIPAA: The players listed above have signed waivers for their injury information to be released/discussed with the media.

NOTE: Injuries are reported in conjunction with the HIPAA laws. CU releases player name, body part (but no right or left ID's), the general nature and playing status when it comes to reporting injuries. Status will be listed as either OUT, DOUBTFUL, QUESTIONABLE, DAY-TO-DAY, PROBABLE or DEFINITE. Injuries will be updated in-game, postgame, the Sunday after the game, and for game notes at the end of the week.

INJURIES KEEP MOUNTING, BUFFS LOSE 'COUSINS' IN SAME GAME

The injuries have been mounting all season, but the University of Colorado took a severe hit in the 52-24 loss at Washington, losing two starters. Junior inside linebacker **Douglas Rippy** suffered torn knee ligaments in the game and will undergo season-ending surgery in the near future, while his cousin, senior tailback **Rodney Stewart**, suffered a severely sprained knee that will keep him out of the lineup anywhere from two-to-four weeks, according to CU head coach Jon Embree.

Stewart is in pursuit of several CU career records, most notably rushing, all-purpose yards and yards from scrimmage, trailing his position coach, Eric Bieniemy, in all three categories. He's within range of the latter two, but the rushing mark (3,940 yards) might be unattainable as he has 3,217 yards and needed to average 120.5 yards per game over the final six to catch Bieniemy. Stewart leads the Buffs in rushing with 473 yards and is second in both receptions (28) and receiving yards (435); his 1,169 all-purpose yards, or 167.0 per game, rank 14th in the NCAA and represent 38 percent of CU's team total (3,082) this season.

Rippy, Colorado's leading tackler with 62, including three quarterback sacks, is the fourth player to be lost for the season due to injury; previously guard **Blake Behrens** (shoulder), cornerback **Jered Bell** (knee) and defensive end **Tony Poremba** (concussions) had their seasons come to an end. Behrens and Poremba are fifth-year seniors while Bell is a sophomore who had a redshirt year available. Offensive tackle **Jack Harris** (broken ankle) was injured against California, CU's second game of the season, but he has a slim chance he could return for the final game or two.

CU will also be without senior receiver **Kyle Cefalo** for this Saturday's game against Oregon (1:30 p.m., FSN); he, too, suffered a knee sprain against Washington. Sophomore receiver Paul Richardson (knee), senior cornerback Brian Lockridge (ankle) and senior cornerback Travis Sandersfeld (leg) all remain out with injuries they sustained in earlier games.

The defense should regain the services of senior outside linebacker **Josh Hartigan** versus the Ducks (he's been nursing a stinger the last two weeks but did miss the UW contest). Offensively, senior lineman **Shawn Daniels** is nearly fully recovered from a calf injury he suffered in August and will see increased activity in practice.

INJURY BUGABOO STRIKES AGAIN

Colorado has thus far in 2011 lost a total of **59** games to injury by players who figured in either the two-deep or prominently on special teams, or just under 20 percent of the possible 308 (seven games times 44). That projects to be the second-highest figure in the last 25 seasons at the school. Below are the worst regular seasons for injuries/illness for the CU program over the last 25 years (KEY: GL—Games lost to injury; GL/2—Games lost by 2-deep scrimmage players; MG—"Man games" as defined by as the total number of games if all players NOT ticketed to redshirt played every game; Pct. Lost – percentage of man games lost, knowing that in actuality, the number is higher as third-team players and reserves don't see that much action; 2/MG—2-deep man games, or starting 22 positions plus backups):

Season	G	GL	MG	Pct. Lost	GL/2	2/MG	Pct. Lost	Season	G	GL	MG	Pct. Lost	GL/2	2/MG	Pct. Lost
2011	7	69	574	12.0	59	308	19.2	2010	12	103	924	11.1	88	528	16.7
2008	12	121	1008	12.0	110	528	20.8	2002	13	139	1118	12.4	80	572	14.0
1998	11	101	864	11.7	89	484	18.4	2003	12	74	876	8.4	58	528	11.0
2000	11	101	880	11.5	82	484	16.9	1997	11	51	770	6.6	41	484	8.5

Dating back to 1987, only eight times has CU lost over five percent of its "man game" count due to injury (1995-97-98-2000-02-03-08-10).

RANDOM LINERS

- **Iron Man.** There is just one player who played every snap from scrimmage through seven games (all offense or all defense), and that's **OG Ryan Miller**. He's been in there for every one of the 445 snaps on offense (**QB Tyler Hansen** is next with 428). **SS Anthony Perkins** has played 453 of 465 on defense, while **FS Ray Polk** is right behind him with 451.
- **Atop The Rushing List.** For a game, that is: **TB Tony Jones** led CU in rushing with 49 yards on 14 carries (two touchdowns) at Washington; that snapped a streak of 15 straight games where **TB Rodney Stewart** led the team (and 27 of 28 games). Stewart has led the team in 33 of the 40 games he has played in.
- **Buff Baptisms.** Through seven games, **30** players have seen their first action as Buffaloes this season; that has tied the 2008 team for the most players getting their first taste of ball as a Buffalo over the last 28 seasons (dating back to 1984). Within that number are 23 freshmen (13 true/10 redshirt); the 13 true frosh are tied for the eighth most in the nation in 2011, and the most who have played for CU in a single season dating back to at least 1984. In only three other years since then has Colorado played double digit prep rookies: 11 in 2002 and 10 each in 1984 and 2000.
- **Precision.** **QB Tyler Hansen** has thrown just three interceptions in 232 attempts this season, an interception percentage of just .0129; that is flirting with the school records for a minimum of 200 passes (.013, by Kordell Stewart in 1994—3 in 237 tries) and for a minimum of 250 passes (.020, 8 in 400, by Joel Klatt in 2005). Hansen's **13-to-3** touchdown-to-interception ratio right now stands to be the best in team history; Stewart's 10-to-3 ratio in 1994 is the best for player with at least 10 touchdown passes.
- **Forcing The Issue.** Sophomore **DE Chidera Uzo-Diribe** has three forced fumbles this season—that's the most at Colorado since **CB Clyde Surrell** had three in 2003.

LATE WALK-ONS

With school started and the first game now under the belt, six additional walk-ons and one four-year transfer have been added to the CU roster; five are true freshmen who enrolled at Colorado last month for the fall semester, with a seventh (Papillion) eligible as he is a sophomore transfer who enrolled at CU in the fall of 2010. The eighth is Connor Wood, who transferred to CU from Texas the first week of September; he must sit out a full season. The list:

No.	Player	Pos.	Ht.	Wt.	Class	Exp.	Hometown (High School/Previous College)	Status
40	BRISCO, Brandon	DB	5-11	170	Fr.	HS	Oakland, Calif. (Bishop O'Dowd)	WO 5/4
57	JONES, Clayton	SN	6- 1	215	Fr.	HS	Palo Alto, Calif. (St. Francis)	WO 5/4
97	KOCH, Kyle	DL	6- 6	250	Fr.	HS	Englewood, Colo. (Cherry Creek)	WO 5/4
27	PAPILLION, Tommy	WR	6- 4	210	So.	TR	Englewood, Colo. (Cherry Creek/Arizona)	WO 3/3
51	TUSO, John	DE	6- 4	265	Fr.	HS	Englewood, Colo. (Cherry Creek)	WO 5/4
5	WOOD, Connor	QB	6- 3	225	Fr.	TR	Houston, Texas (Second Baptist/Texas)	WO 4/3

Honor Candidates

There are a few Colorado players worthy of consideration for national and conference honors as the season; for those of you who have votes in such, please consider the below players that the coaching staff thought were deserving:

✓ OG **ETHAN ADKINS** *All-Pac-12 Candidate*

Sr. / 6-4 / 290 / Castle Rock, Colo. He is grading out to a team-best 85.1 percent on the season (plus plays), with 11 GEB (great effort blocks); he has allowed just one quarterback sack and no pressures; his high game grade was 86.4 percent against Colorado State.

✓ OT **DAVID BAKHTIARI** *Sophomore All-American / All-Pac 12 Candidate*

Soph. / 6-4 / 295 / Burlingame, Calif. He saw only seven snaps from scrimmage in the season opener before going down with a knee sprain; he returned in the fourth game and is grading out second best among all the O-linemen at 83.7 percent. He has allowed just one sack and one pressure while being flagged just one time for a penalty in 2011.

✓ QB **TYLER HANSEN** *All-Pac 12 Candidate (Honorable mention)*

Sr. / 6-1 / 215 / Murrietta, Calif. In a league full of great quarterbacks, he's quietly enjoyed a decent season. Owns a passer rating of 133.3, a touchdown-to-interception ratio of 13-to-3 (currently the best in CU history), with just the three picks in 232 attempts (he had a streak of 131 without one come to an end earlier this year).

✓ FS **RAY POLK** *All-Pac-12 Candidate*

Jr. / 6-1 / 205 / Scottsdale, Ariz. In seven games, he's racked up 50 tackles (35 solo), with four pass deflections, three third down stops, an interception and a team-high six touchdown saves as with his position, he's often helped cover for others. He's played 451 of a possible 465 snaps on defense.

✓ WR **PAUL RICHARDSON** *Sophomore All-American / All-Pac 12 Candidate*

INJURED/EXPECTED TO RETURN / Soph. / 6-1 / 175 / Gardena, Calif. Set the world on fire early, with 11 catches for a school record 284 yards against California, and is the team's leading receiver with 29 for 474, a 16.3 average per catch. He has six catches of 20-plus yards, 18 of 10 or more, with 22 earning first downs.

✓ TB **RODNEY STEWART** *All-Pac-12 Candidate* *DOAK WALKER AWARD CANDIDATE*

INJURED/EXPECTED TO RETURN (Sr. / 5-6 / 175 / Westerville, Ohio) Was one of the nation's top all-purpose performers before going down in the first quarter at Washington. CU's leading rusher (473 yards) and second leading receiver (28-435), he is averaging 167.0 yards per game and has five scrimmage plays of over 30 yards with 49 first downs earned. A true workhorse, he's averaging 23 touches a game in accounting for almost 40 percent of CU's offense.

✓ DT **WILL PERICAK** *All-Pac-12 Candidate*

Jr. / 6-4 / 285 / Boulder He's been the stopper in the middle, with 36 tackles (21 solo), two tackles for loss, two third down stops and two hurries along with a blocked PAT—the first by a Buff in six seasons.

✓ PK **WILL OLIVER** *Freshman All-American / Freshman All-Pac 12 Candidate*

(Fr.) He won the placekicking job midway through August camp and has not disappointed. He has scored 45 points (18-18 PAT, 9-12 FG), just seven shy of the CU freshman record and the second most kicking points by a freshman in the nation. He's the only frosh to make a field goal from 50 yards or longer (52 vs. California), and opened his career by making his first six attempts, second best in school annals. The average length of his nine makes: 39.6 yards.

IN-SEASON POSITION SWITCHES

- Freshman **Stephane Nembot** switched from defensive end to offensive tackles at the end of August camp; he now wears No. 77.
- Senior **Jason Espinoza** switched from wide receiver to cornerback the week of the Hawai'i game (Sept. 3); he is still in No. 15.
- Junior **Makiri Pugh** switched from safety to wide receiver after the Hawai'i game (Sept. 5); he is still in No. 16.
- Senior **Brian Lockridge** switched from tailback to cornerback after the Ohio State game (Sept. 27); he now wears No. 10.
- Freshman **K.T. Tu'umalo** has moved from inside linebacker to defensive back (safety); he is still in No. 42.

COULD EVERY PLAY BE PRECIOUS?

Nobody, especially coaches, like to waste plays, but if the count from the first five games of this year is any indication, plays seem to be precious, at least for Colorado. The Buffaloes have run 66 or fewer plays in six of seven games this fall and are averaging just **63.6** plays per game this season. But carrying out a step further, three of the 10 games with the fewest combined plays since the end of the platoon era that the Buffaloes have participated in have occurred this season. A closer look:

Lowest Since 1965 (end of platoon era)

105	Colorado (48), Colorado State (57)	L 10-14	Sept. 9, 2006
114	Colorado (59), Colorado State (55)	W 31-21	Sept. 6, 1997
117	Colorado (55), Ohio State (62)	L 17-37	Sept. 24, 2011
118	Colorado (60), Colorado State (58)	W 24- 3	Sept. 4, 2010
119	Colorado (44), Oklahoma (75)	L 3-24	Oct. 21, 2006
121	Colorado (66), Colorado State (55)	W 28-14	Sept. 17, 2011
122	three occasions		
123	Colorado (58), Hawai'i (65)	L 17-35	Sept. 3, 2011

Lowest Five Since 1946

88	Colorado (45), Wyoming (43)	W 20- 0	Oct. 28, 1946
97	Colorado (33), Utah (64)	W 7- 0	Nov. 15, 1958
103	Colorado (49), Texas (54)	L 0-76	Sept. 28, 1946
104	Colorado (63), Kansas (41)	W 27- 0	Oct. 2, 1954
105	Colorado (49), Denver (56)	L 20-26	Nov. 27, 1947
105	Colorado (48), Colorado State (57)	L 10-14	Sept. 9, 2006

NO REST FOR THE WEARY

Colorado and Tulane (13 games) and Central Michigan (12) are the only three schools in the FBS without a bye week in 2011. Almost all schools in the FBS have or will have already enjoyed their Saturday off come this weekend, as only 26 schools will not have had a bye through Oct. 22; that number will drop to 19 on Oct. 29 and then to just six on Nov. 5 (CU, Ball State, CMU, Indiana, Louisiana-Lafayette and Tulane).

TRUE FRESHMEN PLAYING ALL OVER

Through the first seven weeks of the season, 35 schools (or just under one-third of the FBS) have played 10 or more freshmen. Texas leads the way with 18, followed by Auburn (17), Army and Indiana (16) and Tennessee (15). Colorado is tied for playing the eighth most, 13, a number that leads the Pac-12 Conference (Arizona, Cal and Oregon State are next from the Pac-12 with 10). Here's a nationwide look of true freshmen played through October 15:

Texas	18	Ohio State	14	Virginia	12	South Carolina	11	Central Mich.	10	Oregon State	10
Auburn	17	Colorado	13	Arkansas	11	Texas Tech	11	Georgia Tech	10	Rutgers	10
Army	16	Akron	13	Kentucky	11	Wyoming	11	Iowa	10	Tulane	10
Indiana	16	Clemson	13	Louisville	11	Arizona	10	Kent State	10	Washington St.	10
Tennessee	15	Florida	13	Marshall	11	Boston College	10	Navy	10		
Florida State	14	Georgia	13	North Texas	11	California	10	North Carolina	10		

GAINING EXPERIENCE ... THERE'S NO OTHER CHOICE

Colorado's two starting cornerbacks in 2010 were both drafted into the NFL — **Jimmy Smith** in the first round by Baltimore and **Jalil Brown** in the fourth by Kansas City — but with CU involved in many close games and often against passing teams, the two accounted for 1,571 out of 1,618 snaps. That means the backups played just 47 snaps in 12 games, or four snaps a game. Now, they got more than that appearing in different situations (nickel, safety), but just the 47 when lining up at corner. The most plays in a single game played at corner by a sub were 15 by **Ayodeji Olatoye** against Baylor when Smith was injured.

CB Greg Henderson played all 65 snaps at right cornerback in the opener at Hawai'i, just the second true freshman to play every snap in a season opener at any position in CU history; **CB Travis Sandersfeld** played all 65 snaps at left cornerback; thus, their combined 130 snaps were 83 more than the entire roster had at the position entering the season. **Parker Orms** started at corner against Cal, but when CU was in a five-back set, Orms shifted to the nickel position and Henderson played corner. Sandersfeld was injured in practice prior to the Colorado State game, **Arthur Jaffee** was injured in the CSU game, **Paul Vigo** pulled a hamstring in practice, and Orms had to leave the Ohio State game early with a leg injury. Then the suspensions hit. A timeline:

THE CU/CORNERBACK SHUFFLE

Nov. 26, 2010	Jimmy Smith, Jalil Brown	Final game of 2010 season at Nebraska; both drafted into NFL
April 9, 2011	Parker Orms, Arthur Jaffee	Depth chart at the end of spring
August 6, 2011	Jared Bell	One of the contenders to start, suffers torn ACL, out for season
August 10, 2011	Vince Ewing	Another contender, surgically repaired knee suffers inflammation and swelling
August 29, 2011	Jason Espinoza	Moves from wide receiver to cornerback
Sept. 3, 2011	Travis Sandersfeld, Greg Henderson	Starters; 2011 season opener
September	Arthur Jaffee, Paul Vigo	Injured at various times
Oct. 1, 2011	Jason Espinoza, Brian Lockridge	Espinoza sees first action (starts, plays all 76 snaps), Lockridge plays 15 snaps, 5 tackles/sack
Oct. 6, 2011	Josh Moten, Ayodeji Olatoye, Parker Orms, Paul Vigo	Four cornerbacks are suspended by Embree for not meeting team expectations (Moten reinstated Oct. 10)

OUT AT THE SAME TIME FOR THE WSU GAME: BELL, EWING, HAWKINS (family issue), JAFFEE, OLATOYE, ORMS, SANDERSFELD, VIGO

TALK ABOUT BEING DUE

Colorado has lost a school-record 21 consecutive road games (20 at campus sites, with the other at Jacksonville still considered to be a Florida State home game back in 2008). Five of the losses have been by a touchdown or less, and the string includes 15 straight league games on the road as well, also a school record. During this span, CU has played three other games away from Folsom Field, all at true neutral sites: the 2007 Independence Bowl versus Alabama (a 30-24 loss), and three win against Colorado State in Denver (38-17 in 2008, 24-3 in 2010 and 28-14 this year). A closer look at the streak:

Nov. 10, 2007	at Iowa State	L 28-31	Oct. 10, 2009	at Texas	L 14-38	Nov. 26, 2010	at Nebraska	L 17-45
Sept. 27, 2008	*Florida State	L 21-39	Oct. 24, 2009	at Kansas State	L 6-20	Sept. 3, 2011	at Hawai'i	L 17-34
Oct. 11, 2008	at Kansas	L 14-30	Nov. 14, 2009	at Iowa State	L 10-17	Sept. 24, 2011	at Ohio State	L 17-37
Oct. 25, 2008	at Missouri	L 0-58	Nov. 19, 2009	at Oklahoma State	L 28-31	Oct. 8, 2011	at Stanford	L 7-48
Nov. 1, 2008	at Texas A&M	L 17-24	Sept. 11, 2010	at California	L 7-52	Oct. 15, 2011	at Washington	L 24-52
Nov. 28, 2008	at Nebraska	L 31-40	Oct. 9, 2010	at Missouri	L 0-26	(*—at Jacksonville, Fla.)		
Sept. 11, 2009	at Toledo	L 38-54	Oct. 30, 2010	at Oklahoma	L 10-43			
Oct. 1, 2009	at West Virginia	L 24-35	Nov. 6, 2010	at Kansas	L 45-52			

THE VERTICAL GAME

CU, as in the case with most teams, often is most dangerous on offense when the unit can strike for the big play both via the rush and pass. Here's a look at CU's 20-plus plays in recent memory, going back to 1994, when CU had a high of 76 plays over 20-yards, almost equal in nature (37 rush, 39 pass):

Season	Total	Rush	Pass	Season	Total	Rush	Pass	Season	Total	Rush	Pass	Season	Total	Rush	Pass
1994	76	37	39	1999	57	12	45	2004	48	13	35	2009	44	7	37
1995	61	11	50	2000	38	8	30	2005	54	16	38	2010	43	11	32
1996	64	12	52	2001	58	21	37	2006	35	18	17	2011	28	7	21
1997	46	9	37	2002	58	35	23	2007	58	18	40				
1998	40	11	29	2003	47	5	42	2008	40	8	32				

CAREER CHART WATCH

Here's where several Buffs rank on some of CU's all-time statistical charts seven games into the 2011 season (*Note: Colorado does not count bowl stats into career totals to protect past history, thus career number will differ from NCAA*):

- ⇒ **WR TONEY CLEMONS** is 33rd in receptions (**59**) and is 46th in receiving yards (**655**);
- ⇒ **TE RYAN DEEHAN** is 44th in receptions (**52**) and is 53rd in receiving yards (**588**);
- ⇒ **QB TYLER HANSEN** is seventh in passing yards (**4,504**), fourth in pass completions (**405**), fourth in passing attempts (**692**), seventh in touchdown passes (**28**), seventh in total offense (**4,893**) and is ninth in adjusted rushing yards by a quarterback (**957**);
- ⇒ **TB BRIAN LOCKRIDGE** is seventh in kickoff return yards (**968**), tied for eighth in returns (**44**) and 101st in rushing (**412**);
- ⇒ **SS ANTHONY PERKINS** is 51st in total tackles (**217**);
- ⇒ **TE PAUL RICHARDSON** is 28th in receptions (**63**), 22nd in receiving yards (**988**), is tied for ninth in touchdown receptions (**11**) and is 63rd in scoring (**80** points).
- ⇒ **TB RODNEY STEWART** is second in rushing yards (**3,217**), is first in rushing attempts (**733**), is 23rd in receptions (**76**), is 30th in receiving yards (**833**, first by a running back), is second in yards from scrimmage (**4,050**), second in all-purpose yards (**4,311**), is 14th in rushing touchdowns (**22**) and is tied for 26th in scoring (**132** points).

FIELD POSITION STRUGGLES

Field position can be blamed as much as anything for CU's 1-6 start. Opponents are averaging their 35-yard line to begin their 80 drives, 15 of which have started in CU territory (compared to the Buffs starting at their 28, and just six times in enemy territory). Minus two long scores, the opponent has run at least one play in Buff territory 54 of 78 drives (69.2 percent), gaining almost half their yards on the CU side of the 50 (1,350 of 2,862), and have scored 74 points (9 TD/4 FG) on those 15 possessions begun in plus territory.

COLORADO BY THE NUMBERS IN 2011

- 1** The number of turnovers CU has in its first three games, tied for the lowest total in the nation (and the fewest in school history after three games).
- 2:53** The length of the Stanford game, tied for the 11th quickest played in by the Buffs since 1990.
- 6** The number of consecutive field goals **PK Will Oliver** made to open his career, second best in school history (record: 7) before one was blocked.
- 10** The number of overtime games in Colorado history, as the loss to Cal was the first CU game extended into extra time since 2008 (WVU).
- 16** The number of first-time starters in 2011 for Colorado (**11** offense/**5** defense).
- 17-17** Colorado was 2-of-2 in the red zone against CSU, thus is now 17-of-17 (11 TDs) when cracking the 20 in the last six season openers.
- 21** The consecutive number of games that Colorado has lost on the road (does not include neutral sites).
- 21-of-66** The opponents' combined efforts on third down inside-the-CU 20 (or **31.8** percent) in the last 32 games (dating to 2008).
- 24** The number of games played in less than three hours since 1990 (out of **263** games; includes the last two, both 2:53: Stanford & Washington).
- 26** The number of head coaches in Colorado history with the hiring of **Jon Embree** on December 6 (**24** full-time).
- 30.2** The average length of **WR Toney Clemons** five career receiving touchdowns (44, 11 and 4 this year, 73, 26 and 23 in 2010 for **181** total yards).
- 33.3** The third down efficiency of opponents against Colorado in the state's borders since the '09 opener (**71-of-213**).
- 37** The number of games CU has had at least one sack in out of the last **39**; it include runs of 25 and 11 in a row, the latter ended by Stanford).
- 39.6** The average length of the eight field goals freshman PK Will Oliver has made this season (**356** total yards).
- C47** The average starting field position for Ohio State on its 12 possessions against the Buffs (seven in CU territory, three others at the OS40, 40, 34).
- 81.6** The career conversion percentage on 3rd/4th-&-1 runs by **TB Rodney Stewart** (**31-of-38**; 2-of-3 this season, 18-of-22 in 2010).
- 171** The number of yards gained in the fourth quarter versus California, the season high for a single quarter.
- 175** The number of yards gained in the third quarter last year versus Texas Tech, the season high for a single quarter in 2010.
- 199** The number of opponent PAT kicks between blocks by Colorado (Will Pericak vs. Cal this year, James Garee vs. Clemson in 2005).
- 284** The number of receiving yards that **WR Paul Richardson** had against California, a school record and the third-most in Pac-12 history.
- 474** The number of passing yards that **QB Tyler Hansen** had against California, a school record.
- 3,351** The approximate number of air miles between Denver (DIA) and Honolulu, as CU played at Hawai'i for the first time since 1925.

MISCELLANEOUS STAT BOX (2011)

(Coin Toss: O-offense; D-Defense; d-deferred/played defense first)

	Red Zone (Scores-Att; (TD/FG); Plays-Yds)				Avg./1st Down		2nd Down Eff.		Plays (+/0/-)			Plus Territory (Plays-Yards)			Coin				
Game	Colorado		Opponent		Colo	Opp.	Colo	Opp.	Colorado	Opponent		Colorado	Opponent	Toss					
Hawai'i	2-2	(1/1)	4-13	5-5	(3/2)	14-29	4.0	6.1	6-18	4-21	32	15	11	42	15	8	16- 83	33-139	W (d)
California	3-4	(0/3)	9-13	5-5	(4/1)	5-27	5.3	4.7	10-28	8-24	49	29	4	40	21	6	35-164	23-163	W (d)
Colorado State	2-2	(2/0)	7-25	1-1	(1/0)	5-16	7.2	4.3	3-19	5-19	45	17	4	35	11	9	25-182	14-170	W (d)
Ohio State	2-2	(2/0)	3-20	5-6	(3/2)	12-53	5.3	5.1	5-18	6-19	34	19	2	48	8	6	15-113	44-221	L (D)
Washington State	3-4	(3/0)	12-47	4-4	(3/1)	8-47	3.9	5.5	8-21	10-25	45	11	6	47	21	8	22- 89	34-166	W (d)
Stanford	1-2	(1/0)	5- 5	5-5	(5/0)	11-34	2.8	7.2	7-20	12-22	33	20	4	58	10	2	17- 59	42-273	W (d)
Washington	3-3	(3/0)	12-38	5-5	(5/0)	12-64	4.6	8.9	4-21	12-23	35	19	11	59	8	3	31-103	39-318	W (d)

SERIES HISTORY—CU vs. OREGON

Colorado and Oregon have met 15 times, with CU owning a slight 8-7 edge; it is the most games involving the Buffs and a previous Pac-10 Conference school (CU has played Utah 57 times). The Buffs lead the series in Boulder, 4-2, but this is Oregon's first trip to Folsom Field since the 1987 season opener, when the Ducks escaped town with a 10-7 win; the last three meetings between the two schools have all been in the postseason ('96 Cotton, '98 Aloha, '02 Fiesta). That Sept. 12, 1987 game was the first career contest for several notable Buffaloes, including current assistant coaches **Eric Bieniemy** and **Kanavis McGhee**; future All-Americans **Alfred Williams** and **Joe Garten** saw their first action that day against the Ducks as well. Overall points in the series are as close as can be, with Oregon owning a slight 323-319 edge; CU owns the high of 51 in the '98 Aloha Bowl, UO has registered the lone shutout (35-0 in 1956). The two schools, based in very similar liberal-minded towns, formed a tremendous bond in 1984 when CU tight end Ed Reinhardt suffered a life-threatening brain injury and would spend a month in a coma in a Eugene hospital before he awoke and was able to return to Colorado; he continues rehab for the injury to this day.

SERIES DID YOU KNOW?—Perhaps the biggest play in the series for Colorado was a defensive one. In 1985, Colorado had switched to the wishbone offense and won its opener over Colorado State, 23-10; the Buffs were in search of their first 2-0 start since 1978. Oregon was up next, in Boulder, and that 2-0 goal would be in danger. The Buffs opened up a quick 14-0 lead on "Ed Reinhardt Day," honoring CU's tight end who suffered a brain injury the previous year against in Eugene. However, UO bounced back to go up 17-14, but a Mark Hatcher 22-yard run put CU back on top, 21-17, early in the fourth quarter. The Ducks mounted a final threat that had them in a first-and-goal at the CU 5. The Buffs squelched the first three tries, and on fourth-and-goal with seven ticks remaining, SS Mickey Pruitt sacked QB Chris Miller for a 14-yard loss, preserving the CU win and back-to-back victories to open a season in seven years.

SERIES SIGNATURE ANNIVERSARY GAME — 15th. On New Year's Day 1996, it was a cold, rainy, windy and all-around miserable day in Dallas but the Buffaloes prevailed in the Cotton Bowl, winning 38-6. Herchell Troutman rushed for 100 yards and a touchdown to be the day's offensive star, as the day belonged to the defenses: the teams combined for just 571 yards and eight turnovers, with Marcus Washington's bowl-record 95-yard interception return for a touchdown swaying the momentum to CU just before halftime. Many thought CU ran up the score with a late fake punt that led to its final score, but it was a little private payback from an incident at a CU practice that was unreported at the time and is now a secret locked away like whatever it was that "Billy Joe Macalister threw off the Tallahatchie Bridge." The win capped Rick Neuheisel's first season as head coach, with the team going 10-2 and finishing No. 4 in the polls, a team that may have had no business winning that many after having 10 players drafted into the NFL (seven in the first 71 picks) and its star quarterback (Koy Detmer) lost for the year with a knee injury.

COLORADO-OREGON AT-A-GLANCE / SERIES TRENDS

Colorado leads the series, 8-7 (4-2 in Boulder, 2-4 in Eugene, 1-0 in Dallas, 1-0 in Honolulu, 0-1 in Tempe). A game-by-game look:

Date	Site	Result	Attend.	Rank CU UO	CU FD	Rushing att yds td	Passing a-c-i yds td	Tot Off no yds	UO FD	Rushing att yds td	Passing a-c-i yds td	Tot Off no yds	TV
Oct. 15, 1949	Eugene	L 14-42	12,500	— —	9	43 160 0	17- 7-3 72 2	60 232	11	47 333 2	25- 8-1 192 3	72 515	
Nov. 18, 1950	Boulder	W 21- 7	12,223	— —	18	60 228 2	13- 7-1 128 1	73 356	9	36 50 0	22-10-1 168 1	58 218	
Oct. 8, 1955	Eugene	W 13- 6	12,500	— —	11	51 164 2	5- 3-0 27 0	56 191	17	47 196 1	20- 8-0 170 0	67 366	NBC (r)
Sept. 22, 1956	Boulder	L 0-35	40,500	— —	7	32 64 0	9- 2-0 38 0	41 102	24	69 364 3	8- 4-1 80 2	77 444	
Sept. 23, 1967	Eugene	W 17-13	27,500	9 —	12	55 179 1	12- 4-1 82 1	67 261	17	35 46 1	33-17-6 301 1	68 347	ABC (r)
Sept. 21, 1968	Boulder	W 28- 7	44,723	— —	22	58 209 4	22-14-1 122 0	80 331	9	38 104 0	15- 4-0 87 1	53 191	
Sept. 9, 1978	Boulder	W 24- 7	45,389	— —	15	56 256 3	16- 6-3 66 0	72 322	17	49 149 0	29- 9-3 96 1	78 245	
Sept. 8, 1979	Boulder	L 19-33	44,274	— —	17	45 56 1	23-12-2 155 1	68 211	22	57 285 3	11- 7-0 168 1	68 453	ESPN
Sept. 15, 1984	Eugene	L 20-27	25,048	— —	21	39 106 2	40-18-2 282 1	79 388	19	45 232 1	25-13-0 112 2	70 344	
Sept. 14, 1985	Boulder	W 21-17	30,373	— —	21	58 342 3	5- 2-1 48 0	63 390	22	41 106 1	38-22-1 222 1	79 328	
Sept. 13, 1986	Eugene	L 30-32	26,155	— —	19	58 368 4	5- 2-0 18 0	63 386	22	39 153 3	42-28-0 262 0	81 415	
Sept. 12, 1987	Boulder	L 7-10	40,521	— —	19	52 267 1	18- 7-2 87 0	70 354	15	46 102 0	24-16-0 175 1	70 277	KCNC (I)
Jan. 1, 1996	Dallas (Cotton)	W 38- 6	58,214	7 12	16	41 170 3	27-12-2 143 2	68 313	16	29 96 0	44-21-2 162 0	73 258	CBS
Dec. 25, 1998	Honolulu (Aloha)	W 51-43	34,803	— 21	13	35 176 0	24-12-0 221 4	59 397	27	35 79 4	46-24-1 456 2	81 535	ABC
Jan. 1, 2002	Tempe (Fiesta)	L 16-38	74,118	3 2	20	31 49 1	47-24-3 279 1	78 328	22	28 150 1	42-28-1 350 4	70 500	ABC

CU INDIVIDUAL HIGHS

Most Yards Rushing: 173, Mark Hatcher, Sept. 13, 1986

Most Yards Passing: 282, Steve Vogel, Sept. 15, 1984

Most Receptions: 10, Daniel Graham, Jan. 1, 2002

Most Yards Receiving: 96, Darrin Chiaverini, Dec. 25, 1998



CU-OREGON BY THE NUMBERS

Here's a look at some numbers-related trivia in the Colorado-Oregon series:

- 0** The number of times in the series that one team has gained at least 200 yards both rushing and passing (out of a maximum **30**);
- No. 2** The highest national ranking of either team (Oregon in the '02 Fiesta Bowl) when the two have lined up across from each other;
- No. 3** The highest national ranking of Colorado (also in the '02 Fiesta Bowl) when the two have lined up across from each other;
- 3-2** Colorado's record against Oregon in men's basketball, with the last meeting in the NIT in March, 2004;
- 3-8** Colorado's record against Oregon in women's basketball, with the last meeting in December, 2006;
- 7** The number of games in the series decided by one score or less (8 points; CU leads in those, **4-3**);
- 15** The number of games in the series between Colorado and Oregon;
- 17** The number of times in the series that one team did not gain at least 100 yards both rushing and passing (out of a maximum **30**);
- 24** The number of years since the two schools last met in the regular season;
- 123 11' W** The longitude of Eugene, Oregon, the furthest west any school can play a Division I-A/FBS game on the mainland;
- 96** The number of receiving yards by **Darrin Chiaverini** in the 1998 game (Aloha Bowl), the most by a Buffalo in the series;
- 173** The number of rushing yards by **Mark Hatcher** in the 1986 game, the most by a Buffalo in the series and the fourth most in any game by a CU QB;
- 282** The number of passing yards by **Steve Vogel** in the 1984 game, the most by a Buffalo in the series;
- 958** The number of miles between Boulder, Colorado, and Eugene, Oregon;
- 4,915** The difference in elevation (feet) between Boulder (**5,345**) and Eugene (**430**; though some areas are **0**).

TALE OF THE TAPE

Here's a comparative look at **Colorado** and **Oregon** in both general areas as well as several statistical categories thorough games of October 15 (NCAA/national rankings, if applicable, are in parenthesis):

				
Category	Colorado		Oregon	
Overall Record, 2011	1-6		5-1	
Versus AP Ranked Teams (at time of game)	0-1		1-1	
Overall Record, 1989-current (last 22-plus seasons)	162-110-4	(31)	181-92	(17)
Versus Ranked Teams	43-63-2		37-45	
Alumni On NFL Rosters (as of October 10)	16		26	
Rushing Offense	89.9	(113)	315.0	(5)
Average Per Rush	3.1		7.2	
Passing Offense	248.0	(44)	224.0	(67)
Completion Percentage	56.0		60.1	
Average Per Attempt	7.1		8.0	
Passing Efficiency	131.2	(61)	161.1	(10)
Total Offense	337.9	(92)	539.0	(5)
Average Per Play	5.3		7.5	
Scoring Offense	21.9	(92)	48.7	(3)
Rushing Defense	145.1	(65)	173.0	(78)
Average Per Rush	4.6		4.1	
Passing Defense	252.7	(96)	240.8	(84)
Completion Percentage	64.9		55.2	
Average Per Attempt	6.9		6.1	
Pass Efficiency Defense	153.5	(113)	112.9	(24)
Total Defense	408.9	(85)	413.8	(91)
Average Per Play	6.2		5.1	
Scoring Defense	36.0	(113)	23.3	(44)
Third Down Conversion Offense	36.4	(92)	46.9	(29)
Third Down Conversion Defense	51.1	(112)	35.0	(40)
Quarterback Sacks By / Allowed	19 / 21	(22/108)	15 / 3	(27/ 3)
Net Punting	37.8	(38)	44.0	(2)
Punt Returns	4.1	(105)	11.4	(28)
Punt Return Yardage Defense	10.0	(85)	4.8	(31)
Kickoff Returns	17.2	(116)	19.0	(108)
Kickoff Return Yardage Defense	26.2	(113)	18.8	(22)
Turnovers / Turnovers Forced	6 / 7	(6/97)	7 / 6	(11/110)
Turnover Margin	+ 0.14	(56)	- 0.17	(68)
Red Zone Scoring Percentage (Offense)	93.3	(14)	84.2	(49)
Red Zone Scoring Percentage (Defense)	93.9	(117)	76.9	(33)
Time of Possession	30:15	(54)	24.42	(120)

THIS WEEK'S HISTORICAL STAT / 1981

Thirty years ago (Oct. 17, 1981), CU had one of its most memorable and challenging comebacks in an 11-10 Homecoming win over Oklahoma State. Trailing 10-3 with 1:28 remaining, the Buffaloes took over on their own 8-yard line. Redshirt freshman **QB Steve Vogel** engineered a 10-play, 92-yard drive in 1:22, and completed passes for a touchdown and a two-point conversion as five different players had a hand in the drive, which actually covered 96 yards after a penalty on the first play. The play-by-play of the drive:

Colorado (1:28)

C 8 1-10	PENALTY: Colorado illegal procedure	C 31 2-10	(0:42) S. Vogel passes complete to R. Ward for 27 yards
C 4 1-14	S. Vogel passes incomplete, intended for C. Davis	O 42 1-10	(0:25) S. Vogel passes complete to R. Ward for 12 yards
C 4 2-14	S. Vogel passes complete to D. Singleton for 10 yards	O 30 1-10	(0:18) S. Vogel passes complete to D. Hestera for 21 yards
C 14 3- 4	S. Vogel passes incomplete, intended for B. Parker	O 9 1- G	(0:11) S. Vogel passes complete to B. Parker for 9 yards and a touchdown. Time remaining: 0:06.
C 14 4- 4	S. Vogel passes complete to D. Singleton for 17 yards		S. Vogel passes complete to D. Singleton for two points.
C 31 1-10	(0:47) S. Vogel throws the ball out of bounds to stop the clock		

It was just CU's second win of the season, but tragedy struck one of the participants later in the week. In an Ames hotel ahead of CU's next game against Iowa State, **Derek Singleton** fell ill with what would be diagnosed the following Monday as a severe meningitis infection. He would fight the illness the remainder of the year, but succumbed on New Year's Day 1982 at the age of 19. The last time he touched the ball was the winning two-point conversion against Oklahoma State.

OREGON NOTES

Oregon is 5-1, 3-0 in the Pac-12 and is ranked in the top 10 in all the polls. The Ducks have been one of the nation's dominant teams under Kelly, winning back-to-back Pac-12 championships and a date in last year's BCS Championship game. The Ducks feature the nation's fifth ranked rushing offense (315.0 yards per game), fifth ranked total offense (539.0) and third ranked scoring offense (48.7 points per game). While the passing offense (224.0) ranks 67th nationally, Oregon's pass efficiency ranks 10th (161.1 rating). All that is even more impressive given the Ducks rank last in Division I, 120th in time of possession, holding the ball just 24:42 each game. Although injured two weeks ago, TB **LaMichael James** ranks first nationally in rushing at 170.4 yards per game and first in all-purpose yards (229.6) and sixth in scoring (12.0 points per game). Last week QB **Darron Thomas** was also injured, he ranks 11th nationally in pass efficiency (163.5) and averages 223.8 yards of total offense per game. Last week **Kenjon Barner** replaced James and ran for 171 yards and a TD while **De'Anthony Thomas** had 73 yards and two scores. Thomas left in the second half after amassing 187 yards and a pair of scores. **Bryan Bennett** replaced him, completing 2-of-5 passes for 22 yards and having five rushes for 65 yards. Defensively, the Ducks rely on depth, as nine Ducks have recorded a sack and 19 have recorded a tackle for loss. A total of 15 have recorded at least one pass break-up and five players each have one interception. **John Boyette** leads the way averaging 7.4 tackles per game while **Josh Kaddu** has recorded three sacks and four total tackles for loss and two additional quarterback hurries.

➔ Oregon coach **Chip Kelly** is in his third year in Eugene and is 27-5 overall and 20-1 in Pac-12 play. The Ducks, 30th head coach, he led the Ducks to a Pac-10 Championship in 2009 in his first year coaching at any level and followed that up with a 12-0 regular season, repeat Pac-10 Championship and appearance in the BCS Championship game. Kelly was the Ducks offensive coordinator and quarterbacks coach from 2007-08 after serving in the same role at New Hampshire from 1999-2006. At UNH, he also coached the offensive line from 1997-98 and running backs from 1994-96. He began his coaching career at Columbia University where he served as the freshman secondary and special teams coach in 1990 and the outside linebackers and strong safeties coach in 1991. He was the running backs coach at UNH in 1992 and moved for one season to John's Hopkins as the defensive coordinator in 1993. He graduated from New Hampshire with a degree in physical education.

➔ Oregon is 5-1 on the season with the only loss a 40-27 decision against then No. 4 and currently No. 1 LSU. The past five weeks have included wins of 69-20 over Nevada, 56-7 over Missouri State, 56-31 at Arizona, 43-15 against Cal and 41-27 against No. 18 Arizona State last week. The Wildcats opened up a 14-7 lead in the first quarter over Oregon before the Ducks put two touchdowns on the board in both the second and third quarters to take a 35-24 lead before cruising to a 41-27 win. Early in the third quarter, ASU took a 24-21 lead only to see the Ducks two scores that quarter happen in a span of 2-and-a-half minutes. ASU QB Brock Osweiler completed 29-of-46 passes for 291 yards and a pair of scores while the Ducks racked up 327 yards on the ground and 536 yards of total offense despite missing the nation's leading RB **LaMichael James** and starting QB **Darron Thomas** in the second half.

➔ **SPORTS INFORMATION CONTACT/FOOTBALL:** Dave Williford, Executive Assistant Athletic Director of Media Services, 541-346-2251 (office); diw@uoregon.edu.

IN COLORADO BUFFALO HISTORY: OCTOBER 22

Colorado is 9-10 all-time on **October 22**, 5-3 at home and 4-7 on the road. CU has played Nebraska four times on the date, all in a row between 1960 and 1983, going 1-3 against their former top rivals. All but two of the games ('77 and '83 at Lincoln) have been played in the Mountain Time Zone. Some highlighted Oct. 22 games: **1910**—Colorado, then the Silver & Gold, defeat Wyoming 14-3 in Boulder, only the third-ever meeting between the schools in neighboring states. **1921**—Lee Willard's 40-yard touchdown pass to Walter Franklin rallied CU to a 10-7 win over Denver. CU had taken a 3-0 lead in the first half on a 35-yard field goal by Art Quinlan, but according to the Coloradoan (CU yearbook), "the Minister's well developed and well screened shift plays caught (CU) unprepared and they were able to make many yards thru (sic) the use of this feature." **1949**—In the final game of the series until a one-game renewal in 1998, Colorado dumped the then Utah State Farmers, 20-6 in Logan. CU trailed 7-0 at halftime but got second half touchdown runs of 28 and two yards from Malcolm Miller, the first on a reverse, and the clincher on a 21-yard romp from Gerald Apuzzo. **1955**—Colorado falls 56-21 at No. 3 Oklahoma, but the game is much closer than the final score indicated. The Buffs led 14-0 after a pair of 2-yard touchdown runs by John Bayuk and Emerson Wilson with 10:15 left in the first half, but the Sooners scored the next 35 points to take control of the game. **1960**—A 19-6 win over Nebraska in Boulder improved the Buffs to 3-0 in the Big Eight and to 4-1 overall; the Buff defense suffocates the Huskers, allowing just 156 yards on 59 plays (2.6 per). **1977**—Colorado entered as the No. 7 team nationally (5-0-1), Nebraska at No. 18; the Buffs stormed to a 15-3 lead early in the second quarter only to see the Huskers put up 30 unanswered points to win, 33-15, in Lincoln. Howard Ballage put CU up early with a 98-yard kickoff return for a touchdown to give CU a 7-3 lead (he would do the same a year later, covering 100 yards in Boulder); James Mayberry rushed for 113 yards and a score. **1983**—In Lincoln, Colorado trailed Nebraska, 14-12, at halftime; many viewers watching TV that day thought ABC flashed the wrong halftime score, as Nebraska won 69-19; it must have been 41-12. Nope, the Husker trifecta of Turner Gill, Mike Rozier and Irving Fryar keyed a third quarter onslaught with five touchdowns between them, helping NU to a 48-7 edge in the *quarter*, setting an NCAA record for points. **1988**—Eric Bieniemy rushed for 114 yards and a second quarter touchdown that gave CU a 14-7 lead over No. 9 Oklahoma, but the Sooners rallied to win the first-ever night game at Folsom Field, 17-14. Ken Culbertson's 62-yard field goal attempt to tie the game with 29 seconds remaining was long enough, but sailed just right at the end. It would be the Sooners last win over Colorado for 14 years. **1994**—No. 2 Colorado's triple punch of Kordell Stewart, Rashaan Salaam and Michael Westbrook proved too much for No. 19 Kansas State in a 35-21 Buff win in Boulder. Stewart accounted for 263 yards of total offense, including a career-high 127 rushing at the time, with three TDs while Salaam rushed for 202 and two scores and Westbrook making couple of acrobatic catches at key junctures to keep drives alive (4-64 in the game). The win set the stage the following week in Lincoln between undefeated titans Colorado (7-0, No. 3) and Nebraska (7-0, No. 2). **2005**—Joel Klatt threw for 193 yards and four touchdowns, becoming CU's all-time leader at the time in the latter with 42, and CU had a big night on special teams as the Buffs dismantled Kansas, 44-13. TE Joe Klopfenstein caught two of those scoring tosses, and WR Stephone Robinson returned a punt 81 yards for a TD, the highlight of the special teams effort that also included a blocked punt that led to a score and a safety after forcing KU to muff a punt snap.

OCTOBER 22 COLORADO MVP: QB Kordell Stewart, 1994. In a 35-21 win over Kansas State, he accounted for 263 yards total offense including a regular season career-high 127 rushing and three touchdowns, including a 60-yard burst that snapped a 21-21 tie five minutes into the fourth quarter. During the course of the game, he became just the second player in Big Eight history to pass for 5,000 and rush for 1,000 in a career.

THE LAST TIME: OREGON 38, COLORADO 16**JANUARY 1, 2002 (FIESTA BOWL, TEMPE, ARIZ.)**

TEMPE, Ariz. — It was only the sixth postseason meeting ever between Nos. 2 and 3, but second-ranked Oregon proved to be too much for third-ranked Colorado as the Ducks defeated the Buffaloes, 38-16. The loss snapped CU's nation-best six game bowl winning streak.

The Buffs scored first—and last—but it was in-between when Oregon flashed the muscle of its powerful passing attack when it outscored CU 38-0 from late in the first quarter to early in the fourth.

Colorado took a 7-0 lead after Brandon Drumm's 1-yard plunge capped an 11-play, 65-yard drive at the 6:26 mark of the first quarter. But the complexion of the game changed over the course of the remainder of the first half. UO's star quarterback, Heisman finalist, Joey Harrington, threw three touchdown passes, including a 28-yard strike to Keenan Howry to tie the score late in the first. Two drives later, early in the second stanza, Harrington and Samie Parker hooked up on a 79-yard strike that put the Ducks up for good. He combined with Onterio Smith for a 6-yard score with 2:29 left before the half that gave the Ducks a 21-7 lead.

Two bad breaks did in the Buffs in the third quarter. With Oregon getting the ball first, CU needed a defensive stop, but Maurice Morris broke at least a half

dozen tackles in rambling 49 yards for a touchdown and a 28-7 UO lead less than three minutes into the half.

Colorado then came back and drove to the Duck 26, where Bobby Pesavento scrambled free and hit Derek McCoy for an apparent touchdown. But the SEC official, some 20 yards behind the play, ruled Pesavento had crossed the line of scrimmage, negating the play. Television replays showed Pesavento was not over, but the call stood and took what little wind was left in CU's sails at the time.

Oregon extended the lead to 38-7, with Harrington throwing a fourth scoring pass, with 9:38 left. Colorado did get back on the board with a 39-yard field goal from Jeremy Flores and ended the game's scoring with a Craig Ochs to Daniel Graham 4-yard touchdown pass in the final seconds.

Graham set a CU bowl record with 10 receptions, but Oregon allowed CU only 49 net rushing yards after a potent Buff ground game ran up 603 in their final two regular season games. Oregon finished the season with an 11-1 record but couldn't overtake undefeated Miami in the final polls; CU closed at 10-3, ending at No. 9 in both major polls.

Oregon	7	14	10	7	—	38
COLORADO	7	0	0	9	—	16

SCORING	Score	Time	Qtr
COLORADO — Drumm 1 run (Brougham kick)	7- 0	6:26	1Q
Oregon — Howry 28 pass from Harrington (Siegel kick)	7- 7	3:48	1Q
Oregon — Parker 79 pass from Harrington (Siegel kick)	7-14	13:13	2Q
Oregon — Smith 6 pass from Harrington (Siegel kick)	7-21	2:29	2Q
Oregon — Morris 49 run (Siegel kick)	7-28	12:33	3Q
Oregon — Siegel 47 FG	7-31	12:03	4Q
Oregon — Peelle 4 pass from Harrington (Siegel kick)	7-38	9:38	4Q
COLORADO — Flores 39 FG	10-38	5:47	4Q
COLORADO — Graham 4 pass from Ochs (kick failed)	16-38	0:18	4Q

Attendance: 74,118 **Time:** 3:33

Weather: 66 degrees, clear skies, 6 mph winds (variable)

INDIVIDUAL STATISTICS

Rushing—Colorado: Brown 9-30, C. Johnson 8-24, Purify 6-19, Drumm 1-1, Pesavento 1-minus 5, Ochs 3-minus 20. **Oregon:** Morris 11-89, O. Smith 14-51, Line 2-7, Willis 1-3.

Passing—Colorado: Ochs 20-13-1, 140, 1 td; Pesavento 27-11-2, 139, 0 td. **Oregon:** Harrington 42-28-1, 350, 4 td.

Receiving—Colorado: Graham 10-89, McCoy 5-66, C. Johnson 3-50, M. Brunson 3-35, Cormier 2-25, Houston 1-14. **Oregon:** Parker 9-162, Willis 6-62, Peelle 5-66, Howry 3-33, O. Smith 3-8, Line 1-16, Wighster 1-3.

Punting—Colorado: Mariscal 5-40.8 (51 long). **Oregon:** Arroyo 4-41.8 (54 long), Harrington 1-14.0 (14 long).

Punt Returns—Colorado: Hollowell 3-25. **Oregon:** Howry 3-4. **Kickoff Returns—Colorado:** Hollowell 5-122, Surrell 2-37. **Oregon:** Amundson 2-28, O. Smith 1-21.

Tackle Leaders—Colorado: Lewis 9,3—12; Robinson 4,3—7; J. Johnson 4,3—7; Brayton 5,0—5; Bannan 4,1—5; Tufts 2,3—5; Strickland 1,4—5. **Oregon:** Mallard 6,7—13; Moretti 6,5—11; Mitchell 5,5—10; Lewis 2,5—8; Bauman 4,1—5.

Quarterback Sacks—Colorado: none. **Oregon:** Dorsey 2-6, Mallard 1-7, Bauman 1-6, Mitchell ½-3, Lewis ½-3.

Interceptions—Colorado: Robinson 1-14. **Oregon:** S. Smith 3-35.

GAME NOTES

It was just the sixth meeting in the postseason of the nation's Nos. 2 and 3 teams in the Associated Press poll because the AP's Nos. 1 (Miami, Fla.) and 4 (Nebraska) met in the BCS title game, much to the chagrin of both Oregon and Colorado, the latter of whom blew up the Huskers, 62-36, to win the Big 12 North ... **FB Brandon Drumm**, nicknamed the "Alaskan Assassin" by ABC's Brent Musburger, scored the first touchdown of his career to give CU an early 7-0 lead ... CU's loss snapped a six-game bowl winning streak that was the nation's longest and tied for the sixth-longest ever entering the game ... The 31-point deficit CU faced at 38-7 was the largest they had ever faced in a bowl game, as was the final margin of 22 points ... **TE Daniel Graham**, suspended for the opening series, caught a CU bowl and Fiesta Bowl record 10 passes for 89 yards and a touchdown on his final collegiate play, which saw him dunk the ball over the crossbar after scoring ... CU finished the season with a 10-3 record after going 3-8 in 2000, with the 6-game improvement tied for the biggest turnaround in NCAA Division I-A for the 2001 season ... Gary Barnett also executed the nation's biggest turnaround in 1995 at Northwestern, and joined an elite group of coaches who twice coached the NCAA Most Improved Team: Paul "Bear" Bryant at Kentucky (1946) and Texas A&M (1955), John McKay at Southern California (1962 and 1972) and Johnny Majors at Pittsburgh (1973) and Tennessee (1989).

COLORADO & HOMECOMING

Colorado is **61-30-5** in 96 previous homecoming games, including an **8-7** mark when the Buffs were members of the Big 12 Conference; CU once reeled off 16 straight wins in homecoming tilts from 1984 through 1999. The Buffs dropped last year's affair, 27-24, to Texas Tech. Though Family Weekend has really supplanted Homecoming as the bigger draw, there have been some memorable Homecoming highlights through the years. Here's a quick look:

MEMORABLE HOMECOMING GAMES — A few homecoming games that have stood out over the years: **1953**—The Buffs win a wild one over Iowa State, 41-34, as Carroll Hardy's 17-yard run with 1:22 left rallies the Buffs from a 28-13 deficit, CU's largest rally ever on homecoming and the fifth biggest comeback in school history; **1981**—Perhaps the greatest comeback in school history, as the Buffs rally for an 11-10 win over Oklahoma State—after facing a second-and-14 from its own 4 with just over a minute left in the game. CU drives for the score to pull to within 10-9, and then Steve Vogel connects with Derek Singleton for the 2-point play and the win; it would be the last time Singleton touches the ball for the Buffs, as he falls ill to spiral meningitis the following Friday and passed away on New Year's Day, 1982; **1991**—CU wins for just the second time wearing all-black uniforms, trouncing Missouri 55-7 as the Buffs have had enough of the "Fifth Down" talk from the previous year's game in Columbia; **1995**—The Buffs top Missouri 21-0, in the only game in the last 50 years really affected by Boulder's notorious winds, which whipped up to 70 miles per hour that day; **1998**—CU rallied to beat Baylor, 18-16, as the No. 15 Buffaloes led most of the game until the Bears took a 16-15 lead with 6:31 remaining; a 31-yard Jeremy Aldrich field goal at the 2:00 mark would win it; **2001**—CU topped Texas A&M 31-21, and the Buffs may have had a little help from above in that one, as Joey Johnson returned a fumble 52 yards for a touchdown with 58 seconds left to thwart A&M's attempt to tie or win the game. Occurring one day after long-time athletic department staffer Fred Casotti had passed away at the age of 77, the coaches made reference to maybe Fred having something to do with the timely fumble from the heavens. **2002**—CU surprises No. 13 Kansas State, 35-31, going up big early and then staving off a furious Wildcat rally. The game featured the school's longest pass play ever, a 94-yard bomb from Robert Hodge to Jeremy Bloom. **2007**—Trailing 24-7 against No. 3 Oklahoma midway through the fourth quarter, Colorado tied the school's fourth largest comeback in its history by scoring the final 20 points of the game, the last three coming on Kevin Eberhart's 45-yard field goal as time expired.

TURNING BACK THE CLOCK: A SPECIAL HOMECOMING IN 1946

In 1946, the homecoming game against New Mexico (a 14-13 CU win before 17,000) featured a halftime ceremony where CU President **Robert Stearns** announced the official naming of the stadium in honor of the late **Frederick Folsom**, CU's all-time winningest coach at the time who helped develop the program at its infancy. The structure, now known as Folsom Field, had been known as Colorado Stadium since it debuted in October 1924. **Mrs. Folsom** accepted the honor on her husband's behalf, as he passed away two years earlier in 1944. A side note: Mrs. Folsom was also crowned the Homecoming Queen due to a scandal of ballot-box stuffing by the two Homecoming Queen candidates! The Folsom family papers are in the Special Collection section in Norlin Library. (Courtesy **Deborah Hollis**, Associate Professor/Faculty Director for the Special Collections Department, University Libraries.)

HOMECOMING EVENTS SET FOR THIS WEEKEND

Homecoming 2011 at the University of Colorado will again feature the annual parade on Friday (Oct. 21), officially kicking off the weekend with the football game as the signature event on Saturday afternoon (there are no other sporting events during the weekend, as the soccer and volleyball teams are on the road).

CU is changing traditions for the homecoming parade, as it is moving from The Hill to Pearl Street. For the first time in history the parade is teaming up with the already established Pearl Street Stampede, now in its seventh year. It all starts at 7 p.m. in front of the Boulder County Court House between 13th and 14th streets on Pearl and will feature head football coach **Jon Embree**, CU coaches, student-athletes, the Golden Buffalo Marching Band, and Chip (CU's costumed mascot), plus all of this year's floats for the 2011 homecoming parade, which will commence from the Court House to a reviewing stand in the 1000 block of Pearl, where athletic director Mike Bohn and former head coach Bill McCartney will speak. The event concludes with a performance by the CU Buffoons.

On game day, the Alumni Association sponsors Ralphie's Corral, a large pregame tailgate party on the lawn south of Benson Earth Sciences that begins at 10:30 a.m.

RALPHIE'S GREEN STAMPEDE THIS SATURDAY

The Oregon game will also serve as the annual Ralphie's Green Stampede event where CU has entered the EPA's **Game Day Challenge** with 70 other schools to see who has the "greenest" stadium and fan base. It's a friendly competition, and Colorado is one of five Pac-12 schools in the contest along with Oregon, Oregon State, Utah and Washington. CU has set a goal of diverting over 90 percent of waste from the landfill for this game (in the 2009 event, CU achieved a rate of 78.018%); schools track and report waste reductions and disposal data that is used to rank the schools. The school has produced a couple of videos about Ralphie's Green Stampede and they can be found here: <http://www.youtube.com/watch?v=QyldblEVos&NR=1> and <http://www.youtube.com/watch?v=Gp2T9OkFikg>. For more information, contact Jack DeBell (303-492-8307/debell@colorado.edu).

IN THE POLLS

Colorado has not been ranked in any *Associated Press* (media) or *USA Today Coaches* poll since November 6, 2005, when the Buffs peaked at No. 21 in the coaches' ballot (No. 22 in the AP and Harris Interactive), but dropped out after a Nov. 12 loss at Iowa State. CU was ranked three times in 2005, reaching No. 18 in the BCS Standings at one point (Nov. 6) and had returned to the polls after a 25-month hiatus on October 9. The Buffs had the 10th longest streak of all-time, as from the 1989 preseason poll through the first five weeks of 1997, CU had a tremendous run of 143 consecutive weeks in the AP poll. CU has been ranked **293** times in its history, the 24th most all-time (Iowa is 23rd with 297, Pittsburgh is 25th with 292). Since 1989, CU has played the sixth most ranked teams in the nation (108), trailing only Florida (122), Florida State (113), Michigan (111), Ohio State (111) and LSU (109).

COLORADO IN THE POLLS – 2011 WEEKLY

A weekly look at where Colorado has placed weekly in each of the four major polls in 2011 (RV—denotes received votes; number is place outside top 25):

Poll	PS	9/06	9/11	9/18	9/25	10/02	10/09	10/16	10/23	10/30	11/06	11/13	11/20	11/27	12/04	Final
<i>Associated Press</i>	---	---	---	---	---	---	---	---	---	---	---	---	---	---	---	---
<i>USA Today Coaches</i>	---	---	---	---	---	---	---	---	---	---	---	---	---	---	---	---
Harris Interactive																
BCS Standings																

43 WINS OVER RANKED TEAMS 12TH BEST SINCE '89

CU's 43 wins over *Associated Press* ranked teams since the start of the 1989 season are the 12th most in the nation in this time frame (22-plus seasons). Florida State has the most with 71, followed by Florida (68), Ohio State (63), Michigan (60), Miami, Fla. (55), Southern Cal (54), Alabama (53), Tennessee (52), LSU (49), Oklahoma (48), Texas (46), **Colorado (43)**, Auburn (43), Penn State (43), Notre Dame (42), Nebraska (41) and Georgia (40); as for the Pac-12, after USC and CU, the next schools on the list are Washington (39), Oregon (37) and UCLA (37). All-time, Colorado's 66 wins over ranked teams are the 23rd most in history. (*AP polls used for these figures because the coaches' poll omits teams on probation, but AP still ranks those teams.*)

- Colorado's last three wins over ranked teams came against No. 17 Kansas in 2009 (34-30), No. 21 West Virginia in 2008 (17-14 in OT) and No. 3 Oklahoma in 2007 (27-24), its last over a top 10/top 5 team.
- CU has lost five straight against ranked teams (last win: 34-30 over Kansas in 2009); the Buffs have lost 17 straight road games against ranked opponents, with the last win a 31-17 over UCLA at the Rose Bowl in 2002.

STATISTICALLY SPEAKING

Here's where the Buffs rank statistically in select categories in the Pac-12 and the NCAA in 2011 through games of October 15:

TEAM															
Pac12	NCAA	Category	Stat	Pac12	NCAA	Category	Stat	Pac12	NCAA	Category	Stat	Pac12	NCAA	Category	Stat
11th	113th	RUSHING OFFENSE	89.9	9th	65th	RUSHING DEFENSE	156.1	11th	105th	PUNT RETURNS	4.1				
8th	44th	PASSING OFFENSE	248.0	9th	96th	PASSING DEFENSE	252.7	12th	116th	KICKOFF RETURNS	17.2				
11th	92nd	TOTAL OFFENSE	337.9	9th	85th	TOTAL DEFENSE	408.9	4th	38th	NET PUNTING	37.8				
12th	95th	SCORING OFFENSE	21.9	11th	113th	SCORING DEFENSE	36.0	6th	56th	TURNOVER MARGIN	+0.14				
INDIVIDUAL (Top 25 in conference)															
Rushing	Pac-12	NCAA	Yds/Gm	Receiving Yards	Pac-12	NCAA	Yds/Gm	Field Goals	Pac-12	NCAA	FG/Gm	Tackles For Loss	Pac-12	NCAA	Pts/Gm
Rodney Stewart	9th	84th	67.6	Paul Richardson	5th	32nd	94.8	Will Oliver	8th	44th	1.29	Josh Hartigan	10th	0.83
Passing Yards	Pac-12	NCAA	Avg./Gm	Rodney Stewart	10th	68th	69.5	Interceptions	Pac-12	NCAA	Avg./Gm	Three with one	37th	0.17
Tyler Hansen	9th	40th	240.3	Punting	Pac-12	NCAA	Avg.	QB Sacks	Pac-12	NCAA	Avg./Gm	Josh Hartigan	2nd	27th	0.67
Passing Efficiency	Pac-12	NCAA	Yds/Gm	Darragh O'Neill	5th	23rd	43.6	Chidera Uzo-Diribe	4th	43rd	0.64	Tackles / Tackles For Loss			
Tyler Hansen	9th	59th	133.3	Punt Returns	Pac-12	NCAA	Avg.	CU uses coaches' video; numbers don't match							
Total Offense	Pac-12	NCAA	Yds/Gm	None qualified											
Tyler Hansen	9th	45th	244.0	Kickoff Returns	Pac-12	NCAA	Avg.								
Rodney Stewart	20th	67.8	Rodney Stewart	8th	80th	21.7								
All-Purpose	Pac-12	NCAA	Yds/Gm	Scoring	Pac-12	NCAA	Pts/Gm								
Rodney Stewart	3rd	14th	167.0	Will Oliver	14th	6.4								
Receptions	Pac-12	NCAA	No./Gm	Kick Scoring	Pac-12	NCAA	Pts/Gm								
Paul Richardson	5th	45th	5.8	Will Oliver	10th	54th	6.4								
Rodney Stewart	17th	4.3												

TIME TIME TIME

Colorado had a monster drive to clinch the Colorado State win, using 10:03 off the clock in 16 plays en route to scoring the final points in the 28-14 win. It was the second longest drive time-wise in CU history :

10:07—(21 plays, 99 yards) vs. Miami, Fla., at Miami, Oct. 13, 1961 (TD)
10:03—(16 plays, 85 yards) vs. Colorado State in Denver, Sept. 17, 2011 (TD).
 9:54—(22 plays, 70 yards) vs. Kansas in Boulder, Nov. 23, 1985 (FG).

9:33—(19 plays, 97 yards) vs. Tennessee at Anaheim, Aug. 26, 1990 (TD).
 8:51—(18 plays, 96 yards) vs. Colorado State at Fort Collins, Sept. 7, 1996 (TD).

The **11:49** fourth quarter time of possession is not a record for a quarter; that mark is 13:14 versus Indiana in 1980.

AND SPEAKING OF TIME ... ZONES, THAT IS: Colorado has played in four different time zones this year (HST, MDT, EDT, PDT), doing so in the first six games. And in fact, for the first time since 1945, the Buffs will not play a game in the central time zone.

COLORADO MAKES MOVE TO PAC-12 CONFERENCE

To the surprise of many, in the wild conference realignment scenarios in the spring of 2010, **Colorado** was the first domino to fall when the Buffaloes officially accepted an invitation to join the Pacific-10 Conference on June 11. The CU Board of Regents voted 9-0 in favor of the move, which originally was scheduled to take place for the 2012-13 athletic season was accelerated a year ahead of time, also by a 9-0 board vote on Sept. 21, which ratified a Big proposal to withhold \$6.8 million in revenue distribution from the school for its departure penalty. And despite some incredible fabrications by a current Big 12 school president, CU's leaving for the Pac-12 was not based on what any other league member was doing.

"This is an historic moment for the Conference, as the Pac-10 is poised for tremendous growth," said Commissioner **Larry Scott**. "The University of Colorado is a great fit for the Conference both academically and athletically and we are incredibly excited to welcome Colorado to the Pac-10."

Colorado played a vital role in the creation of the Big 12, something apparently forgotten by many in the South Division, both media and administration alike. CU chancellor **Jim Corbridge** and athletic director **Bill Marolt** were key participants, Marolt being one of the top AD's in the nation at the time, which was the spring and summer of 1994; the school received an invitation of December that same year to join the Pac-10, but the Regents voted 6-3 not to join on the advice of both Corbridge and Marolt because CU had played such a significant role in expanding the old Big 8 Conference to add the four Texas schools.

Marolt: "The Big 12 was created when CU was sitting in the chair of the Big 8. All of the decisions related to the conference and the television deals were done at meetings of all members of the 12 eventual schools. I was chair of the athletic directors and Jim was the same for the faculty reps. As you know the chair controls meetings and the agenda so both Jim and I were intimately involved. It's too bad Carl James is no longer alive because he would confirm our role and quiet the historical revisionists." In short, Texas and Oklahoma played no greater role than Colorado.

A LOOK AT THE PAC-12 DIVISIONS

Last Oct. 21, several announcements about the future of the now Pac-12 Conference were released, including divisions in football: CU joined Arizona, Arizona State, Southern California, UCLA and Utah in the Pac-12 South; the Oregon and Washington schools along with Cal and Stanford comprise the Pac-12 North. Here's a look at the divisions and the all-time records of each program as listed by the NCAA through games of October 15 (2011 records in parenthesis):

PAC-12 SOUTH	Season	Games	W	L	T	Pct.
Arizona (1-5).....	108	1,015	562	420	33	.571
Arizona State (5-2).....	99	935	560	351	24	.612
Colorado (1-6).....	122	1,156	672	448	36	.598
Southern California (5-1).....	119	1,140	774	312	54	.702
UCLA (3-3).....	93	965	552	376	37	.591
Utah (3-3).....	118	1,075	618	426	31	.590
Totals		6,286	3738	2333	215	.612

PAC-12 NORTH	Season	Games	W	L	T	Pct.
California (3-3).....	119	1,200	651	497	52	.565
Oregon (5-1).....	116	1,112	595	471	46	.555
Oregon State (1-5).....	115	1,093	500	543	50	.481
Stanford (6-0).....	105	1,059	578	432	49	.566
Washington (5-1).....	122	1,131	668	413	50	.612
Washington State (3-3).....	116	1,053	500	508	45	.498
Totals.....		6,648	3492	2864	292	.547

PAC-12/BIG 12 ROLL CALL

Colorado's move from the Big 12 to Pac-12 wasn't a surprise to most; CU's demographics for years have shown that outside of Colorado, western states and in particular California, have supplied CU with the most students and have the most alumni. In the Fall 2010 enrollment numbers, after the state of Colorado's 16,964 undergraduates, California was second with 2,034 (unspecified came in third with 678, so both Colorado and California likely had a few more). The five Pac-12 states were represented by 2,457 total students (California 2,034; Washington 187; Arizona 143; Oregon 66; Utah 27), while the six Big 12 states sent just 832 to Boulder (Texas 564, Missouri 109, Kansas 65, Oklahoma 37, Iowa 35 and Nebraska 22). As for the living alumni numbers, there are 36,000 in the Pac-12 states (led by 23,500 in California), with 11,000 in the Big 12 states (topped by 6,373 in Texas); there are over 100,000 in Colorado.

PAC-12 INSTITUTIONS AMONG THE WORLD'S BEST, BUFFS WHERE THEY BELONG

The Center of World-Class Universities of Shanghai Jiao Tong University has recognized the academic excellence of Pac-12 member institutions in its 2011 Academic Ranking of World Universities (ARWU). Stanford, Cal and UCLA were three of the top 10 U.S. universities in the rankings, leaving the Pac-12 second only to the Ivy League, which had four in the top 10. Harvard was No. 1, followed by Stanford, MIT, California and Cambridge (England). Overall, nine Pac-12 schools were ranked in the top 100 schools worldwide, including Stanford (2), Cal (4), UCLA (12), Washington (16), **Colorado** (32), USC (46), Arizona State (78), Utah (79) and Arizona (80). As for CU's former conference, the Big 12? Texas (35) and soon-to-be in another conference, Texas A&M (100) were the only two in the top 100. So for those who claimed Colorado's academics didn't fit in with the Pac-12, they might want to do a little research.

COLORADO HAD THIRD LARGEST CROWD FOR SPRING GAME AMONG NEW PAC-12 BRETHREN

Colorado drew the second largest crowd for a spring game in its history on April 9, as 15,655 turned out to see new coach **Jon Embree's** first CU team. That crowd ranked as the third-highest among all Pac-12 schools, with Oregon's 43,468 in attendance for its game on April 30 the largest in conference history. The largest crowd that has witnessed a CU spring game was in 2008, when 17,800 came out in force. The numbers (Cal does not have a formal spring game in a stadium setting):

OREGON	43,468	ARIZONA STATE	6,400
USC	16,850	UCLA.....	6,400
COLORADO	15,655	OREGON STATE	5,519
UTAH	15,000	ARIZONA.....	4,500
WASHINGTON.....	10,000	WASHINGTON STATE	4,076
STANFORD	6,800	*CALIFORNIA.....	1,500

COLORADO'S FIRST YEAR IN A NEW CONFERENCE

1893	Colorado Football Association	1-1	2nd	1948	Big 7 Conference	2-3	4th
1909	Colorado Faculty Athletic Conference	3-0	1st	1960	Big 8 Conference	5-2	2nd
1910	Rocky Mountain Athletic Conference	3-0	1st	1996	Big 12 Conference	7-1	2nd/North
1938	Mountain States (Skyline) Conference	3-2-1	t-2nd				

RECORD WATCH

The list of records set or tied already in 2011 (*—denotes held record going into season); *NOTE: CU did not adopt the NCAA 2002 policy of adding bowl game statistics in its season or career numbers.*

INDIVIDUAL RECORDS (11)

Most Rushing Attempts, Career —733, Rodney Stewart, 2008-11. <i>Old Record: 699, Eric Bieniemy, 1987-90.</i>	RECORD
Most Passing Yards Gained, Game —474, Tyler Hansen vs. California in Boulder, Sept. 10, 2011 <i>Old Record: 465, Mike Moschetti vs. San Jose State in Boulder, Sept. 11, 1999.</i>	RECORD
Most Passing Yards Gained By Class/Senior, Game —474, Tyler Hansen vs. California in Boulder, Sept. 10, 2011 <i>Old Record: 465, Mike Moschetti vs. San Jose State in Boulder, Sept. 11, 1999.</i>	RECORD
Most Yards Gained, Total Offense, Game —500, Tyler Hansen vs. California in Boulder, Sept. 10, 2011 (474 pass, 26 rush) <i>Record: Game—500, Mike Moschetti vs. San Jose State in Boulder, Sept. 11, 1999 (465 pass, 35 rush).</i>	RECORD
Most Receptions, Game —11, Paul Richardson vs. California in Boulder, Sept. 10, 2011 (for 284 yards) <i>Record: (for 186 yards) Michael Westbrook vs. Baylor at Waco, Sept. 12, 1992; (for 168 yards), Charles E. Johnson vs. Missouri at Columbia, Oct. 8, 1992; (for 131 yards), Derek McCoy vs. Washington State in Boulder, Sept. 13, 2003; Scotty McKnight vs. Toledo at Toledo, Sept. 11, 2009; Markques Simas vs. Oklahoma State at Stillwater, Nov. 19, 2009.</i>	TIED RECORD
Most Receptions By Class/Sophomore, Game —11, Paul Richardson vs. California in Boulder, Sept. 10, 2011 (for 284 yards) <i>Record: (for 187 yards), Michael Westbrook vs. Baylor at Waco, Sept. 12, 1992; (for 168 yards) Markques Simas vs. Oklahoma State at Stillwater, Nov. 19, 2009.</i>	TIED RECORD
Most Receiving Yards, Game —284, Paul Richardson vs. California in Boulder, Sept. 10, 2011 <i>Old Record: 222, Walter Stanley vs. Texas Tech in Boulder, Sept. 12, 1981 and Rae Carruth vs. Missouri at Columbia, Nov. 2, 1996</i>	RECORD
Most Receiving Yards By Class/Sophomore, Game —284, Paul Richardson vs. California in Boulder, Sept. 10, 2011 <i>Old Record: 222, Walter Stanley vs. Texas Tech in Boulder, Sept. 12, 1981.</i>	RECORD
Most Receiving Yards By A Running Back/Season —435, Rodney Stewart, 2011 (28 receptions). <i>Old Record: 382, Cortlen Johnson, 2001 (24 receptions).</i>	RECORD
Most Receiving Yards By A Running Back/Career —833, Rodney Stewart, 2008-11 <i>Old Record: 725, Herchell Troutman 1994-97.</i>	RECORD
Longest Field Goal Made, Freshman —52, Will Oliver vs. California in Boulder, Sept. 10, 2011 <i>Old Record: 51, Tom Field vs. Oregon, Sept. 8, 1979 in Boulder and vs. Oklahoma State in Boulder, Nov. 10, 1979</i>	RECORD

TEAM RECORDS (1)

Most Consecutive Road Losses —21, Nov. 10, 2007 to Oct. 15, 2011 (five seasons, current). <i>Old Record: 10, Sept. 13, 1980 to Nov. 14, 1981 (two seasons).</i>	RECORD
---	---------------

BUFFALOES ON NATIONAL AWARD LISTS**(SEMIFINALIST, FINALIST, WATCH)**

AFCA Good Works Team (top 11/community service): **TB Brian Lockridge** (first-team; one of 11 honored out of 132 nationally nominated)
Biletnikoff Award (top receiver): **WR Paul Richardson, TB Rodney Stewart** (two of 95 on official watch list)
William V. Campbell Award/NFF Scholar-Athlete: **CB Travis Sandersfeld** (one of 127 nominations)
Lombardi Award (top interior linemen/backer): **OG Ryan Miller** (one of 125 on official watch list)
Maxwell Award (most outstanding player): **TB Rodney Stewart** (one of 66 on official watch list)
Outland Trophy (top interior linemen): **OG Ryan Miller** (one of 65 on official watch list)
Doak Walker Award (top running back): **TB Rodney Stewart** (one of 51 on official watch list)
Lowe's Senior CLASS Award (community/class/character/competition): **TB Brian Lockridge** (CU nomination)

PAC-12 CONFERENCE PLAYERS-OF-THE-WEEK

WR PAUL RICHARDSON (September 10 vs. California: 11-284 receiving, 2 TD, 10 first downs earned, all CU records, 297 all-purpose yards)

INTERSPORT RECEIVER PERFORMANCE OF THE YEAR NOMINEE

WR PAUL RICHARDSON (September 10 vs. California: 11-284 receiving, 2 TD, 10 first downs earned, all CU records, 297 all-purpose yards)
Honorable Mention—Punter Performer of the Week: Darragh O'Neill (Colorado State).

LOU GROZA AWARD STARS-OF-THE-WEEK

PK WILL OLIVER (September 10 vs. California: 4-4 FG (27, 52, 32, 22), 3-3 PAT, 15 points; 52 FG longest by a freshman in CU history)

COLORADO CHAPTER/NFF COLLEGE FOOTBALL HALL OF FAME PLAYERS-OF-THE-WEEK

WR PAUL RICHARDSON (September 10 vs. California: 11-284 receiving, 2 TD, 10 first downs earned, all CU records, 297 all-purpose yards)

ESPN HELMET STICKERS

QB TYLER HANSEN (September 10 vs. California: 49-28-0, 474 yards, 3 TD passing; 7-26 rushing; 500 yards total offense; set CU passing and total offense marks)
WR PAUL RICHARDSON (September 10 vs. California: 11-284 receiving, 2 TD, 10 first downs earned, all CU records, 297 all-purpose yards)

CU ATHLETES-OF-THE-WEEK

WR PAUL RICHARDSON (September 6-12: vs. California: 11-284 receiving, 2 TD, 10 first downs earned, all CU records, 297 all-purpose yards)

STEWART MAKING HIS MARK ... AND THEN SOME

Senior **TB Rodney Stewart** has been the featured runner in the Buffs' rushing attack, getting the bulk of the carries the last three seasons and again so far in 2011; an unheralded recruit who was in the same class as Darrell Scott, the nation's No. 1 ranked high school running back in the class of '08 (he has since transferred to South Florida), "Speedy" is in position to challenge several CU career marks, including one of the most prestigious, all-time career rushing.

- ◆ He had a career single-season best of 1,318 yards in 2010, 374 after contact; becoming the ninth player in CU history to lead the Buffaloes in rushing three seasons (the eighth to do it three in a row, and the fifth to do it with at least 600 yards all three seasons). He and Lamont Warren (1991-93) are the only two players to lead the team in rushing as a freshman, sophomore and junior (Warren left after the '93 season for the NFL).
- ◆ With **733** career carries, he broke Eric Bieniemy's all-time school mark of 699 in the Washington State game. He had 290 carries in 2010, 240 which gained yards (29 for no gain/21 for losses). The 290 carries were the second most in a CU single season (Rashaan Salaam had the most, 298, in 1994), with his 36 carries versus Iowa State the fifth most in a single game at CU (and the most in 12 seasons); he had 34 the next game (KSU), thus had 70 carries in back-to-back games, the third CU player to accomplish that two-game workload, joining Byron White (71 in 1937) and Tony Reed (71 in 1976).
 - ◆ He had 19 carries for 149 yards against Georgia, and was never thrown for a loss, the 43rd game in CU history where a player rushed for 140 or more yards without being tackled once for a loss (it tied for 34th on the list). The record is 259 yards by Rashaan Salaam versus Iowa State on Nov. 19, 1994.
- ◆ Stewart has 15 career 100-yard rushing games, now the second most in school history. Ahead of him, who else, but Eric Bieniemy (22). He came into the season tied for second with **Chris Brown** and **Rashaan Salaam** (all had 14). He, Bieniemy and Brown are the only three to have at least five in two different seasons. One of his came as a sophomore against Nebraska's vaunted rushing defense (110 yards; NU had allowed only 99 yards per game and less than three yards per carry).
- ◆ **Season 100-Yard Games (Colorado):** Eric Bieniemy 10 (1990), Rashaan Salaam 10 (1994), Chris Brown 9 (2002), James Mayberry 7 (1977), Bieniemy 7 (1988), Byron White 6 (1937), Charlie Davis 6 (1971), Tony Reed 6 (1976), Darian Hagan 6 (1989), **Rodney Stewart 6 (2010)**, Brown 5 (2001), Bobby Purify 5 (2004), **Stewart 5 (2009)**.
- ◆ And in the NCAA? — **CAREER 100-YARD RUSHING GAMES (active players through Oct. 15):** 1. *Montel Harris, Sr., Boston College 22; 2. LaMichael James, Jr., Oregon 21; 3. Lance Dunbar, Sr., North Texas 19; 4. Bobby Rainey, Sr., Western Kentucky, 17; 5. Chris Polk, Jr., Washington 16; **6. Rodney Stewart, Sr., Colorado 15**; 7. Bernard Pierce, Jr., Temple 14; T8. Cyrus Gray, Sr., Texas A&M 13; T8. Denard Robinson, Jr., Michigan 13; T8. Robert Turbin, Jr., Utah State 13; T11. Zach Line, Jr., SMU 12; T11. Doug Martin, Sr., Boise State 12; T13. Alfred Morris, Sr., FAU 11; T13. Ronnie Hillman, Soph., San Diego State 11; T15. Trent Richardson, Jr., Alabama 10; T15. Stepan Taylor, Jr., Stanford, 10; T17. Bryce Beall, Sr., Houston 9; T17. Asher Clark, Jr., Air Force 9; T17. Johnathan Franklin, Sr., UCLA 9; T16. Robbie Rouse, Jr., Fresno State 9; T16. David Wilson, Jr., Virginia Tech 9 (*—Harris has a knee injury and is seeking a medical redshirt for the year).
- ◆ **STEWART'S POSITION ON ACTIVE NCAA LISTS: Attempts: 733 (2nd) Yards: 3,217 (6th) Yards Per Game: 82.5 (12th)**
- ◆ He became the 49th player in Colorado history to record at least 1,000 career rushing yards, and reached the number in his 14th game, and the 12th to reach the mark as a sophomore. He recorded the second most career yards by a player at CU entering his junior year with 1,426, trailing only Eric Bieniemy, CU's all-time leading rusher, who had 1,751 after two seasons; Stewart was just the 12th player at CU to reach 1,000 yards by his junior season.
- ◆ He had three multiple rushing TD games in 2009, the most since Chris Brown had six in 2002 (and five in '01).
- ◆ His 2,744 career yards were the second most to Rashaan Salaam (3,057) through a junior year at CU, and ranked as the most by a player entering his senior season since Salaam declared early for the NFL Draft after winning the Heisman Trophy in 1994.
- ◆ In 2010, he recorded 14th 1,000-yard season in CU history (done by 13 different players; Eric Bieniemy is the lone player to do it twice), the first to eclipse the 1,000-yard mark since **Bobby Purify** raced for 1,017 yards in 2004 (*note: Hugh Charles surpassed 1,000 in 2007 counting the bowl game, but Colorado does not include bowl stats in season totals*). His 1,318 yards in 2010 were the fifth highest single season total in CU history.
- ◆ His **435** receiving yards in 2011 (seven games) are the 63rd most in the nation for all players; the only other running back in the top 100 is Tulsa's Willie Carter (98th with 369). Stewart's 76-yard reception at Stanford was the seventh longest by a running back in Colorado history.
- ◆ He is climbing several charts, including being in hot pursuit prior to his knee injury of CU's all-time rushing record of 3,940 yards, held by his position coach, **Eric Bieniemy**. A look at where Rodney ranks:

Career Rushing Yards (needs 120.5/game to catch Bieniemy)

Rk	Player (Seasons)	Att	Yards	Avg.	TD
1	Eric Bieniemy (1987-90).....	699	3,940	5.63	41
2	Rodney Stewart (2008-11).....	733	3,217	4.39	22
3	Rashaan Salaam (1992-94).....	486	3,057	6.29	33

Career Receptions (Running Backs)

Rk	Player (Seasons)	Att	Yards	Avg.	TD
1	Lee Rouson (1981-84).....	86	699	8.1	4
2	Rodney Stewart (2008-11).....	76	833	11.0	0
3	Lawrence Vickers (2002-05).....	68	546	8.0	3

Career All-Purpose Yards (needs 6.7/game to catch Bieniemy)

Rk	Player (Seasons)	Rush	Rec	KOR	PR	Total
1	Eric Bieniemy (1987-90).....	3,940	380	31	0	4,351
2	Rodney Stewart (2008-11).....	3,217	833	239	22	4,311

Career Yards From Scrimmage (needs 45.0/game to catch Bieniemy)

Rk	Player (Seasons)	Rush	Rec	Total
1	Eric Bieniemy (1987-90).....	3,940	380	4,320
2	Rodney Stewart (2008-11).....	3,217	833	4,050

Career Total Offense

Rk	Player (Seasons)	Rush	Pass	Total	TDR
1	Kordell Stewart (1991-94).....	1,289	6,481	7,770	48
5	Koy Detmer (1992-96).....	-31	5,390	5,359	43
10	Eric Bieniemy (1987-90).....	3,940	63	4,003	42
11	Craig Ochs (2000-02).....	205	3,325	3,530	20
12	Steve Vogel (1981-84).....	-411	3,912	3,501	27
13	David Williams (1973-75).....	959	2,449	3,408	25
14	Rodney Stewart (2008-11).....	3,217	23	3,240	22

Career Receiving Yards (Running Backs)

Rk	Player (Seasons)	Att	Yards	Avg.	TD
1	Rodney Stewart (2008-11).....	76	833	11.0	0
2	Herschell Troutman (1994-97).....	60	725	12.1	5
3	Lee Rouson (1981-84).....	86	699	8.1	4
4	Cortlen Johnson (1998-2001).....	52	691	13.3	2

3,000-1,000 CLUB

Though sidetracked at the moment due to a sprained knee, Stewart is on the brink of becoming either the 26th, 27th or 28th player in FBS history to record 3,000 yards rushing and 1,000 yards receiving for a career. Three active players are within range; Stewart can attain the honor with 167 more receiving yards upon his return to the lineup. A look at who's accomplished the feat:

NCAA I-A/FBS PLAYERS WITH 3,000 RUSHING YARDS & 1,000 RECEIVING YARDS (25; in chronological order)

Player, School	Seasons	Rushing	Receiving	Player, School	Seasons	Rushing	Receiving
Darrin Nelson, Stanford	(4) 1978-1981	4,442	2,559	Taurean Henderson, Texas Tech	(4) 2002-2005	3,241	2,058
Steve Bartalo, Colorado State	(4) 1983-1986	4,813	1,079	P.J. Pope, Bowling Green	(4) 2002-2005	3,116	1,148
George Swann, Miami-Ohio	(4) 1983-1986	4,172	1,057	Curtis Brown, BYU	(4) 2002, 2004-2006	3,221	1,309
Chuck Weatherspoon, Houston	(4) 1987-1990	3,247	1,375	Reggie Bush, USC	(3) 2003-2005	3,314	1,301
Terry Kirby, Virginia	(4) 1989-1992	3,348	1,022	Tarrion Adams, Tulsa	(4) 2005-2008	3,651	1,149
Ryan Benjamin, Pacific	(3) 1990-1992	3,119	1,063	Tyrell Sutton, Northwestern	(4) 2005-2008	3,886	1,244
Errict Rhett, Florida	(4) 1990-1993	4,163	1,230	C.J. Spiller, Clemson	(4) 2006-2009	3,547	1,420
Warrick Dunn, Florida State	(4) 1993-1996	3,959	1,314	Harvey Unga, BYU	(4) 2006-2009	3,445	1,088
Leon Johnson, North Carolina	(4) 1993-1996	3,693	1,288	DeMarco Murray, Oklahoma	(4) 2007-2010	3,685	1,571
Ricky Williams, Texas Tech	(4) 1997, 1999-2001	3,656	1,151	Jacquizz Rodgers, Oregon State	(3) 2008-2010	3,877	1,056
Levron Williams, Indiana	(4) 1998-2001	3,095	1,088	On the verge-----			
Travis Zachery, Clemson	(4) 1998-2001	3,050	1,032	Lance Dunbar, North Texas	(4) 2008-2011	3,642	964
Brock Forsey, Boise State	(4) 1999-2002	4,037	1,175	Bryce Beall, Houston	(4) 2008-2001	3,073	936
Quentin Griffin, Oklahoma	(4) 1999-2002	3,938	1,337	Rodney Stewart, Colorado	(4) 2008-2011	3,217	833
Mewelde Moore, Tulane	(4) 2000-2003	4,364	2,059				

STREAKING... AND WE JINXED HIM

As soon as we put the below list together, we jinxed **QB Tyler Hansen**; he came up just shy of the school record for the most passes thrown without an interception when his 11th pass of the game was tipped and fell into the hands of a WSU defender. Still, the streak of 131 was impressive, Tyler has just two interceptions in 173 attempts this year and four in his last 278 throws (with 15 touchdowns in the same span). CU's top streaks without an interception:

139—Joel Klatt (five games, Oct. 15 to Nov. 12, 2005)

131—Tyler Hansen (four games, Sept. 3-Oct. 1, 2011)

114—Cody Hawkins (four games, Oct. 9 to Nov. 6, 2010)

104—Craig Ochs (four games, Oct. 14 to Nov. 4, 2000);

100—John Hessler (six games: Sept. 2 to Oct. 7, 1995);

99—Darian Hagan (six games: Sept. 21 to Nov. 2, 1991)

98—Kordell Stewart (1994)

92—Sal Aunese (1988)

CU'S 130 WINS OVER BCS TEAMS RANKS 19TH

Looking inside the above numbers, Colorado's 130 wins over BCS teams rank as the 19th most nationally over the last 22-plus seasons (or since the start of the 1989 season). A closer look through games of October 15:

Rk	School	Wins	Rk	School	Wins	Rk	School	Wins	Rk	School	Wins
1	Ohio State	187	7	Miami-Fla.	160	13	Alabama	140	19	Colorado	130
2	Florida State	185	8	Texas	158	14	Virginia Tech	137	20	Auburn	128
3	Florida	182	9	Oklahoma	155	15	Georgia Tech	136	21	Virginia	125
4	Nebraska	172	9	Penn State	155	16	Notre Dame	135	21	Texas A&M	125
5	Southern Cal	170	11	Tennessee	153	17	Oregon	134	23	Washington	124
6	Michigan	164	12	Georgia	148	18	Clemson	133	24	LSU	123

IN-SEASON BIRTHDAYS

Here's the list of those coaches and players who have birthdays to celebrate during the 2011 season (starting last week of August; *—denotes on a game day):

Aug. 24 Justin Castor (20)	Sept. 30 David Bakhtiari (20)	Oct. 15 *Jon Embree (46)	Nov. 22 Jeff Smart (25)	Dec. 14 Cordary Allen (20)
Aug. 29 Terrel Smith (19)	Oct. 1 *Derrick Webb (21)	Oct. 16 J.D. Brookhart (47)	Nov. 23 Will Oliver (19)	Dec. 15 Paul Vigo (22)
Aug. ... Josh Hartigan (22)	Oct. 2 David Clark (23)	Oct. 17 Kyle Washington (19)	Nov. 23 Josh Moten (20)	Dec. 19 Vince Ewing (22)
Aug. 31 Bert Watts (32)	Oct. 4 Kanavis McGhee (43)	Oct. 24 Kirk Poston (20)	Nov. 28 Ethan Adkins (23)	Dec. 21 Conrad Obi (23)
Aug. 31 Kyle Slavin (20)	Oct. 5 Brent Burnette (22)	Oct. 31 Logan Gray (23)	Dec. 5 Nelson Spruce (19)	Dec. 21 Darragh O'Neill (20)
Sept. 2 Keegan LaMar (19)	Oct. 7 Lowell Williams (20)	Nov. 5 Nick Kasa (21)	Dec. 6 Tyler Ahles (23)	Dec. 26 Woodson Greer III (19)
Sept. 8 Jean Onaga	Oct. 7 Keenan Canty (19)	Nov. 13 Brady Daigh (19)	Dec. 6 Blake Behrens (23)	Dec. 27 Greg Henderson (19)
Sept. 9 Zach Grossnickle (21)	Oct. 10 Greg Brown (54)	Nov. 13 Douglas Rippey (22)	Dec. 6 Tyler Hansen (22)	Dec. 30 Malcolm Creer (19)
Sept. 10 *Mike Tuiasosopo (48)	Oct. 11 Toney Clemons (23)	Nov. 14 Harrison Hunter (20)	Dec. 7 Stephane Nembot (20)	Dec. 30 Will Pericak (21)
Sept. 20 Jordan Marquez (20)	Oct. 14 Mark Brundage (23)	Nov. 17 Miguel Rueda (40)	Dec. 8 Kirk Jones (27)	Jan. 3 Rodney Stewart (21)
Sept. 25 Jashon Sykes (32)	Oct. 14 DaVaughn Thornton (22)	Nov. 18 Jarrod Darden (21)	Dec. 10 Travis Smith (26)	Jan. 6 Max Tuoti-Mariner (21)

RICHARDSON MAKING HISTORY

WR Paul Richardson, officially the last member of the 2010 recruiting class when he joined the team just two days ahead of fall camp, just keeps making history in his short time in a CU uniform.

He was rapidly climbing the charts in receiving (receptions, yards, touchdowns; see charts later in these notes) until sideline by a severe knee sprain he suffered in practice on Oct. 5. He has set several records, including the most yards in game, and now has six career plays over 50 yards, five for touchdowns (62t, 60t, 55, 50t in 2010; 78t, 66t in 2011).

SOPHOMORE SEASON / 2011

- Against California, he tied the school record (again) for most receptions in a game with 11, with his 284 yards shattering the old mark of 222, first set almost 30 years ago to the day by **WR Walter Stanley** and then matched 15 years later/ago by **WR Rae Carruth**.

SINGLE-GAME RECEPTIONS

No. (Yards-TD)	Player	Opponent	Date
11 (186-1)	Michael Westbrook	at Baylor	Sept. 12, 1992
11 (168-0)	Charles E. Johnson	at Missouri	Oct. 8, 1992
11 (131-2)	Derek McCoy	Washington State	Sept. 13, 2003
11 (114-1)	Scotty McKnight	at Toledo	Sept. 11, 2009
11 (92-1)	Markques Simas	at Oklahoma State	Nov. 19, 2009
11 (141-2)	Paul Richardson	at Kansas	Nov. 6, 2010
11 (284-2)	Paul Richardson	California	Sept. 10, 2011

SINGLE-GAME RECEIVING YARDS

Yards (No-TD)	Player	Opponent	Date
284 (11-2)	Paul Richardson	California	Sept. 10, 2011
222 (5-2)	Walter Stanley	Texas Tech	Sept. 12, 1981
222 (7-2)	Rae Carruth	at Missouri	Nov. 2, 1996
192 (4-2)	Derek McCoy	Colorado State (Denver)	Aug. 30, 2003
186 (11-1)	Michael Westbrook	at Baylor	Sept. 12, 1992

He also had a rush (nine yards) and a punt return (four), giving him 297 all-purpose yards; the eighth most in a game in CU history:

SINGLE-GAME ALL-PURPOSE YARDS

Player	Date	Opponent	Rushing No-Yds	Receiving No-Yds	Punt No-Yds	Kickoff No-Yds	Overall No-Yds	Player	Date	Opponent	Rushing No-Yds	Receiving No-Yds	Punt No-Yds	Kickoff No-Yds	Overall No-Yds
Rashaan Salaam	Oct. 1, 1994	at Texas	35-317	5-45	0-0	0-0	40-362	Hugh Charles	Nov. 23, 2007	Nebraska	33-169	1-33	0-0	5-125	39-327
Charlie Davis	Nov. 13, 1971	Oklahoma State	34-342	2-11	0-0	0-0	36-353	Chris Brown	Oct. 12, 2002	at Kansas	25-309	0-0	0-0	0-0	25-309
Byron White	Nov. 6, 1937	at Utah	24-192	0-0	3-159	0-0	27-351	Paul Richardson	Sept. 10, 2011	California	1-9	11-284	1-4	0-0	13-297
Byron White	Nov. 7, 1936	Utah	11-138	0-0	5-121	1-90	17-349	Darrell Scott	Sept. 11, 2009	at Toledo	12-85	1-1	0-0	8-204	21-290
Walter Stanley	Sept. 12, 1981	Texas Tech	4-28	5-222	4-87	0-0	13-337	Hugh Charles	Nov. 10, 2007	at Iowa State	21-83	2-40	0-0	6-161	29-284

- Richardson has played just 15 games in a CU uniform, he already has 10 touchdown receptions, including four games with two TD catches; the latter already ranks as the third-most games with two, trailing only Rae Carruth and Derek McCoy, who had five two-TD games; Carruth and Richard Johnson are the only players with three in a game, each doing so once. As for the 10 touchdowns overall, he's already tied for the 13th-most in Buff annals.

RECEIVING TOUCHDOWNS

Rk	Player (Seasons)	G	No.	Yards	Avg.	TD	Rk	Player (Seasons)	G	No.	Yards	Avg.	TD
1	Scotty McKnight (2007-10)	48	215	2,521	11.7	22	8	Joe Klopfenstein (2002-05)	42	80	937	11.7	12
2	Rae Carruth (1992-96)	40	135	2,540	18.8	20	9	Gary Knafelc (1951-53)	30	31	607	19.6	11
2	Derek McCoy (2000-03)	48	134	2,038	15.2	20	9	Christian Fauria (1991-94)	44	98	1,058	10.8	11
4	Michael Westbrook (1991-94)	41	167	2,548	15.3	19	9	Daniel Graham (1998-2001)	42	106	1,543	14.6	11
5	Javon Green (1997-2000)	44	136	2,031	14.9	17	9	Riar Geer (2006-09)	46	87	974	11.2	11
6	Charles E. Johnson (1990-93)	39	127	2,447	19.3	15	9	Paul Richardson (2010-11)	17	63	988	15.7	11
7	Phil Savoy (1994-97)	40	152	2,176	14.3	14							

His **11** career touchdowns have covered **371** yards, or **33.7** per (**2010**: 3, 60, 62, 4, 3, 50; **2011**: 15, 21, 66, 78, 9)

FRESHMAN SEASON / 2010

- Against Hawai'i, he scored the first two-point conversion scored by a CU freshman since Sept. 30, 2000, when **QB Craig Ochs** ran one in against Kansas State; those are the only 2-point conversions scored by freshmen (true or redshirt) in CU history.
- Against Texas Tech, when he caught four passes for 79 yards (career highs), he became the first true freshman in CU history to have two touchdown receptions in the same game, and just the third frosh (true/redshirt) to do it, joining **WR Michael Westbrook** (1991 vs. Missouri) and **TE Brody Heffner** (1996 vs. Iowa State).
- Against Kansas, he set school records for most catches (11) and yards (141) by a freshman, true or redshirt, in CU history, and tied the mark he set with two TDs in a single game against Texas Tech. The 11 receptions also tied the school's overall mark for catches in a game previously done by five different players (a total of five times).
- He had six TD receptions on the season, a school record for the most receiving touchdowns by a true or redshirt freshman (Donnie Holmes had the old true frosh mark of three in 1979, Westbrook the redshirt mark of five in '91).
- His 514 receiving yards were the most by a freshman (true or redshirt) and he was the first freshman to have two 100-yard receiving games.

CU FRESHMAN 100-YARD RECEIVING GAMES (5)

Yds (att-td)	Player	Opponent	Date
141 (11-2)	Paul Richardson	at Kansas	Nov. 6, 2010
121 (5-0)	Paul Richardson	Iowa State	Nov. 13, 2010
113 (6-1)	*Phil Savoy	Oklahoma State	Nov. 5, 1994
106 (8-0)	*Scotty McKnight	Colorado State (<i>in Denver</i>)	Sept. 1, 2007
103 (2-0)	Josh Smith	at Baylor	Oct. 6, 2007

(*—denotes redshirt freshman)

TOP FRESHMAN SINGLE-SEASON RECEIVING YARDS

Season	Player	Pos	No	Yards	Avg.	TD
2010	Paul Richardson	WR	34	514	15.1	6
2007	*Scotty McKnight	WR	43	488	11.3	4
1982	Chris McLemore	TB	39	337	8.6	0
1991	*Michael Westbrook	WR	22	309	14.0	5
1979	Donnie Holmes	WR	17	301	17.7	3

TWO TRUE FROSH KICKERS A CU FIRST

CU debuted with two true freshmen kickers in the 2011 season opener at Hawai'i, the first time in school history that two freshmen are handling the kicking specialist duties—**Will Oliver** at placekicker and **Darragh O'Neill** at punter. This is the first time in school history the Buffaloes have two true freshmen handling the kicking chores simultaneously at any point in the same season. North Carolina State is the only other school in the nation that as of now, also going with two freshmen kicking specialists (both are also true frosh for the Wolfpack). The CU frosh responded tremendously, especially since they started their careers in a hostile enemy stadium: Oliver made both PAT kicks and a 34-yard field goal, splitting the uprights on all three kicks, while O'Neill had seven punts for a 44.9 average, which included four inside-the-20 and two over 50 yards, including a long of 56 he booted from the CU 4-yard line. He is currently tops in the NCAA among all freshman punters (with the minimum 3.6 kicks per game) through seven games in 2011.

Previously, six players attempted placekicks for the Buffs as true freshmen: **Tim Mangnall** (1976), **Tom Field** (1979), **Ken Culbertson** (1986), **Eric Hannah** (1987), **Mason Crosby** (2003) and **Justin Castor** (2010); only Field and Crosby played in the opener. Field made 1-of-2 PATs and field goals of 30 and 51 yards in a 33-19 loss to Oregon in Boulder on Sept. 8, 1979 (known for Chuck Fairbanks' first game as CU head coach and the first college football game that aired on ESPN, though it was tape-delayed). Crosby made all six PAT kicks in a wild 42-35 win over Colorado State in Denver on Aug. 30, 2003. And only three other players in Colorado history have punted as true frosh, though none played in the season opener: **Stan Koleski** (1973), **Lance Olander** (1977) and **Nick Pietsch** (1996); Koleski was a 25-year old freshman, as he came to CU after six years in the U.S. Navy, Olander was a running back recruit who could also punt, and Pietsch was also a walk-on. Schools with freshman kickers in 2011:

2011 FRESHMEN PUNTERS				Season	2011 FRESHMEN PLACEKICKERS						Season
Player	School	Status	No.-Avg.		Player	School	Status	PAT	FG	Pts	
Will Baumann	N.C. State	True	23-38.9		Kyle French	Wisconsin	Redshirt	26-27	2-4	32	
Pablo Beltran	Navy	True	15-39.3		Alex Garoutte	Arizona State	Redshirt	28-29	7-10	49	
Michael Branthover	Virginia Tech	True	9-42.1		Dan Goodale	Boise State	Redshirt	29-33	2-3	35	
Matt Darr	Tennessee	Redshirt	15-38.7		Andre Heidari	USC	True	18-18	10-11	48	
Justin Duvernois	Illinois	True	26-38.2		Ty Long	UAB	True	7-7	8-10	31	
Thomas Hibbard	North Carolina	True	30-39.3		Justin Manton	Louisiana-Monroe	True	12-12	5-9	27	
Mike Molinari	West Virginia	Redshirt	5-43.0		Tony Miliano	Cincinnati	Redshirt	26-28	7-9	47	
Darragh O'Neill	Colorado	True	38-43.6		Alex Mueller	Kansas	True	25-26	3-6	34	
Spencer Roth	Baylor	True	13-38.6		Will Oliver	Colorado	True	18-18	9-12	45	
Mike Sadler	Michigan State	Redshirt	23-40.3		Trevor Romaine	Oregon State	True	13-13	9-14	40	
Cole Way	Tulsa	True	31-38.0		Niklas Sade	N.C. State	True	24-26	4-6	36	
Matt Wile	Michigan	True	14-41.1		Daniel Sullivan	Wyoming	True	15-17	3-5	24	
Brad Wing	LSU	Redshirt	27-43.4		Stuart Williams	Wyoming	Redshirt	6-6	0-0	6	

OLIVER MAKES HISTORY FAST

PK Will Oliver is the only freshman who has hit from 50-plus in the first five weeks of the season; his 52-yarder against Cal was a CU freshman record and remains the longest in the nation to date by a freshman. Through October 15, that is still tied for the **12th** longest in the nation and the third longest in the Pac-12 in 2011 (there have been 33 50-yard kicks made to date).

In just his second game, Oliver was named one of the three "Stars of the Week" by the Lou Groza Award, as he kicked four field goals and three extra points in CU's 36-33 overtime loss to California. He nailed a 32-yarder to send the game into overtime in the final minute, made a 22-yarder to account for CU's OT scoring, and in the first half, made good on a 52-yard kick that was the longest by a freshman in CU history. He was **6-of-6**, the first player to make his first six field goals in a CU career in a single season (old mark was five by **Mason Crosby** in 2003). He missed out tying the record for the most consecutive made field goals to start a Buff career (7, by **Jeremy Flores**, over 2000-01); his seventh try was blocked by Washington State as the right side of the FG/PAT unit was overrun on the attempt. He bounced back to make two 48-yard efforts, however, and the average distance of his nine makes has been **39.6** yards.

CU FRESHMAN SCORING

And don't look now, but Oliver has rapidly risen up the freshman scoring chart at Colorado. A look (*--redshirt freshman; all others true):

Rk	Player (Seasons)	TD	2Pt	EP-EPA	FG-FGA	PTS
1	Mason Crosby, 2003.....	0	0-0	31-37	7- 9	52
2	Tom Field, 1979.....	0	0-0	18-19	10-14	48
2	O.C. Oliver, 1986.....	8	0-0	0- 0	0- 0	48
2	Herchell Troutman, 1994.....	8	0-0	0- 0	0- 0	48
5	Will Oliver, 2011.....	0	0-0	18-18	9-12	45
6	*Lee Rouson, 1981.....	7	0-0	0- 0	0- 0	42
6	Lamont Warren, 1991.....	7	0-0	0- 0	0- 0	42
8	Eric Bieniemy, 1987.....	0	0-0	0- 0	0- 0	36

2011 SENIORS

There are 28 seniors on the Colorado team this fall (22 fifth-year, six fourth-year); here's a look at where they stand academically. Four have already graduated, and 13 more are on schedule to do so this December. The 2011 senior class (*—denotes fourth-year senior; TGD—targeted graduation date):

No.	Player	Pos.	Ht.	Wt.	Cl.	Exp.	Hometown (High School/Previous College)	Major	TGD
63	ADKINS, Ethan	OL	6- 4	290	Sr.	2L	Castle Rock, Colo. (Douglas County)	Sociology	Dec. '11
47	AHLES, Tyler	FB	6- 2	235	Sr.	3L	San Bernardino, Calif. (Cajon)	Sociology	Dec. '11
43	BAHR, Matthew	TE	6- 4	260	Sr.	3L	Dove Canyon, Calif. (Mission Viejo)	Communication	Dec. '11
66	BEHRENS, Blake	OL	6- 3	300	Sr.	2L	Phoenix, Ariz. (Brophy Prep)	Business/Finance (a)	Dec. '11
8	BRUNDAGE, Mark	P	6- 1	180	Sr.	TR	Centennial, Colo. (Cherokee Trail/Rice)	Engineering (b)	Graduated (May '11)
35	CEFALO, Kyle	WR	5-10	170	Sr.	1L	Boise, Idaho (Bishop Kelly/Oregon State/Wenatchee CC)	History	May '12
60	CLARK, David	OL	6- 4	315	Sr.	2L	Aspen, Colo. (Aspen)	History & Sociology	May '12
17	CLEMONS, Toney	WR	6- 2	210	Sr.	1L	New Kensington, Pa. (Valley/Michigan)	Sociology	Dec. '11
50	*CUNNINGHAM, Curtis	DT	6- 1	285	Sr.	3L	Littleton, Colo. (Columbine)	International Affairs	May '12
68	DANIELS, Shawn	OL	6- 3	275	Sr.	1L	Evergreen, Colo. (Denver Mullen)	Environmental Science	Dec. '11
34	*DEEHAN, Ryan	TE	6- 5	245	Sr.	3L	Poway, Calif. (Poway)	Communication	May '12
15	ESPINOZA, Jason	WR	5- 8	180	Sr.	3L	Alamosa, Colo. (Alamosa)	Communication	Dec. '11
55	GOLDBERG, David	DL	6- 1	245	Sr.	2L	Aspen, Colo. (Aspen/Penn State)	History	May '12
2	GRAY, Logan	WR	6- 2	190	Sr.	TR	Columbia, Mo. (Rock Bridge/Georgia)	Education/C&I (c)	Graduated (May '11)
9	*HANSEN, Tyler	QB	6- 1	215	Sr.	3L	Murrieta, Calif. (Chaparral)	Communication	May '12
49	*HARRINGTON, Evan	FB	5-11	230	Sr.	1L	Washington, D.C. (Bowie, Md./College of the Canyons)	Sociology	May '12
17	HARTIGAN, Josh	DE	6- 1	215	Sr.	3L	Fort Lauderdale, Fla. (Northeast)	Sociology (d)	Graduated (Dec. '10)
18	HAWKINS, Jonathan	DB	5-11	195	Sr.	3L	Perris, Calif. (Rancho Verde)	Sociology (d)	Dec. '11
22	JAFFEE, Arthur	DB	5-11	215	Sr.	2L	Boulder, Colo. (Fairview)	Environmental Studies	Dec. '11
20	LOCKRIDGE, Brian	TB	5- 7	180	Sr.	3L	Trabuco Canyon, Calif. (Mission Viejo)	Communication	Dec. '11
12	*MAHNKE, Patrick	ILB	6- 1	210	Sr.	3L	Parker, Colo. (Mountain Vista)	Communication	May '12
73	MILLER, Ryan	OL	6- 8	305	Sr.	4L	Littleton, Colo. (Columbine)	Anthropology	Dec. '11
93	OBI, Conrad	DT	6- 3	290	Sr.	3L	Grayson, Ga. (Grayson)	Ethnic Studies	Dec. '11
7	PERKINS, Anthony	DB	5-10	200	Sr.	3L	Northglenn, Colo. (Northglenn)	Integrative Physiology (e)	Graduated (Dec '10)
95	POREMB, Tony	DE	6- 1	230	Sr.	1L	Greenwood Village, Colo. (Cherry Creek)	Economics & Business	May '12
19	SANDERSFELD, Travis	DB	6- 0	205	Sr.	3L	Limon, Colo. (Limon)	Business/Finance	Dec. '11
5	*STEWART, Rodney	TB	5- 6	175	Sr.	3L	Westerville, Ohio (Brookhaven)	Sociology	May '12
79	TAU, Sione	OL	6- 5	350	Sr.	VR	Honolulu, Hawai'i (Damien Memorial)	Sociology	May '12

(a)—earned a second degree in Accounting (May '11), working toward third in Economics; (b)—he graduated from Rice University in May '11 with a degree in Civil Engineering; working toward his Master's at Colorado; (c)—graduated from University of Georgia with a degree in Speech Communication in May '11; working toward his Master's at Colorado; (d)—working toward a second major in Ethnic Studies; (e)—working toward second major in History.

GRADUATION REVIEW

Through this past August, over the last decade (2002-11), CU has had **163** of its **184** seniors, including medicals, graduate; that translates to **88.6** percent (with two of the 21 non-grads still in school and looking to graduate within the next year, while four are in the NFL). NCAA numbers will not match these (it doesn't allow a school to count transfers who graduate, but it does count against a school if it had a player transfer; it also does not count walk-ons). It's one of the reasons the numbers are skewed to be lower than they really are, especially at tougher academic schools like Colorado.

PERCEPTION

Here's a quick fact when it comes to CU and Utah joining the Pac-12: the two will be travel partners, and most assume it won't be a cozy as the current five mates. Well, first of all, it's not like they travel together, the same teams will roll into Boulder and Salt Lake City the same weekends, and the other schools will host CU and Utah in one order or the other. The campus of CU and Utah are 356 miles apart; did you know Washington and Washington State's campuses are 252 miles apart? And the Arizona schools are separated by 102 miles; the others are all under 40, with USC and UCLA the closest. Bottom line is that CU and Utah are not really that far out of whack (Texas A&M and Texas Tech are further apart than the Buffs and the Utes by some 29 miles).

**FLAGGED, BUT NOT ALONE**

It's been widely documented that Colorado's had some penalties issues to open the season, but the Buffs did have 2011 lows at Stanford in flags (6) and yards (47), and then bested those with 3-for-30 at Washington. CU is now 114th nationally in the number of flags (57, or 8.1 per game). But the Buffs aren't alone, at least when it comes to its new conference brethren, as nine of the 12 schools are in the bottom half of the nation (a 10th is 60th of the 120), and six in the bottom 27 through games of October 15 (rank is by penalties per game):

Nat'l	Rank	School	No.	Yards	Nat'l	Rank	School	No.	Yards	Nat'l	Rank	School	No.	Yards
	15	Stanford	26	259		70	USC	39	342		109	Oregon	47	409
	52	UCLA	35	312		70	Utah	39	343		109	California	47	424
	60	Washington State	36	360		93	Oregon State	43	4250		114	Colorado	57	520
	64	Washington	37	379		106	Arizona State	53	535		115	Arizona	49	375

Colorado's had 32 penalties in the first half; 25 in the second.

HEAD COACH JON EMBREE


Jon Embree is in his first season as head coach of the University of Colorado football program (his first as a head coach on any level of football); the 24th full-time head coach in school history (26th overall) and just the third alum to ever take over the reins. He owns a record of **1-6** at Colorado. This is Embree's first head coaching job, but the list of head coaches he's worked under is most impressive: **Bill McCartney** (Colorado), **Rick Neuheisel** (CU), **Gary Barnett** (CU), **Karl Dorrell** (UCLA), **Herm Edwards** (Kansas City, NFL) and **Mike Shanahan** (Washington, NFL), not to mention the countless coordinators and assistant coaches he had worked closely with. A four-year letterman at tight end under McCartney at Colorado (1983-86), he was the Lee Willard Award winner as the team's most outstanding freshman in '83, and earned first-team All-Big 8 honors as a sophomore when he set single season school records for receptions (51) and yards (680). He then became the consummate team player his final two years, as after CU switched to the wishbone on offense, his primary role became that of a blocker. He played in two bowl games (1985 Freedom, 1986 Bluebonnet) and has coached as an assistant in 12 bowl games (9 CU, 3 UCLA). **Embree's Essentials:**



	Overall	Home	Road	Neutral	2nd Half	Ranked	Unranked	Non-league	Pac-12	Bowls
Embree at Colorado (& career)	1-6	0-3	0-4	1-0	0-0	0-1	1-5	1-3	0-3	0-0

COLORADO STREAKS: 2-game plus wins, 2-game plus losses: **0, 2**. 3-game plus wins, 3-game plus losses: **0, 1**. 4-game plus wins, 4-game plus losses: **0, 1**. 5-game plus wins, 5-game plus losses: **0, 0**. Longest winning streak: **1**. Longest losing streak: **4**.

- ◆ Embree, 46, has been a part of **186** Colorado Buffalo games with a 107-77-2 record: previously, he logged **121** as a full-time assistant coach (81-39-1), **12** as a volunteer coach (8-3-1) and **46** as a player (17-27; he missed the ninth and 10th games of his freshman season in 1983 with mono).
- ◆ **The Third Alum.** Embree is just Colorado's third head football coach and the first in nearly 50 years who also graduated from the school, as he earned his degree in Communication in 1988. The last was **Bud Davis** ('51), who coached for one season (1962) to steady the waters after the Sonny Grandelius era, with the only other, **Harry Heller**, also coaching just one year, leading CU to an 8-1 record in 1894; Heller was an 1885 graduate.
- ◆ In addition to the head coaches he learned from above, he also cited Chan Galey, who was Kansas City's offensive coordinator in 2008; he said he learned "how flexible you need to be. If players don't fit your scheme, you'd better find something to fit your players."
- ◆ Embree adorned the cover of this past June's *Colorado Avid Golfer*, posing for the photo with his former coach and mentor, **Bill McCartney**. The two had played golf together just one time prior to the shoot, which took place in April and includes an interview during a round of golf.
- ◆ **Subconscious Tradition.** Coaches develop their own signature "whistle blow" to signify that practice has ended and to call the team together to summarize things, make announcements, etc. Embree's consists of six tweets (the whistle kind), the first and last consisting of three notes before a pause with four short ones in the middle. It's the exact same one that McCartney used for 13 seasons at CU, but he didn't realize it until he was told that it matched Mac's, well, to the tweet. When McCartney was informed that Embree was using his whistle sonata, he just laughed, admitting that it was the same one that the late **Bo Schembachler** used when Mac was an assistant at Michigan. Mac said he didn't realize that he was using Bo's either until after he established it at CU: "It's distinct and stands out from regular whistle blows, so that's why I must have subconsciously started using it." And the same goes for Embree.
- ◆ **Embree philosophy:** *"There are a million excuses of why you can't do something... find the one reason you can."*
- ◆ Embree became just the fourth African-American head coach in Pac-12 Conference football history when he was named to the CU position (with Stanford's David Shaw the fifth when he was promoted a month later): Dennis Green was the first when he coached Stanford (1989-91), followed by Ty Willingham, also at Stanford (1995-2001), and then former Colorado assistant Karl Dorrell at UCLA (2003-07); Willingham also was the head coach at Washington (2004-08). Nationally, Embree is one of seven African-American head coaches among the 66 BCS schools and one of the 17 at the 120 Football Bowl Subdivision programs.
- ◆ After his professional career was cut short due to an elbow injury (he had Tommy John surgery), in the spring of 1991, he was ready job to accept a job in television: KCNC in Denver, where he had interned as a student, was working to place him in a smaller market with the eventual plan to return him to Colorado (as he says of what could have been, "This is Jon Embree reporting live from the pig races in Nowheresville."). But McCartney called and offered him a volunteer position to help coach the tight ends that spring, which was right after CU was the consensus '90 national champion. "He didn't ask me, he told me," Embree said. So he thought he'd try it out in the spring, and his very first day, he knew it was his calling. "At the end of the (first) day, Mac asked me, 'What do you think?' I told him I was all in, this is for me, I love it. What I didn't say to him is, 'I want your job.'" Fast-forward 20 years, he has exactly that.
- ◆ While at UCLA, Embree coached the wide receivers and one his players was **Josh Roenicke** ... the same Josh Roenicke who is now a relief pitcher with the Colorado Rockies. Roenicke walked on both the football and baseball teams at UCLA and his schedule permits him to attend the CU-CSU game.
- ◆ Embree's return to Boulder has it much easier for him to procure his favorite pizza: since the mid-1990s, he's had a pie named for him at **Pasta Jay's** just off the Pearl Street Mall. The **"Pizza Embo"** includes pesto, pepperoni and meatballs and sells for \$11.99 (small), \$13.99 (medium) and \$15.99 (large). Jay, a huge Buffalo donor and fan, also has menu items for others in athletics at CU, including the **"Cabral Pizza"** (Alfredo sauce, capocollo and pineapple, for linebacker coach Brian Cabral), The **"Hagan Option"** named for CU's 1989-91 quarterback, Darian Hagan (three entrée items and sides), and the **"Alfredo Williams"** for CU's Hall of Fame linebacker Alfred Williams (chicken cutlet baked in Alfredo sauce, served over fettuccine).
- ◆ **Embree** is a voter in the Division I-A coaches poll coordinated by *USA Today*/ESPN; coaches are now selected by a random draw. CU's head coach had voted every season from 1987-2009, but Dan Hawkins was not selected last year. Thus, CU has a vote for the 24th year in the last 25.
- ◆ **CONTRACT.** Embree was officially named CU's 24th full-time head coach on Dec. 6, 2010, and signed a 5-year contract worth \$3.7 million overall, not including incentives to coach the Buffaloes, with the contract dates officially running from March 1, 2011 through January 11, 2016.



HEAD COACH JON EMBREE CONTINUED**Jon Embree Year-By-Year Coaching Record**

Season	School	Overall					Pac-12 Conference					Finish/Conf.
		W	L	Pct.	Pts	Opp	W	L	Pct.	Pts	Opp	
2011	Colorado	1	6	.143	153	252	0	3	.000	58	131	
Colorado/Career Totals		1	6	.143	153	252	0	3	.000	58	131	

As an assistant at Colorado (10 seasons, 1993-2002) 81-39-1 8 bowl games (6-2; 3 New Year's Day, 1-2); 89-42-2 (0-1 in bowls) including his volunteer year in 1991
 As an assistant at UCLA (3 seasons, 2003-05)..... 22-15 2 bowl games (2-0)
 As an assistant at Kansas City (NFL, 3 seasons, 2006-08) 15-34 1 playoff appearance (0-1)
 As an assistant at Washington (NFL, 1 season, 2010) 6-10

PERHAPS A COLLEGE FOOTBALL FIRST?

There's no real way to research this, but **Jon Embree** might be the first collegiate head coach to face three schools who all appear on his first schedule that he selected his alma mater over. Back in January 1983, when Embree, along with a dozen other top prospects in Colorado, listened to the pitch from then CU-head coach **Bill McCartney**, he was one a dozen players who bought into McCartney's vision for the program. The high school All-American from Englewood's Cherry Creek High School then committed and signed with the Buffs, in the end selecting Colorado over Ohio State, Southern California and UCLA, all of whom are opponents on his first schedule as a head coach.

TRIVIA Who were the other Colorado high school seniors who signed along with Embree in that benchmark 1983 recruiting class? Here's the entire class that is credited with helping turn the Buff fortunes around by 1985: **Dave DeLine** (PK, Mullen), **Jon Embree** (TE, Cherry Creek), **Jeff Glenn** (OL, Pomona), **Barry Helton** (QB/P, Simla), **Curt Koch** (DL, Littleton), **Eric McCarty** (FB, Boulder), **Ed Reinhardt** (TE, Heritage), **Sam Smith** (TB, Aurora Hinkley), **David Tate** (WR/CB, Mullen), **Rick Wheeler** (QB, Cherry Creek) and **Troy Wolf** (WR/TE, Arvada). Two others walked on: **Tom Gebhardt** (CB, Boulder) and **Mike Marquez** (RB/CB, Pomona).

COLORADO SUPERLATIVES UNDER JON EMBREE

The home (listed first) and road bests in the Jon Embree Era at Colorado (beginning in 2011):

MOST FIRST DOWNS			MOST TOTAL OFFENSE			FEWEST FIRST DOWNS ALLOWED			LEAST TOTAL OFFENSE ALLOWED		
25	CALIFORNIA	Sept. 10, 2011	582	CALIFORNIA	Sept. 10, 2011	22	CALIFORNIA	Sept. 10, 2011	370	CALIFORNIA	Sept. 10, 2011
17	at Washington	Oct. 15, 2011	314	at Ohio State	Sept. 24, 2011	19	at Hawai'i	Sept. 3, 2011	336	at Ohio State	Sept. 24, 2011
MOST RUSHING YARDS			MOST POINTS			FEWEST RUSHING YARDS ALLOWED			FEWEST POINTS ALLOWED		
161	WASHINGTON ST.	Oct. 1, 2011	33	CALIFORNIA	Sept. 10, 2011	79	WASHINGTON ST.	Oct. 1, 2011	31	WASHINGTON ST.	Oct. 1, 2011
76	at Ohio State	Sept. 24, 2011	24	at Washington	Oct. 15, 2011	161	at Stanford	Oct. 8, 2011	34	at Hawai'i	Sept. 3, 2011
MOST PASSING YARDS			MOST TIME OF POSSESSION			FEWEST PASSING YARDS ALLOWED			HIGHEST PUNTING AVERAGE (3+)		
474	CALIFORNIA	Sept. 10, 2011	33:32	CALIFORNIA	Sept. 10, 2011	270	CALIFORNIA	Sept. 10, 2011	49.0	WASHINGTON ST.	Oct. 1, 2011
223	at Hawai'i	Sept. 3, 2011	29:23	at Washington	Oct. 15, 2011	110	at Ohio State	Sept. 24, 2011	44.9	at Hawai'i (7 punts)	Sept. 3, 2011
MOST OFFENSIVE PLAYS			LONGEST SCORING DRIVE (TD; Yards)			FEWEST OFFENSIVE PLAYS ALLOWED			MOST TURNOVERS FORCED		
82	CALIFORNIA	Sept. 10, 2011	86	CALIFORNIA	Sept. 10, 2011	67	CALIFORNIA	Sept. 10, 2011	1	on two occasions	
65	at Washington	Oct. 15, 2011	91	at Ohio State	Sept. 24, 2011	62	at Ohio State	Sept. 24, 2011	2	at Stanford	Oct. 8, 2011

JON EMBREE VERSUS THE NATION

School	W	L	Pts	Opp	School	W	L	Pts	Opp	School	W	L	Pts	Opp
Arizona	0	0	0	0	Ohio State	0	1	17	37	Utah	0	0	0	0
Arizona State	0	0	0	0	Oregon	0	0	0	0	Washington	0	1	24	52
California	0	1	33	36	Southern California ..	0	0	0	0	Washington State.....	0	1	27	31
Colorado State	1	0	28	14	Stanford	0	1	7	48	Totals	1	6	153	252
Hawai'i	0	1	17	34	UCLA	0	0	0	0					

JON EMBREE / SITUATIONAL (I-A/FBS ONLY)

Category	W	L	Category	W	L	Category	W	L	Category	W	L
Overall	1	6	Ranked Teams (AP)	0	1	Overtime	0	1	Sunday	0	0
Home	0	2	Top 5 (0-0 vs. No. 1)	0	0	1 OT	0	1	Monday	0	0
Road	0	4	Top 10	0	1	2 OT	0	0	Tuesday	0	0
Neutral	1	0	Unranked Teams	1	5	3 OT	0	0	Wednesday	0	0
Bowl Games	0	0	As A Ranked Team	0	0	August	0	0	Thursday	0	0
Day Games	1	6	Pac-12 Conference Games	0	3	September	1	3	Friday	0	0
Night Games	0	0	Home	0	1	October	0	3	Saturday	1	6
Shutouts	0	0	Road	0	2	November	0	0	Eastern Time Zone	0	1
Scoring 50+ Points	0	0	Non-Conference	1	3	December	0	0	Central Time Zone	0	0
Scoring 20+ Points	1	3	7-Point Games Or Closer	0	2	January	0	0	Mountain Time Zone	1	2
Scoring <20 Points	0	3							Pacific Time Zone	0	2
Allowing <20 Points	0	6							Hawaii-Aleutian Time Zone	0	1

POINT DIFFERENTIAL

Margin	1	2	3	4	5	6	7	8	9	10	11	12	13	14	15	16	17	18	19	20	21	22	23	24	25	26	27	28	29	30	41	Total
Won	0	0	0	0	0	0	0	0	0	0	0	0	0	1	0	0	0	0	0	0	0	0	0	0	0	0	0	0	0	0	0	1
Lost	0	0	1	1	0	0	0	0	0	0	0	0	0	0	0	1	0	0	1	0	0	0	0	0	0	0	1	0	0	1	—	6

THE CLASS OF '11

This season, 22 programs including Colorado hired new head coaches, 11 of whom are first-time head coaches on the collegiate level (with Ohio State a late addition with the resignation of Jim Tressel). Here's a look at what coaches make up the "class of 2011" and their records through October 15 (*—denotes first college head coaching job):

Coach, School	W	L	Pct.
*David Shaw, Stanford	6	0	1.000
Brady Hoke, Michigan	6	1	.857
Mark Hudspeth, Louisiana-Lafayette	6	1	.857
*Steve Addazio, Temple	5	2	.714
Hugh Freeze, Arkansas State	4	2	.667
Rocky Long, San Diego State	4	2	.667
*Dave Doeren, Northern Illinois	4	3	.571
*Luke Fickell, Ohio State	4	3	.571
Pete Lembo, Ball State	4	3	.571
*Will Muschamp, Florida	4	3	.571
*Bill Blankenship, Tulsa	3	3	.500

Coach, School	W	L	Pct.
*James Franklin, Vanderbilt	3	3	.500
Al Golden, Miami-Florida	3	3	.500
Todd Graham, Pittsburgh	3	4	.429
Paul Pasqualoni, Connecticut	3	4	.429
Randy Edsall, Maryland	2	4	.333
*Don Treadwell, Miami-Ohio	2	4	.333
Dan McCarney, North Texas	2	5	.286
Jerry Kill, Minnesota	1	5	.167
Jon Embree, Colorado	1	6	.143
*Darrell Hazell, Kent State	1	6	.143
*Kevin Wilson, Indiana	1	6	.143

WE'VE PUT THE BAND BACK TOGETHER...

When **Jon Embree** was hired last December as head coach and he eventually hired three former Buffaloes as assistant coaches, some reacted like that was a rarity in college football. After some research, that was anything but the case. Turns out, the other FBS schools in the state, Air Force and Colorado State, have five alumni on the 10-man staff, including their head coaches as well. In all, there are 18 alumni coaching their alma maters in 2011, with six schools that have half (5 of 10) of the full-time that are alums (led by Utah, which has six), along with 12 that have four or more alumni as full-time coaches, 19 with three or more (22 others have two on staff, and at least 21 have one, meaning over half of the FBS schools, or 62 of 120, have someone on staff who also played there). A look at FBS schools with alumni head coaches and/or with two or more assistants who are alums on staff:

School	Alumni Head Coach	Alumni Assistants (minimum of 2 to be listed if the head coach is not an alum)	Total Alums On F/T Staff
Air Force	Troy Calhoun ('89)	4 Ben Miller ('02), Blane Morgan ('99), Mike Thiessen ('01), Charlton Warren ('99)	5
Colorado	*Jon Embree ('88)	3 Eric Bieniemy ('01), Brian Cabral ('78), Kanavis McGhee ('95)	4
Colorado State	Steve Fairchild ('81)	4 Dan Hammerschmidt ('87), Anthoney Hill ('99), Pat Meyer ('95), Daren Wilkinson ('97)	5
East Carolina	*Ruffin McNeill ('80)	1 Marc Yellock ('00)	2
Kentucky	*Joker Phillips ('85)	2 Greg Nord ('80), Chuck Smith ('81)	3
Miami-Ohio	Don Treadwell ('82)	3 Mike Bath ('01), Matt Edwards ('02), Jay Peterson ('85)	4
Memphis	*Larry Porter ('96)	none	1
Nevada	Chris Ault ('69/'73)	2 Andy Buh ('96), Cameron Norcross ('00)	3
Northwestern	Pat Fitzgerald ('97)	1 Jerry Brown ('72)	2
Ohio State	Luke Fickell ('97)	1 John Peterson ('91), Mike Vrabel ('96)	3
Oklahoma State	Mike Gundy ('90)	2 Doug Meacham ('88), Bill Young ('68)	3
Stanford	*David Shaw ('95)	none	1
Syracuse	Doug Marrone ('91)	3 #John Anselmo ('72/M.S.), Dan Conley ('95), Rob Moore ('90)	4
Tulsa	Bill Blankenship ('79)	1 Denver Johnson ('80)	2
UCLA	Rick Neuheisel ('84)	none	1
Virginia Tech	Frank Beamer ('69)	3 Shane Beamer ('99), Cornell Brown ('97), Torrian Gray ('97)	4
Washington State	Paul Wulff ('90)	3 Steve Morton ('77), Mike Levenseller ('78), Jody Sears ('91)	4
Western Kentucky	*Willie Taggart ('98)	1 Karl Maslowski ('03)	2

Schools With Two Or More Alumni Assistants:

Utah	6	Norm Chow ('68), Tim Davis ('82), Jay Hill ('00), Brian Johnson ('08), Chad Kauha'aha'a ('97), Morgan Scalley ('04)
BYU	5	Ben Cahoon ('98), Brandon Doman ('02), Steve Kaufusi ('94), Kelly Poppinga ('07), Lance Reynolds ('80)
Kansas State	5	Joe Bob Clements ('99), Dana Dimel ('86), Mo Latimore ('76), Michael Smith ('95), Sean Snyder ('94)
Penn State	5	Dick Anderson ('63), Tom Bradley ('79), Galen Hall ('62), Mike McQueary ('98), Jay Paterno ('90)
Hawai'i	4	Rich Miano ('87), Nick Rolovich ('05), Brian Smith ('05), Tony Tuioti ('99)
Army	3	Tony Coaxum ('00), Capt. Clarence Holmes ('03), Joe Ross ('95)
Boise State	3	Scott Huff ('02), Pete Kwiatkowski ('90), Marcel Yates ('00)
Florida State	3	James Coley ('97), Lawrence Dawsey ('91), Odell Haggins ('93)
Oklahoma	3	Cale Gundy ('94), Josh Heupel ('01), Jackie Shipp ('83)
20 with	2	Arizona, Clemson, Connecticut, Florida Atlantic, Florida International, Fresno State, Georgia, Miami-Florida, Missouri, Nebraska, Oregon, Oregon State, Texas, Troy, USC, Utah State, Virginia, West Virginia, Western Michigan, Wisconsin.

(*—minority; note—six of the nation's 16 minority head coaches are at their alma maters; other minority coaches are at Eastern Michigan (Ron English), Florida International (Mario Cristobal), Houston (Kevin Sumlin), Kansas (Turner Gill), Kent State (Darrell Hazell), Louisville (Charlie Strong), Navy (Ken Niumatalolo), New Mexico State (DeWayne Walker), Vanderbilt (James Franklin) and Virginia (Mike London); #—did not play football at institution, but earned undergraduate or master's degree there.)

OTHER BUFF ALUMNI IN THE FBS COACHING RANKS: Cedric Cormier, WR, UNLV ('01), Steve Stripling, DL, Cincinnati ('76). **IN THE FCS:** Ty Gregorak, LB, Montana ('99). **AND DOWN I-25 AT CSU-PUEBLO:** Paul Creighton, DL ('03), Bernard Jackson, WR ('06), Donnell Leomiti, DB ('95), Chris Symington, OL ('87).

COACHES ON GAME DAY

The coaching staff, as always, is split between the sidelines and the press box. Head coach **Jon Embree** wears a headset on the sideline, along with defensive coordinator **Greg Brown**, special teams coach **J.D. Brookhart**, linebacker coach **Brian Cabral**, receivers coach **Bobby Kennedy**, offensive line coach **Steve Marshall** and defensive line coach **Mike Tuiasosopo**. Offensive coordinator **Eric Bieniemy**, assistant head coach/quarterbacks coach **Rip Scherer** and defensive ends coach **Kanavis McGhee** are upstairs in the press box with grad assistants **Jeff Smart** and **Matt Thurin** (Bieniemy was on the field for the Hawai'i game but moved upstairs for the second game). Plays are sent in a variety of ways, mainly through signals or shuttled in from substituting players.

COORDINATOR ALUMS NOT SO COMMON, EITHER

As stated above, **Jon Embree** is just the third alum to be named head coach at Colorado; however, when it comes to coordinators, since the position came into vogue in the 1960s, no CU alum has ever served in the capacity until now. **Eric Bieniemy**, CU's all-time leading rusher with 3,940 yards in his career that spanned from 1987-90, was named offensive coordinator/running backs coach the same day Embree was hired – Dec. 6, 2010. He is just the second minority coach to serve in a coordinator capacity for CU, joining **Karl Dorrell**, who was the offensive coordinator under **Rick Neuheisel** from 1995-98.

Bieniemy philosophy (picked up in the NFL): *"You either adapt or die. The dinosaurs couldn't figure it out, and look what happened to them."*

PREVIOUS PAC-10 CONFERENCE TIES

CU's football staff does have a familiarity with the school's new conference, as seven members have had experience coaching in the league when it was known as the Pac-10. **Jon Embree** and **Eric Bieniemy** both served as assistant coaches under another former CU assistant, Karl Dorrell, at UCLA between from 2003-05; **Greg Brown** was at Arizona in 2010 and returned Boulder with **Mike Tuiasosopo**, who spent seven years with the Wildcats, while assistant head coach **Rip Scherer** also logged three years in Tucson from 1988-90; receivers coach **Bobby Kennedy** also spent a year at Arizona (2001) before spending the next two on the staff at Washington; and offensive line boss **Steve Marshall** coached the last two seasons at California and was at UCLA for one in 1996. And an eighth staffer, defensive technical intern **Bert Watts**, is a California alum who also worked two years as a grad assistant for the Bears.

NFL EXPERIENCE

Colorado's staff also has plenty of experience both playing and coaching in the National Football League, with 63 total seasons (38 coached, 25 played). Eight of the 10 coaches either played or coached in the NFL (two did both). Research by the Florida SID office indicates that the 63 combined NFL years by Colorado coaches ranks first among all 120 schools in the FBS, followed by Florida with 52 (36 coaching, 16 played). The Pac-12 led the way, with eight schools combining for 269 yards served in the NFL (the SEC was a distant second, six schools combining for 169). Here's a look at the 10 full-time staff members connections to "the league":

Coach	Played	Coached	Total	Coach	Played	Coached	Total	Coach	Played	Coached	Total
HC Jon Embree	2	4	6	TE J.D. Brookhart	0	2	2	DL Kanavis McGhee	5	0	5
AHC Rip Scherer	0	6	6	LB Brian Cabral	9	0	9	DL Mike Tuiasosopo	0	0*	0
OC Eric Bieniemy	9	5	14	WR Bobby Kennedy	0	0	0	Total	25	38	63
DC Greg Brown	0	15	15	OL Steve Marshall	0	6	6	*—served two NFL Minority Internships.			

TOTAL NFL EXPERIENCE (Coached/Played, Years): Colorado 63, Florida 52, SMU 49, USC 48, New Mexico State 42, Stanford 37, Syracuse 37, Miami-Fla. 36.

TOTAL NFL PLAYING EXPERIENCE (Years): Colorado 25, North Carolina 25, Syracuse 25, Miami-Fla. 17, San Diego State 17, Florida 16, South Carolina 16.

TOTAL NFL COACHING EXPERIENCE (Years): USC 48, Colorado 38, SMU 37, Stanford 37, Florida 36, New Mexico State 33, Texas A&M 26, UCLA 25.

(**Note:** CU's **Greg Brown** ranks fourth in NFL coaching experience with 15 years, trailing Monte Kiffin, USC, 26; Dale Lindsey, NMSU, 20; and Charlie Weis, Florida, 16).

OLD-TIMER

Associate head coach and linebacker coach **Brian Cabral** has taken his place among legendary assistant coaches who have spent time at Colorado. Now in his 22nd season (315 games), he is the longest tenured assistant coach in Colorado all sports history. A closer look at the top eight in football:

ASSISTANT COACH LONGEVITY: 1. Brian Cabral 22 (1990-current); 2. Frank Potts 18 (1927-39, 1941-43, 1946-47) and Frank Prentup 18 (1941-58); 4. Dan Stavely 15 (1958, 1963-76); 5. Chet Franklin 12 (1963-74), Mike Hankwitz 12 (1985-94, 2004-05) and Alva Noggle 12 (1920-31); 8. Marshall Wells 11 (1948-58).

Cabral is tied for 10th on the list of active coaches for continuous full-time service at the same school in the nation; eighth among all assistant coaches. The entire national list:

ACTIVE COACHES WITH LONGEST CONTINUOUS FULL-TIME SERVICE AT SAME SCHOOL (entering 2011)

Name	School	Current Position	2011 Season	Name	School	Current Position	2011 Season
Joe Paterno	Penn State	Head Coach	46th	Brian Cabral	Colorado	Linebackers	22nd
Tom Bradley	Penn State	Def. Coordinator/Cornerbacks	32nd	Larry Blakeney	Troy	Head Coach	21st
Bill Kirelawich	West Virginia	Defensive Line	32nd	20+ Years Combined, Multiple Stints/Same School (Years of stints)			
Gary Campbell	Oregon	Running Backs	29th	b-Chris Ault	Nevada	Head Coach/AD (see note)	36th
Lance Reynolds	BYU	Asst. Head Coach/Running Backs	29th	Steve Greatwood	Oregon	Offensive Line (1982-94, 2000-11)	25th
Mo Latimore	Kansas State	Defensive Line	28th	Pete Perot	Louisiana Tech	Offensive Line (1986-96, 2000-11)	23rd
Frank Beamer	Virginia Tech	Head Coach	25th	c-Ken Wilson	Nevada	Assoc. HC/Associate AD (see note)	23rd
Bud Foster	Virginia Tech	Def. Coordinator/Linebackers	25th	Ron Brown	Nebraska	Running Backs (1987-03, 2008-11)	21st
Bill Kenney	Penn State	Tackles & Tight Ends	23rd				
a-Dick Anderson	Penn State	Guards & Centers	22nd				

(a-his second stint at PSU; also on staff 1973-83, so 33rd year overall; b-three stints as head coach, 1976-92, 1994-95, 2004-present; but was AD from 1986-2004; c-two stints as assistant coach, 1976-92, 2004-present; was an associate AD 1999-2003.)

CABRAL CELEBRATES 300TH GAME AS A BUFFALO, TURNS EYE TO ... 400?

Long-time linebacker coach **Brian Cabral** celebrated his 300th game as Colorado Buffalo in 2009, and did it in style in CU's thrilling 35-34 win over Texas A&M (he now has been involved in 322). He wore his famous trademark lava lava wrap in CU colors for the game (the Buffs are 6-3 when he dons the garb, which he did once in 2010—for CU's 29-27 win over Georgia; he won't wear more than once anymore, as he lost the last two times he wore it for the second time in the same year). After two weeks of speculation, he did wear it for CU's 2011 opener in his native Hawai'i; he referred to it all along as a game decision but didn't want to take any attention away from the new staff, who all urged him to

wear it. He first donned a lava lava for CU's 51-43 win over Oregon in the 1998 Aloha Bowl, wearing a red and blue wrap to honor the family of the late Sal Auneis (CU's starting quarterback who passed away from stomach cancer in 1989). Then at the urging of then-head coach Dan Hawkins, Cabral debuted his personalized wrap with CU colors in 2007 against No. 3 Oklahoma; down 24-7, the Buffs rallied for a 27-24 win.

A former inside linebacker for the Buffs, he originally was a middle guard until suffering an elbow injury midway through his freshman year ('74) before switching to linebacker in a career that

spanned 46 games from 1974-77. He has coached in 257 since joining the coaching staff as a graduate assistant in 1989. He had a 9-year career in the National Football League (1978-86) and then worked two years as GA for Purdue before making his way back to Boulder. Cabral finished his CU career as the Buffs' all-time leading tackler with 297; he is still tied for 16th on the all-time list. He has coached eight of the players who have passed him on the list: **Matt Russell, Greg Biekert, Jordon Dizon, Ted Johnson, Chad Brown, Michael Jones, Thaddaeus Washington** and **Jashon Sykes**, with a ninth, senior **Jeff Smart**, finishing just six behind his total with 291.

CABRAL & THE LAVA LAVA

Date	Opponent	Result
Dec. 25, 1998	Oregon (Aloha Bowl)	W 51-43
Sept. 29, 2007	OKLAHOMA	W 27-24
Nov. 23, 2007	NEBRASKA	W 65-51
Sept. 18, 2008	WEST VIRGINIA (OT)	W 17-14
Nov. 15, 2008	OKLAHOMA STATE	L 17-30
Nov. 7, 2009	TEXAS A&M	W 35-34
Nov. 27, 2009	NEBRASKA	L 20-28
Oct. 2, 2010	GEORGIA	W 29-27
Sept. 3, 2011	at Hawai'i	L 17-34

INAUGURATIONS

Colorado named **Brian Cabral** as interim head coach on November 9, the 25th to assume the role in CU's 121 years of intercollegiate football; when the Buffs beat Iowa State 34-14 in his debut, he became just the second coach to win his CU opener in the last 78 years. The only one to do so since **Herbert Hoover** was U.S. President was **Rick Neuheisel**, who saw his team defeat Wisconsin in Madison, 43-7, in 1995. **Jon Embree** was looking to join Neuheisel as the first full-time coach to claim a win in his debut as CU's field boss, but Hawai'i spoiled the party with a 34-17 win. Overall, Colorado coaches are **10-15-1** in their debut games at the reins of the Buffaloes; here's a closer look (*—denotes interim head coach):

1894	Harry Heller	EAST DENVER H.S.	W 46- 0	1948	Dallas Ward	NEW MEXICO	L 6- 9
1895	Fred Folsom	DENVER MANUAL H.S.	W 36- 0	1959	Sonny Grandelius	WASHINGTON	L 12-21
1900	T.W. Mortimer	at Denver Manual H.S.	W 29- 0	1962	Bud Davis	at Utah	L 21-37
1903	Dave Cropp	at State Prep School	W 40- 0	1963	Eddie Crowder	SOUTHERN CALIFORNIA	L 0-14
1905	Willis Kleinholtz	at North Denver H.S.	W 28- 0	1974	Bill Mallory	at Louisiana State	L 14-42
1906	Frank Castleman	STATE PREP SCHOOL	W 22- 0	1979	Chuck Fairbanks	OREGON	L 19-33
1916	Bob Evans	ALUMNI	T 0- 0	1982	Bill McCartney	CALIFORNIA	L 17-31
1918	Joe Mills	NORTHERN COLORADO	L 0- 9	1995	Rick Neuheisel	at Wisconsin	W 43- 7
1920	Myron Witham	at Denver	W 31- 0	1999	Gary Barnett	Colorado State (Denver)	L 14-41
1932	William Saunders	at Colorado Mines	W 31- 0	2005	*Mike Hankwitz	Clemson (<i>Champs Sports Bowl</i>)	L 10-19
1935	Bunnie Oakes	at Oklahoma	L 0- 3	2006	Dan Hawkins	MONTANA STATE	L 10-19
1940	Frank Potts	at Texas	L 7-39	2010	*Brian Cabral	IOWA STATE	W 34-14
1941	Jim Yeager	TEXAS	L 6-34	2011	Jon Embree	at Hawai'i	L 17-34

FIRST PLAYS HAVE BEEN HO-HUM

Here's a look at what transpired on the first play on offense, defense and special teams for CU head coaches, dating back to 1959 when information is available. Amazingly, CU had never earned a first down offensively until 2005 (James Cox 16 pass to Evan Judge in the Champs Sports Bowl, Mike Hankwitz' debut), and then followed it up with its longest first play of the year ever in 2006 in Dan Hawkins' rookie game (Cox to Patrick Williams for 42 yards). CU has allowed just one first down defensively, and including special teams, three of the longest plays are kickoff returns of 19, 16 and 13 yards. A closer look:

Season	Coach	Opponent	Offense	Defense	Special Teams
1959	Sonny Grandelius	WASHINGTON	Gale Weidner incomplete pass	Sam Hurworth 1 run	(UW) Sam Hurworth 16 KOR to UW18
1962	Bud Davis	at Utah	Leon Mavity 2 run	Bud Scalley 5 run	(CU) Leon Mavity 19 KOR to C21
1963	Eddie Crowder	SOUTHERN CALIFORNIA	Bill Symons 2 run	Mike Garrett 11 pass from Pete Beathard	(USC) Pete Beathard 5 KOR to SC35
1974	Bill Mallory	at Louisiana State	Billy Waddy 2 run	Brad Davis 5 run	(CU) Tom MacKenzie KO out of bounds
1979	Chuck Fairbanks	OREGON	Willie Beebe 2 run	Don Coleman 13 reverse/UO clipping	(CU) Mike E. Davis 13 KOR to CU24
1982	Bill McCartney	CALIFORNIA	Randy Essington incomplete pass	Gale Gilbert incomplete pass	(UC) Joe Cooper KO EZ+/UC offside
1995	Rick Neuheisel	at Wisconsin	Koy Detmer 4 pass to Matt Lepsis	Matt Nyquist 7 pass from Darrell Bevell	(UW) John Hall KO downed in end zone
1999	Gary Barnett	Colorado State (Denver)	Dwayne Cherrington 1 run	Matt Newton incomplete pass	(CSU) C.W. Hurst KO EZ+/CU personal foul
2005	*Mike Hankwitz	Clemson (<i>Champs Sports Bowl</i>)	James Cox 16 pass to Evan Judge	Charlie Whitehurst 4 pass to Aaron Kelly	(Clem) Stephen Furr KO downed in end zone
2006	Dan Hawkins	MONTANA STATE	James Cox 42 pass to Patrick Williams	Cory Carpenter incomplete pass	(CU) Mason Crosby KO through end zone
2010	*Brian Cabral	IOWA STATE	Rodney Stewart 3 run	Austin Arnaud 9 pass to Collin Franklin	(ISU) Grant Mahoney KO downed in end zone
2011	Jon Embree	at Hawai'i	Tyler Hansen loss of 1 on exchange	Bryant Moniz 3 pass to B. Stutzman	(CU) Justin Castor KO through end zone

TRENDS**1985-2011**

Since 1985, when the Buffs returned to their traditional winning ways after six frustrating years, Colorado is **190-129-4**; in these 323 games spanning 26-plus seasons, CU has posted the following records (including bowls):

◆ with 400-plus yards total offense	108-22-2	◆ when holding opponent under 300 yards total offense	90-19-1
◆ with 500-plus yards total offense	52- 6-0	◆ when leading at halftime	152-25-2
◆ when converting 50 percent or better on 3rd down	74-10-1	◆ when leading after three quarters (152-16-3 in last 171)	157-19-3
◆ when punting three or fewer times	67-20-1	◆ when scoring 24 or more points	156-29-2
◆ with zero turnovers (139-44-2 with two or fewer)	35-14-2	◆ when held to 13 points or less	3-48-0
◆ when holding opponent to 17 points or less	111-19-1	◆ when not committing a turnover or allowing a sack	14- 1-0
◆ when holding opponent under 100 yards rushing	97-14-1	◆ when holding edge in 1st downs & possession time	105-24-2

TRENDS II**1989-2011**

Since 1989, when the Buffs became a regular in the national rankings for the next 16 seasons, Colorado has posted an overall record at **162-110-4**. Here are some trends during this time frame (276 games over 22-plus seasons, including bowls):

➤ when running more plays than the opponent	93-44-3	➤ when rushing for 200-plus yards	82- 5-1
➤ with 400-plus yards total offense (47-6 with 500-plus)	94-22-2	➤ when rushing for 250-plus yards	55- 2-1
➤ when scoring 30 or more points	106-10-1	➤ when rushing for 300-plus yards	31- 0-1
➤ when leading in possession time (54-74-1 when not)	108-36-3	➤ when rushing and passing for at least 200 yards	36- 2-0
➤ when making 20-plus first downs	102-38-1	➤ when passing for 200-plus yards	87-56-2
➤ when converting 50 percent or better on 3rd down	60- 9-1	➤ when passing for 300-plus yards (10-1-1 400-plus)	25-17-1
➤ when scoring first	100-31-1	➤ when passing for more yards than rushing	82-94-2
➤ with zero turnovers (122-68-2 with two or fewer)	29-14-2	➤ when holding edge in 1st downs & possession time	87-24-2
➤ when holding opponent to 17 points or less	86-13-1	➤ when holding edge in field position	125-30-1
➤ when holding opponent under 100 yards rushing	81-14-1	➤ when not committing a turnover or allowing a sack	13- 1-0
➤ when holding opponent under 300 yards total offense	68-14-1	➤ when out-rushing the opponent	132-16-3
➤ when average field position is CU 30+ (26-3 40+)	116-47-2	➤ when owning the edge in return yards	117-39-2
➤ when play selection is 50 percent rushing calls	135-34-2		

TRENDS III**EMBREE ERA (2011)**

Jon Embree took over the Buffalo program for the 2011 season (**1-6** record); so it's obviously early but we'll chart his numbers in below categories:

Category		Category	
➤ when scoring 20 or more points (0-3 when not)	1- 3	➤ when leading after three (0-5 trailing, 0-0 tied)	1- 1
➤ when scoring 30 or more points	0- 1	➤ when holding opponent under 100 yards rushing	1- 1
➤ when scoring 40 or more points	0- 0	➤ when holding opponent under 300 yards offense	1- 0
➤ when scoring 50 or more points	0- 0	➤ when rushing for 200-plus yards	0- 0
➤ when holding opponent to 17 points or less	1- 0	➤ when rushing for 250-plus yards (0-0 300-plus)	0- 0
➤ in games decided by 7 points or less	0- 2	➤ when rushing for more yards than passing	0- 0
➤ with two or fewer turnovers (1-2 with zero)	1- 6	➤ with a 100-yard rusher	0- 0
➤ when turnover margin was plus or even	1- 4	➤ when rushing and passing for at least 200 yards	0- 0
➤ when scoring first (1-5 when not)	0- 1	➤ when passing for 200-plus yards	1- 5
➤ when leading at halftime	1- 1	➤ with 400-plus yards total offense	0- 1
➤ when trailing at halftime (0-0 when tied)	0- 5	➤ with 500-plus yards total offense (0-0 with 600-plus)	0- 1

TURNOVERS ARE INDEED COSTLY

Most head coaches believe that when it comes to turnovers, they are one of the single most important factors in winning or losing ball games. Statistics back up the argument, as the below shows that it is definitely better to take than to give over the last 22 seasons, in which CU owns the nation's 30th best overall record:

	Turnovers Committed	Turnovers Forced	+/-	Scoring Off Turnovers		
				PF	PA	+/-
162 WINS	266	402	+ 136	1,319	544	+775
EMBREE ERA (1 WIN)	0	1	+ 1	7	0	+ 7
110 LOSSES (& 4 TIES)	270	185	- 85	437	871	-434
EMBREE ERA (6 LOSSES)	6	6	E	13	19	- 6
22-SEASON TOTALS (276 Games)	536	587	+ 51	1,756	1,415	+341
EMBREE ERA (7 GAMES)	6	7	+ 1	20	19	+ 1

BYE ... IDLE ... OFF

Whatever your pleasure in calling a week off after the season has begun, Colorado is now **21-15** since 1985 right around the time bye weeks started to come into vogue (the only other season that featured an open weekend between 1967 and 1985 was in 1979). Only seven non-conference games had a break prior, including both West Virginia games in 2008 and 2009; CU has won all five home non-league games after bye in this time frame: Stanford (1990), Wisconsin (1994), Wyoming (1997), WVU (2008) and Georgia (2010); the two losses both came on the road, at Miami-Fla. (2005) and at West Virginia (2009).

SCORING STREAKS

The Buffs scored in a school record **242** consecutive games until Missouri ended the streak on October 25, 2008; it was first shutout loss since November 12, 1988 by Nebraska in Lincoln (7-0). The Buffs had scored in **94** consecutive road games (**123** including neutral sites) as well as in **153** straight league games, all **103** in Big 12 play, including the four title games, and their final 50 in Big Eight competition, dating back to the '88 shutout at Nebraska. But two other streaks remain:

- CU has scored in **144** straight games at home (last shutout: a 28-0 loss to Oklahoma on Nov. 15, 1986), and has scored in **140** straight games against non-conference opponents (last shutout: a 44-0 loss at home to LSU on September 15, 1979). The home shutout losses to Oklahoma in '86 and LSU in '79 are the only two times CU has not scored at Folsom Field over the course of the last **282** games (all the way back to 1963).
- CU has been shutout just nine times in its last **509** games (dating to October 5, 1968), but only five schools have administered them: Oklahoma (three times), Missouri (twice, the last two), Nebraska (twice), Louisiana State and Michigan.

TWO-MINUTE WARNING

Colorado has scored **140** times in **225** tries, including **24** game winning or tying scores, when the offense has gone into the "two-minute offense" drill since 1988; that's 62 percent of the time including **3-of-6** this year: field goals versus Cal (end of regulation) and Washington State (first half); and a first half TD vs. CSU. However, the Buffs were **2-of-9** in the drill in 2010 (scoring first half TDs at Kansas and versus Kansas State); highlights last year (**9-of-14**) included the game winning score against Texas A&M (*Cody Hawkins was 5-of-7, Tyler Hansen 4-of-7 leading the drill*). In 2008, CU was **5-of-10**, highlighted by scoring a TD with urgency to tie the game with Eastern Washington scoring twice in the last 9:14 to rally and defeat Iowa State. CU was **9-of-12** in 2007, utilizing the drill to score field goals at the end of each half against CSU, a fourth quarter TD against Florida State (and nearly a second one), once for six before the half versus Miami, for the game winning field goal, though a bit less rushed, against Oklahoma, and twice in the final stages at Iowa State (scoring a TD a nearly the tying field goal), a first half TD against Nebraska and two TDs against Alabama in the Independence Bowl (one in each half); the Buffs were **2-of-6** in 2006. Thus, in the Dan Hawkins Era, CU was 25-of-43 in the drill (58.1 percent). One of the most prolific years in the drill was 1994, when CU was 7-of-8; that included two scores in the final two minutes at Michigan, including that certain play of the decade. Between 1988 and 1994, Colorado was an amazing **61-of-81** in the two-minute offense, with 44 touchdowns. The chart showing CU's scores:

2-Min. Offense/Scores	1988	1989	1990	1991	1992	1993	1994	1995	1996	1997	1998	1999	2000	2001	2002	2003	2004	2005	2006	2007	2008	2009	2010	2011	Totals
Total.....	10-13	11-11	11-14	8-12	6-12	8-11	7-8	5-8	4-6	6-11	3-5	6-13	6-10	5-9	1-4	5-8	4-5	4-9	2-6	9-12	5-10	9-14	2-9	3-6	140-225
First Half.....	6-7	10-10	6-7	4-5	4-9	6-7	4-4	4-6	4-6	1-3	2-3	5-8	4-5	4-7	1-2	2-4	2-2	3-5	2-4	4-5	1-2	2-4	2-5	2-3	85-122
TDs/FGs.....	4/2	7/3	2/4	3/1	2/2	5/1	3/1	3/1	3/1	0/1	0/2	2/3	2/2	4/0	1/0	2/0	1/1	3/0	0/2	3/1	0/1	1/1	2/0	1/1	54/31
Second Half.....	4-6	1-1	5-7	4-7	2-3	2-4	3-4	1-2	0-0	5-8	1-2	1-5	2-5	1-2	0-2	3-4	2-3	1-3	0-2	5-7	4-8	7-10	0-4	1-3	55-103
TDs/FGs.....	4/0	1/0	4/1	4/0	1/1	2/0	2/1	1/0	0/0	5/0	0/1	1/0	1/1	1/0	0/0	2/1	2/0	0/1	0/0	4/2	4/0	7/0	0/0	0/1	45/10
Winning/Tying Scores	2	0	2	2	2	0	2	1	0	1	0	1	0	0	0	3	1	1	0	2	2	1	0	1	24

SAFELY AHEAD

The Buffs have been a virtual lock to win once they have a lead of two or more scores (nine-plus points) over the past 35 seasons. Since 1976 (game 1), CU has protected a two-score lead **219** of **243** times, losing 21 and tying three when it blew the lead. A closer look (*—Disneyland Pigskin Classic at Anaheim):

Date	Opponent	CU Lead (when)	Result	Date	Opponent	CU Lead (when)	Result
10/01/10	WASHINGTON STATE	10 (27-17; 4th Quarter)	L, 27-31	10/04/03	at Baylor	9 (23-14; 3rd Quarter)	L, 30-42
11/06/10	at Kansas	28 (45-17; 4th Quarter)	L, 45-52	11/11/00	Iowa State	11 (20- 9; 2nd Quarter)	L, 27-35
10/23/10	TEXAS TECH	10 (24-14; end 3rd Qtr)	L, 24-27	09/02/00	Colorado State (Den)	10 (24-14; 3rd Quarter)	L, 24-28
11/19/09	at Oklahoma State	11 (21-10; 3rd Quarter)	L, 28-31	10/23/93	at Kansas State	9 (9- 0; 2nd Quarter)	T, 16-16
10/10/09	at Texas	11 (14-3; 2nd Quarter)	L, 14-38	09/18/93	at Stanford	10 (37-27; 4th Quarter)	L, 37-41
11/28/08	at Nebraska	14 (14-0; 1st Quarter)	L, 31-40	09/15/90	at Illinois	14 (17- 3; 2nd Quarter)	L, 22-23
11/10/07	at Iowa State	21 (21- 0; 3rd Quarter)	L, 28-31	08/26/90	*Tennessee	14 (31-17; 4th Quarter)	T, 31-31
09/08/07	at Arizona State	14 (14- 0; 2nd Quarter)	L, 14-33	09/27/86	ARIZONA	9 (21-12; 4th Quarter)	L, 21-24
10/28/06	at Kansas	9 (9- 0; 3rd Quarter)	L, 15-20	11/03/84	KANSAS	11 (27-16; 4th Quarter)	L, 27-28
09/23/06	at Georgia	13 (13- 0; 4th Quarter)	L, 13-14	10/16/82	at Oklahoma State	13 (13- 0; 1st Quarter)	T, 25-25
10/23/04	at Texas A&M	12 (19- 7; 3rd Quarter)	L, 26-29 OT	09/19/81	WASHINGTON STATE	10 (10- 0; 4th Quarter)	L, 10-14
11/01/03	at Texas Tech	14 (14- 0; 1st Quarter)	L, 21-26	10/10/79	OKLAHOMA STATE	20 (20- 0; 4th Quarter)	L, 20-21

Colorado has lost only 25 games (and was tied twice) dating back to 1980 when leading by *any* margin at any point in the fourth quarter or overtime. The most recent losses were to Washington State (led 27-17 early in the fourth), to California in Boulder this year (led 27-23 early in fourth) and to Kansas (45-17 with 11:04 to play) and Texas Tech (led 24-14 at start of the fourth quarter) last year. The ties came against Tennessee in 1990 (31-31, after leading 31-17) and Kansas State in 1993 (16-16 after taking a late 16-13 lead).

- Colorado has won **103** of its last **119** games in which it at any point has held a two-score lead—and **30** of the last **41**. A 2003 loss to Baylor snapped a 26-game winning streak in such situations on the road, and an overall streak of 49 consecutive wins from 1993 to 1999 was snapped by CSU in 2000. In this same span, **Colorado has rallied to win 34 games and tie two others dating back to 1981 after once trailing at some point in the fourth quarter** (not including coming from 27-3 down against Nebraska in 1999 before losing in OT). The most recent wins of this variety came last year against Texas A&M (won 35-34 after trailing 31-21 with 11:01 remaining) and in 2008 versus Iowa State (won 28-24 after trailing 24-13 with 9:14 left) and Eastern Washington (won 31-24 after being down 24-17). In 2007 CU rallied from 28-17 down in the third and 28-25 in the fourth to defeat CSU 31-28 in overtime) and Oklahoma (down 24-7 late in the third, eventually tying the fourth largest comeback in school history in winning 27-24).

CAREER GAMES PLAYED/STARTED CHART

Listed below are the career games played/started, including bowls, for the players on the 2011 Colorado Buffaloes. The players on the 2011 opening roster collectively had played in **890** games, with **303** starts entering the season. Recent past numbers entering a season have been **877** games played/**313** started (2010), **847/236** (2009), **817/277** (2008), **853/251** (2007), **1,053/295** (2006) and **1,080/314** (2005). The list (includes bowls):

Player	G	GS	Player	G	GS	Player	G	GS	Player	G	GS	Player	G	GS
ADKINS	33	27	DAIGH	6	0	HARRINGTON, S.	0	0	MUSTOE	0	0	SCHROCK	0	0
AHLES	39	4	DANIELS	4	0	HARRIS	2	2	NEMBOT	0	0	SLAVIN	3	1
ALLEN	0	0	DANNEWITZ	29	5	HARTIGAN	41	15	NICHOLS	0	0	SMITH	13	9
ASIATA	5	0	DARDEN	2	0	HAWKINS	31	1	NOBRIGA	11	5	SPRUCE	0	0
BAHR	36	19	DEEHAN	43	25	HENDERSON	7	6	O'NEILL	7	—	STEWART	39	24
BAKHTIARI	17	16	DORMAN	0	0	HIRSCHMAN	2	0	OBİ	35	7	TAU	7	1
BEHRENS	17	16	EBNER, Dr.	0	0	IVERSON	19	0	OLATOYE	14	0	THOMPSON	0	0
BELL	12	1	EBNER, Du.	8	1	JAFFEE	29	0	OLIVER	7	—	THORNTON	17	2
BONSU	15	0	ESPINOZA	31	7	JONES, C.	0	0	ORMS	5	5	TU'UMALO	5	0
BRISCO	0	0	EWING	6	0	JONES, T.	7	0	PAPILLION	0	0	TURBOW	0	0
BRUNDAGE	0	0	FERNANDEZ	13	1	KASA	23	1	PARKER	5	1	TUSO	0	0
BURNETTE	0	0	FORD	6	0	KOCH	0	0	PERICAK	31	31	UZO-DIRIBE	19	5
CANTY	6	1	GOLDBERG	21	2	LAMAR	0	0	PERKINS	36	25	VIGO	7	1
CASTOR	7	—	GOODSON	0	0	LEWIS	6	2	PLIMPTON	0	0	VINCENT	1	0
CEFALO	17	1	GORMAN	7	0	LOCKRIDGE	30	3	POLK	30	22	WALKER	0	0
CLARK, D.	27	0	GRAY	7	1	MAHNKE	41	6	POREMBIA	11	1	WASHINGTON	5	0
CLARK, J.	0	0	GREER	2	0	MAJOR	21	14	POSTON	1	0	WEBB	19	5
CLEMONS	19	12	GROSSNICKLE	12	—	MARQUEZ	0	0	PUGH	5	0	WILLIAMS	3	0
COTNER	0	0	HANDLER	7	4	McCULLOCH	7	2	RICHARDSON	17	9	WOOD	0	0
CRABB	7	0	HANSEN	27	23	MILLER	45	42	RICHTER	1	0	YATES	0	0
CREER	0	0	HARLOS	3	0	MOTEN	5	0	RIPPY	24	8	TEAM	1283	457
CUNNINGHAM	43	24	HARRINGTON, E.	19	1	MUNYER	3	3	SANDERSFELD	33	7	2010 Final	1548	577

LAST TRUE FRESHMEN TO START: CB Greg Henderson, OL Alexander Lewis, WR Tyler McCulloch (2011), OLB Juda Parker; SS Jered Bell, WR Paul Richardson, SS Terrel Smith, DE Chidera Uzo-Diribe (2010), WR Will Jefferson (2009); TE Ryan Deehan, FS Patrick Mahnke, TB Darrell Scott, TB Rodney Stewart, OG Max Tuioti-Mariner (2008); TB Brian Lockridge, OG Kai Maiava, OT Ryan Miller, WR Josh Smith (2007); CB Cha'pelle Brown, LB Michael Sipili (2006); Maurice Lucas (2005); ILB Jordon Dizon (2004).

LAST TRUE FRESHMEN TO START AT QUARTERBACK: Tyler Hansen (2008), Craig Ochs (2000), Koy Detmer (1992). **IN A SEASON OPENER:** Has not occurred.

LAST TRUE FRESHMEN TO START AT RUNNING BACK: Darrell Scott (2008), Rodney Stewart (2008), Brian Lockridge (2007), Brian Calhoun (2002), Marcus Houston (2000). **IN A SEASON OPENER:** Kent Kahl (1991).

LAST REDSHIRT FRESHMEN TO START: C Daniel Munyer, TE Kyle Slavin (2011); OT David Bakhtiari, UB Scott Fernandez, ILB Liloa Nobriga, S Parker Orms, TE DaVaughn Thornton, CB Paul Vigo, ILB Derrick Webb, DE Forrest West (2010); WR Dustin Ebner, T Bryce Givens, OT Will Pericak, FS Ray Polk, OLB Doug Rippy (2009); OT Matt Bahr, OG Blake Behrens, S Anthony Perkins (2008); QB Cody Hawkins, WR Scotty McKnight, OG Wes Palazzi, TE Nate Solder, TB Demetrius Sumler (2007).

LAST PLAYERS TO START FOR THE FIRST TIME AS A SENIOR: OLB David Goldberg, WR Logan Gray, FB Evan Harrington, DT Conrad Obi, DE Tony Poremba, OG Sione Tau (2011); TE Luke Walters (2010); TB Kevin Moyd, OLB Bryan Stengel (2009); WR Steve Melton (2008), TE Joe Sanders (2007); Paul Creighton, TE Dan Goettsch, C Bryce MacMartin, TB Mell Holliday, WR Nick Holz (2006); WR Mike Duren, OG Terrance Barreau (2004).

STARTING STREAKS

Through seven games in 2011, **DT Will Pericak** has made the most consecutive starts on the team with 31; next in line are **OG Ryan Miller** (22), **FS Ray Polk** (19) and **OG Ethan Adkins** (17). **TB Rodney Stewart** is next with 11 straight starts, but he is questionable at best for the Oregon game.

SIXTEEN MAKE FIRST CAREER STARTS IN 2011

Five players made their first career starts in the season opener at Hawai'i: **FB Evan Harrington**, **OT Jack Harris**, **CB Greg Henderson**, **C Daniel Munyer** and **NT Conrad Obi**. Henderson became the first true freshman to start at cornerback in a season opener since **Victor Scott** in 1980, while Munyer was the first redshirt freshman to start at center since **Andre Gurode** in 1998 (who also started in the season opener), and just the third freshman to start a game at the position (**Bryan Stollenberg** started all 12 games in 1992 as a redshirt; no true CU frosh has ever started a game at center). Two others made their first ones in the next five games: California (**OT Ryan Dannewitz**, **WR Tyler McCulloch**); Colorado State (**OT Alexander Lewis**, **OT Sione Tau**); Ohio State (**C Gus Handler**, **DE Tony Poremba**); Washington State (**OLB Juda Parker**, **TE Kyle Slavin**) and Stanford (**WR Keenan Canty**, **OLB David Goldberg**). **WR Logan Gray** cracked the starters at Washington. Lewis became just the second true frosh to start a game at tackle (first at left tackle; the last was Ryan Miller in 2007). Henderson also became just the seventh true freshmen in CU history to have started from scrimmage in the opening game of the season; here are those who were thrown into the fray from play one from scrimmage: **TB Billy Waddy**, 1973 (at Louisiana State); **CB Victor Scott** and **OLB Scott Hardison**, 1980 (at UCLA); **HB Eric Bieniemy**, 1987 (vs. Oregon); **OG Clint Moore**, 1991 (vs. Wyoming); **ILB Jordon Dizon**, 2004 (vs. Colorado State) and **CB Greg Henderson**, 2011 (vs. Hawai'i). Add an eighth for the first play of the game/season on special teams (kickoff coverage team): **PK Kevin Eberhart** (kicked off vs. Colorado State in Denver). **ANNUAL FIRST-TIME STARTERS:** 1984 (29), 1985 (9), 1986 (15), 1987 (14), 1988 (16), 1989 (7), 1990 (16), 1991 (23), 1992 (15), 1993 (7), 1994 (6), 1995 (11), 1996 (8), 1997 (14), 1998 (27), 1999 (14), 2000 (16), 2001 (12), 2002 (16), 2003 (20), 2004 (12), 2005 (11), 2006 (24), 2007 (18), 2008 (15), 2009 (18), 2010 (21), **2011 (16)**.

30 HAVE SEEN FIRST CU ACTION; 16 IN SEASON OPENER AT HAWAII

A total of 30 players have tasted their first action in a CU uniform this year; 16 players, including 23 freshmen (13 true, 10 redshirts) played in the 2011 season opener at Hawai'i. Here's the breakdown by class of those players who have seen their first CU action in 2011 (*—mainly special teams duty):

TRUE FRESHMEN (13): OG *Paulay Asiata, ILB *Brady Daigh, ILB Woodson Greer III, DB *Will Harlos, CB Greg Henderson, OL Alexander Lewis, WR Tyler McCulloch, P *Darragh O'Neill, PK *Will Oliver, OLB Juda Parker, ILB *K.T. Tu'umalo, WR Austin Vincent, DB *Kyle Washington

REDSHIRT FRESHMEN (10): WR *Keenan Canty, OL *Kaiwi Crabb, S *Justin Gorman, QB Nick Hirschman, TB Tony Jones, CB Josh Moten, C Daniel Munyer, DT Kirk Poston, TE Kyle Slavin, ILB *Lowell Williams

SOPHOMORES (3): TB *Josh Ford, OT Jack Harris, C Gus Handler **JUNIORS (2):** WR *Makiri Pugh, DT Eric Richter. **SENIORS (2):** WR Logan Gray, OL Sione Tau

Recent counts seeing their first action at Colorado: **26** (2010), **22** (2009), **30** (2008), **28** (2007), **19** (2006), **16** (2005), **24** (2004) and **24** (2003).

2011 PARTICIPATION CHART

The participation chart for the 2011 Colorado Buffaloes; KEY: **S**—started; **✓**—played; **DNP**—dressed, but did not play; **INJ**—injured; **(—)**—denotes did not dress; **SSP**—suspended; *****—saw first action as a Buffalo in 2011:

Player	HAW	CAL	CSU	OSU	WSU	STAN	UW	ORE	ASU	USC	UA	UCLA	UTA
ADKINS	S	S	S	S	S	S	S	S					
AHLES	✓	✓	✓	✓	✓	✓	✓	✓					
ALLEN	DNP	DNP	DNP	—	—	—	—	—					
*ASIATA	DNP	DNP	✓	✓	✓	✓	✓	✓					
BAHR	S	S	S	S	✓	✓	✓	S					
BAKHITIARI	S	INJ	INJ	S	S	S	S	S					
BEHRENS	—	DNP	DNP	—	—	—	—	—					
BONSU	✓	✓	DNP	✓	DNP	—	DNP						
BRISCO	—	—	—	—	—	—	—	—					
BRUNDAGE	—	DNP	DNP	—	—	—	—	—					
BURNETTE	—	DNP	DNP	—	DNP	—	—	—					
*CANTY	DNP	✓	✓	✓	✓	✓	S	✓					
CASTOR	✓	✓	✓	✓	DNP	DNP	DNP						
CEFALO	✓	✓	✓	✓	✓	✓	INJ	✓					
CLARK, D.	✓	✓	✓	✓	✓	✓	✓	✓					
CLARK, J.	—	—	—	—	—	DNP	—	—					
CLEMONS	✓	✓	✓	S	S	S	S	S					
COTNER	—	—	—	—	—	—	—	—					
*CRABB	✓	✓	✓	✓	✓	✓	✓	✓					
CREER	—	—	—	—	—	—	DNP						
CUNNINGHAM	✓	✓	✓	✓	✓	✓	✓	✓					
*DAIGH	✓	✓	INJ	✓	✓	✓	✓	✓					
DANIELS	INJ	INJ	INJ	INJ	INJ	INJ	INJ	INJ					
DANNEWITZ	✓	S	✓	S	S	S	S	S					
DARDEN	—	DNP	DNP	—	DNP	—	—	—					
DEEHAN	S	S	S	S	S	S	S	S					
DORMAN	—	DNP	—	—	—	—	—	—					
EBNER, Dr.	—	—	—	—	—	—	—	—					
EBNER, Du.	—	DNP	DNP	—	—	—	DNP						
ESPINOZA	✓	DNP	✓	✓	S	✓	S						
EWING	INJ	INJ	INJ	INJ	DNP	—	—	—					
FERNANDEZ	DNP	DNP	✓	DNP	✓	—	DNP						
*FORD	✓	✓	✓	✓	DNP	✓	✓						
GOLDBERG	✓	✓	✓	INJ	✓	S	S						
GOODSON	DNP	DNP	DNP	—	—	—	—						
*GORMAN	✓	✓	✓	✓	✓	✓	✓	✓					
*GRAY	✓	✓	✓	✓	✓	✓	✓	S					
*GREER	—	—	—	—	—	—	✓	✓					
GROSSNICKLE	—	DNP	DNP	—	DNP	—	—	—					
*HANDLER	✓	✓	✓	S	S	S	S	S					
HANSEN	S	S	S	S	S	S	S	S					
*HARLOS	DNP	✓	✓	✓	INJ	INJ	INJ						
HARRINGTON, E.	S	✓	✓	✓	✓	✓	✓	✓					
HARRINGTON, S.	INJ	INJ	INJ	INJ	INJ	INJ	INJ	INJ					
*HARRIS	S	S	INJ	INJ	INJ	INJ	INJ						
HARTIGAN	S	S	S	S	S	S	S	INJ					
HAWKINS	✓	✓	✓	—	DNP	✓	✓						
*HENDERSON	S	✓	S	S	S	S	S	S					
*HIRSCHMAN	DNP	DNP	DNP	DNP	DNP	✓	✓						
IVERSON	✓	✓	✓	✓	✓	✓	✓	✓					
JAFFEE	✓	✓	✓	INJ	INJ	INJ	✓						
JONES, C.	—	—	—	—	—	—	—	—					
*JONES, T.	✓	✓	✓	✓	✓	✓	✓	✓					
KASA	✓	✓	✓	✓	✓	✓	✓	✓					
KOCH	—	—	—	—	—	—	—	—					
LaMAR	—	—	—	—	—	—	—	—					

Player	HAW	CAL	CSU	OSU	WSU	STAN	UW	ORE	ASU	USC	UA	UCLA	UTA
*LEWIS	ILL	✓	S	✓	✓	S	✓						
LOCKRIDGE	✓	✓	DNP	✓	✓	INJ	INJ						
MAHNKE	✓	✓	DNP	✓	✓	✓	✓						
MAJOR	S	S	S	S	S	S	S						
MARQUEZ	—	—	—	—	—	—	—						
*McCULLOCH	✓	S	S	✓	✓	✓	✓						
MILLER	S	S	S	S	S	S	S						
*MOTEN	✓	DNP	✓	✓	✓	SSP	✓						
*MUNYER	S	S	S	INJ	INJ	INJ	DNP						
MUSTOE	—	—	—	—	—	—	—						
NEMBOT	—	—	—	—	—	—	—						
NICHOLS	—	—	—	—	—	—	—						
NOBRIGA	—	DNP	DNP	—	DNP	SSP	SSP						
*O'NEILL	✓	✓	✓	✓	✓	✓	✓						
OBI	S	S	S	S	S	S	S						
OLATOYE	✓	✓	✓	✓	SSP	SSP	SSP						
*OLIVER	✓	✓	✓	✓	✓	SSP	✓						
ORMS	S	S	S	S	INJ	SSP	SSP						
PAPILLION	—	—	—	—	—	—	—						
*PARKER	DNP	✓	DNP	✓	S	✓	✓						
PERICAK	S	S	S	S	S	S	S						
PERKINS	S	S	S	S	S	S	S						
PLIMPTON	—	—	—	—	—	—	—						
POLK	S	S	S	S	S	S	S						
POREMBIA	✓	✓	✓	S	✓	INJ	INJ						
*POSTON	DNP	DNP	DNP	—	DNP	✓	DNP						
*PUGH	—	DNP	✓	✓	✓	✓	✓						
RICHARDSON	S	S	S	S	S	INJ	INJ						
*RICHTER	—	DNP	—	—	DNP	✓	—						
RIPPY	S	S	S	S	S	S	S						
SANDERSFELD	S	S	INJ	INJ	INJ	INJ	INJ						
SCHROCK	DNP	DNP	—	DNP	DNP	DNP	DNP						
*SLAVIN	DNP	DNP	—	DNP	S	✓	✓						
SMITH	✓	✓	✓	✓	S	S	S						
SPRUCE	DNP	DNP	DNP	—	—	—	—						
STEWART	S	S	S	S	S	S	S						
*TAU	✓	✓	S	✓	✓	✓	✓						
THOMPSON	—	—	—	—	—	—	—						
THORNTON	✓	✓	✓	✓	✓	✓	✓						
*TU'UMALO	✓	DNP	✓	✓	DNP	✓	✓						
TURBOW	—	—	—	—	—	DNP	—						
TUSO	—	—	—	—	—	—	—						
UZO-DIRIBE	S	S	S	✓	✓	✓	✓	S					
VIGO	✓	✓	✓	INJ	INJ	SSP	SSP						
*VINCENT	—	✓	—	—	—	—	—						
WALKER	—	—	—	—	—	—	—						
*WASHINGTON	DNP	DNP	✓	✓	✓	✓	✓						
WEBB	✓	S	S	S	✓	S	✓						
*WILLIAMS	✓	DNP	✓	—	DNP	✓	DNP						
WOOD, A.	—	DNP	—	—	DNP	DNP	DNP						
YATES	—	—	—	—	—	—	—						
DRESSED	71	83	79	64	71	62	63						
PLAYED	58	58	58	57	53	55	54						

Inactive For 2011: Bell (injured), Hunter (transfer), C.Wood (transfer).
Quit (did not dress): Froistad, Shaw, Yellen.

EXPERIENCE ANALYSIS

A look at annual fluctuations in the percentage of upperclassmen starting games over the last decade or so at Colorado; in 2010, juniors and seniors made the most starts since 2005. In 2004, seniors started the fewest percentage of games (**25.1**) since the 1995 team (which had only seven seniors), while **38.8** percent of the starts were made by underclassmen; that's when the current cycle of youth really started. A year-by-year glance at starts by class since 1999:

Season	G	SR	JR	SO	FR (RS-True)	UpperCl%	Fr-Pct.
1999	12	115	42	86	21 (20-1)	59.5	8.0
2000	11	55	116	38	33 (15-18)	70.7	13.6
2001	13	102	95	83	7 (0-7)	68.9	2.4
2002	14	155	130	14	9 (0-9)	92.5	2.9
2003	12	105	49	78	32 (14-18)	58.3	12.1
2004	13	72	103	100	11 (0-11)	61.2	3.8
2005	13	116	112	48	10 (4-6)	79.7	3.5

Season	G	SR	JR	SO	FR (RS-True)	UpperCl%	Fr-Pct.
2006	12	92	84	71	17 (11-6)	66.7	6.4
2007	13	89	106	38	53 (29-24)	68.2	18.5
2008	12	106	54	63	41 (24-17)	60.6	15.5
2009	12	57	90	89	28 (24-4)	55.7	10.6
2010	12	82	111	37	34 (22-12)	73.1	12.9
2011	7	74	33	30	16 (5-11)	69.5	10.4

THE PRIMO TWENTY-FOUR

Colorado is one of just 24 schools in I-A/FBS history to be able to make the claim of winning (or sharing) a national championship and also having a Heisman Trophy winner. The criteria for national championship consideration included those crowned by the *Associated Press*, the coaches and the BCS; 30 total schools at one point in the past have been able to claim the throne. This prestigious short list (Alabama is the latest to join, doing so in 2009, with Auburn doing it again in 2010):

School	National Championships	Heisman Trophies	School	National Championships	Heisman Trophies
Alabama	1961-64-65-73-78-79-92	2009	Nebraska	1970-71-94-95-97	1972-83-2001
Army	1944-45	1945-46-58	Notre Dame	1943-46-47-49-66-73-77-88	1943-47-49-53-56-64-87
Auburn	1957-2010	1971-85-2010	Ohio State	1942-54-57-68-2002	1944-50-55-74-75-95-2006
Brigham Young	1984	1990	Oklahoma	1950-55-56-74-75-85-2000	1952-69-78-2003-08
Colorado	1990	1994	Penn State	1982-86	1973
Florida	1996-2006-08	1966-96-2007	Pittsburgh	1937-76	1976
Florida State	1993-99	1993-2000	Syracuse	1959	1961
Georgia	1980	1942-82	Texas	1963-69-70-2005	1977-98
Louisiana State	1958-2003	1959	Texas A&M	1939	1957
Miami, Fla.	1983-87-89-91-2001	1986-92	TCU	1938	1938
Michigan	1948-97	1940-91-97	UCLA	1954	1967
Minnesota	1936-40-60	1941	USC	1962-67-72-74-78-2003-04	1965-68-79-81-2002-04-05

Schools with national championships and no Heisman winner are Michigan State (2), Tennessee (2) and Clemson, Georgia Tech, Maryland and Washington (all 1).

AROUND THE NATION

Colorado has traditionally stocked its roster with players from primarily three states: Colorado, California and Texas (70 percent of the entire roster as of September 8—78 of 111 players). The roll call of state producers for the Buffs: Colorado 40, California 29, Texas 9, Hawai'i 5, Arizona 4, New Jersey 3, Ohio 3, North Carolina 2, Pennsylvania 2, Tennessee 2, Alabama 1, Florida 1, Georgia 1, Idaho 1, Illinois 1, Kansas 1, Louisiana 1, Missouri 1, Nevada 1 and New Mexico 1. That's 20 states total along with the District of Columbia (2) that has produced the make-up of this year's team.

► **AROUND THE WORLD:** Four Buffaloes were born outside of the United States: **OL Paulay Asiata** (Auckland, New Zealand), **DL Stephane Nembot** (Douala, Cameroon), **PK Darragh O'Neill** (Cork, Ireland) and **OL Sione Tau** (Pago Pago, American Samoa). **CB Ayodeji Olatoye** is American-born, but both his parents were born in Nigeria, and grayshirt **OL Alex Kelley**, who will enroll in January, was born in Madrid, Spain, where his parents were working as missionaries.

MOST SENIORS SINCE 1987

There are 28 seniors suiting up for the final time as Buffaloes this fall—the most since 30 did so in the 1987 season. CU has had under 20 seniors each of the last four seasons after having 26 in 2006; the all time low was seven in 1995 (all of whom were invited to the Hula Bowl, likely the only time in college football history 100 percent of a school's senior class were in the same postseason all-star game). A look at the annual numbers:

1982—13	1985—16	1988—10	1991—13	1994—13	1997—22	2000—9	2003—21	2006—26	2009—16
1983—25	1986—9	1989—14	1992—11	1995—7	1998—13	2001—26	2004—11	2007—17	2010—16
1984—22	1987—30	1990—24	1993—19	1996—18	1999—22	2002—23	2005—20	2008—17	2011—28

★ In the program's most recent heyday, 1989-96, when CU sported the fourth best record in college football (78-15-4), the average number of seniors per team was 14.9. The 1989 team that went 11-0 boasted just 14 seniors, and that 1995 team, minus 10 NFL draft selections in the first 71 picks, went 10-2 with just the seven seniors.

FOUR NAMED 2011 CAPTAINS

Jon Embree announced the selection of four captains for his inaugural season as head coach of the University of Colorado, with the group consisting of three seniors and a junior. Seniors **Tyler Hansen** and **Ryan Miller** will serve as the offensive captains, while senior **Anthony Perkins** and junior **Jon Major** will have the honors as the defensive captains, as all four were selected in a vote by their teammates on August 18. "They were voted on by the players, and I think they made excellent choices for who the leaders of the team will be this year. There's no finer honor than having that kind of respect from your peers."

Embree also will select a fifth captain for each game, which he said will almost always be based on the previous week's special teams performances or for a special situation that would warrant a player being chosen.

🐾 Hansen, who stands 6-1, 215 pounds and hails from Murrieta, Calif., is the first fourth-year quarterback to be named a CU captain since 1987, when **Mark Hatcher** was tapped by his peers. He joins only **Mike Moschetti** (1999), **Joel Klatt** (2004-05) and **Cody Hawkins** (2010) as quarterbacks who have been picked as season-long captains since Hatcher.

🐾 Miller, a 6-8, 295 pound offensive guard who has received some preseason All-America mention, played at Littleton's Columbine High School and with his selection, makes it five in the last six years that an offensive lineman will serve as one CU's captains. He follows **Nate Solder** (OT, 2010), **Daniel Sanders** (C, 2008), **Tyler Polumbus** (OT, 2007) and the last guard to be named, **Brian Daniels** (2006).

🐾 Perkins is a 5-10, 200-pound strong safety who prepped at Northglenn High School; the last safety to serve as a captain was **Ryan Walters** in 2008. They are the only two since **Medford Moorer** in 2003; Moorer is now an academic counselor for the Buffs. Perkins is at full-strength after missing the last half of the 2010 season after suffering a season-ending knee injury.

🐾 Major, a 6-2, 230-pounder from Ponderosa High School in Parker, will be the first junior captain since Klatt was named for the first of two years in the role in 2004. Major also had his season last fall cut short with a knee injury and is back at 100 percent.

It's the first time as many as three Colorado high school performers are serving as team captains since 2004, when Klatt (Arvada), defensive tackle **Matt McChesney** (Niwot) and tailback **Bobby Purify** (Colorado Springs) earned the distinction.

CEFALO AWARDED LAST AVAILABLE SCHOLARSHIP

Embree also announced on August 19 that senior wide receiver **Kyle Cefalo** has been placed on scholarship, as he filled the last vacancy on the 85-man active scholarship list allowed all FBS schools by the NCAA. Cefalo transferred to Colorado in the spring of 2009 from Wenatchee Community College, where he attended one semester after originally signing out of high school with Oregon State on a baseball scholarship. But his career there was cut short due to an arm injury, so he turned to his next love, football. A teammate of Cody Hawkins at Bishop Kelly High School in Boise, he then decided to follow his friend to Boulder. He caught six passes for 35 yards as junior in 2010, playing in 11 games which included a start in the season opener against Colorado State. "Since I've been here from day one, Kyle has done it both on and off the field," Embree said. "He works hard and he is a great teammate. He'll be a great contributor for us and I'm happy for him and his family."

"When coach Embree told me, I was speechless at first, but I'm just really excited and happy," Cefalo said. "It's nice when four years of hard work can pay off and the coaches recognize that. It was totally out of the blue, coach called me up on stage in front of the whole team. I had no idea what he was going to do. Everybody was really excited, it was really cool to see all my teammates react like they did and give me hugs. It was a great moment."

COMEBACK BUFFS

Colorado has won only 22 games over the last five-plus seasons, but in nine of those games, the Buffs rallied from 10 or more points down, including three in 2010. The Buffaloes spotted Hawai'i a 10-0 halftime lead, but a strong third quarter, including two short **TB Rodney Stewart** touchdown runs, did UH in as the Buffaloes outscored the Warriors 31-3 in the second half. In the next game, CU took an early 14-3 lead against Georgia, but the Bulldogs responded with 21 straight points to go up 24-14; Colorado countered with a 15-3 run to rally and win, 29-27. Later in the year, the Buffs were down early 14-3 against Kansas State, but stormed back with 27 unanswered points and take control of the game. Eight have taken place in Boulder, with the ninth (the first one) in Denver against Colorado State. A closer look:

COLORADO COMEBACKS

Trailed By	Time, Qtr.	Final	Opponent (Date)
11 (3-14)	3:47, 1Q	44-36	KANSAS STATE (Nov. 20, 2010)
10 (14-24)	10:40, 3Q	29-27	GEORGIA (Oct. 2, 2010)
10 (0-10)	0:00, 2Q	31-13	HAWAII (Sept. 18, 2010)
10 (21-31)	11:01, 4Q	35-34	TEXAS A&M (Nov. 7, 2009)
11 (13-24)	9:14, 4Q	28-24	IOWA STATE (Nov. 8, 2008)
14 (7-21)	7:29, 2Q	31-24	EASTERN WASHINGTON (Sept. 6, 2008)
11 (24-35)	0:23, 2Q	65-51	NEBRASKA (Nov. 23, 2007)
17 (7-24)	12:23, 3Q	27-24	OKLAHOMA (Sept. 29, 2007)
11 (17-28)	10:05, 3Q	31-28	OT; Colorado State (Sept. 1, 2007)

HISTORICALLY

Colorado is in its second century of intercollegiate football, as the Buffaloes are in their 122nd season of competition having played **1,156** games with an all-time record of **672-448-36**. CU currently stands 20th on the all-time win list and is 24th in all-time winning percentage (.598; those schools with at least 50 seasons in Division I-A). Only 12 Division I schools have played more seasons of intercollegiate football than Colorado; Washington is the only Pac-12 school that matches CU's total of 121, with only USC having won more games (773) and USC, Washington and Arizona State the Pac-12 schools owning higher winning percentages than the Buffs. In Boulder, the Buffs are **296-148-10** in 86 seasons on the "hilltop" (Folsom Field).

LITTLE KNOWN RARITY

In CU history, the Buffaloes have had a 100-yard rusher and receiver in the same game on **31** occasions (and are **23-8** in games when this occurs). It's happened twice this year, both times with **TB Rodney Stewart** (175, 123) and **WR Paul Richardson** (141, 121) eclipsing 100 yards in back-to-back games against Kansas and Iowa State. It occurred nine times last decade, twice in 2009 (versus Texas A&M: **TB Rodney Stewart** 118 yards, **WR Markques Simas** 135; and against Nebraska: Stewart 110 yards, **WR Scotty McKnight** 114, Simas 108). The previous time was at Baylor in 2007 (**TB High Charles** 109 yards, and **WR Josh Smith** 103). In 2001, the first time the same player had 100 yards in both in the same game at Colorado occurred when **TB Cortlen Johnson** had 172 rushing and 105 receiving at Iowa State. *A closer look at this unique list can be found on page 159 of the 2011 CU Information Guide & Record Book supplement.*

FOLSOM FIELD CAPACITY SNAPSHOT

Folsom Field's official capacity is now 53,613, as school officials have removed 137 seats over the last few years from the fourth rows of the three Flatiron Club levels on the west side, all of which had obstructed views. The capacity had been listed as 53,750 since the east side stadium expansion in 2003. Folsom is tied for the 18th oldest venue among the 120 NCAA Division I-A/FBS stadiums. It is the fourth oldest stadium in the Pac-12 Conference, as only Husky Stadium (Washington, 1920), Rose Bowl Stadium (UCLA, 1922) and Los Angeles Memorial Coliseum (USC, 1923) are older. Cal's was older, but it is undergoing a complete renovation this year.

THIS-N-THAT

Two members of the CU roster now have an interesting item on their resumes: **WR Toney Clemons**, who transferred from Michigan in 2009, can say that he played in three conferences (Big 10, Big 12, Pac-12), while **WR Makiri Pugh** can say that he practiced on teams in three (SEC, Big 12, Pac-12; he transferred to CU last year from Georgia and had to sit out the season, so he was ineligible to appear in a game) ... **Summer Lovin'**: Fifteen of the 20 high school recruits in the '11 recruiting class took at least one summer school class in Boulder (as did six invited walk-ons) ... **Non-League**: CU hosted California on Sept. 10 in its home opener, but the game was not a Pac-12 conference game (it completed a previous home-and-home series between the two) ... **Uniforms**: The Buffaloes have returned to the uniforms of their most revered glory days (late 80s/early 90s), both home and road; they're not considered throwbacks, CU has returned to the look permanently.

"OUTSIDE THE NINE DOTS"

Some out of the ordinary records by the Buffs in some unique situations:

- ❑ Colorado is **89-59** in its last **148** games against teams who were not undefeated at the time of the game;
- ❑ Colorado is **77-29** against teams with three or more losses dating back to the 1985 season;
- ❑ Colorado is **70-33-1** in its last **104** games against schools that include the word "State" (dating to 1986);
- ❑ Colorado is **531-249-25** all-time in games played in the Mountain Time Zone (Colorado, Arizona, Montana, New Mexico, Utah, Wyoming)

FOURTEEN TO THE HOUSE ON THE FIRST TRY WHEN IT COMES TO THEFTS & SCORES

CU players have a penchant to return their first career interceptions for touchdowns, as since 1992, **14** Buffaloes have scored after stealing their first college pass. The latest was in 2007, when redshirt frosh **CB Jimmy Smith**, as his 31-yard return of a Joe Ganz pass cut Nebraska's lead over CU to 35-31 early in the second half and was the impetus to a 65-51 comeback win. The one previous was the most spectacular of the lot: **ILB Marcus Burton** returned a pick 99 yards at Oklahoma State in 2005, preserving CU's shutout in the waning seconds of the game. Three did it in 2004: **OLB Brian Iwuh** did it off the bat when he made his first career pick and returned it 37 yards for what proved to be the winning touchdown against Colorado State in the season opener; a week later, he was injured early against Washington State, and his sub, **Joe Sanders**, plucked off a ball and raced 51 yards for six, snapping a 3-3 deadlock in the process. Against Texas, **CB Terrence Wheatley** plucked one off and race 37 yards for six with his first theft. Two did it in 2001: **S Medford Moorer** picked off his first career pass and returned it 64 yards for a touchdown against Texas in the Big 12 Championship game, while **CB Donald Strickland** returned his first career pick 31 yards for a touchdown just one minute into the CSU game. Frosh redshirt **CB Phil Jackson** did it in 2000, as he returned his first career INT 28 yards for a TD against Washington. **SS Rashidi Barnes** had his first one in CU's win over CSU in 1997, returning it 26 yards for a score, rallying the Buffs into a 14-14 tie early in the second half. Barnes was the fourth Buff in a 14-game span to return a first career pick for a TD—**Marcus Washington** had a 95-yard theft for a score in the '96 Cotton Bowl against Oregon; **Vili Maumau** had a 33-yard interception for six (and a Hula dance) at Colorado State in 1996; and **Nick Ziegler** stole one for a 31-yard score against Washington in the '96 Holiday Bowl. **Ben Kelly** didn't do with an interception, but he did take his first career punt return back for a TD (against Utah State). In 1992, **Dwayne Davis** returned one 31 yards for a TD in a 21-20 win at Minnesota to start this amazing run.

BUFFALO DINOSAURS

Through seven games in 2011, the longtime radio voice of the Buffs, **Larry Zimmer**, has called 475 CU games in his career, including 211 in a row (he's only missed three bowl games, two due to contracts forbidding teams to originate broadcasts, and three regular season games due to travel conflicts); his 400th at CU was also the 1,000 of his professional career. In 2009, he was honored as the 15th recipient of the Chris Schenkel Award, which recognizes those who have enjoyed a long and distinguished career broadcasting college football at a single institution. **Brian Cabral** is the football staffer with the most "Buff" experience, as he has now coached in 276 in a row on the coaching staff (three as the interim head coach); including his playing days (46 games), he has been a part of 322 CU games. Other dinosaurs: **SID Dave Plati** has worked 377 including the last 335 (dating to the '83 finale), while facilities man **John Krueger** has worked 315 in all (a string of 144 straight ended in 2008). The late **Fred Casotti**, the school's longtime SID and associate AD between 1952-87, witnessed 477 CU football games in person prior to his passing in 2001; included within that was a string of 268 in a row at one time at Folsom Field. Senior associate AD **Jon Burianek**, who retired in June 2006, is next as he worked 432 CU football games, including a closing run of 415 in a row (229 of which were at home; he'd seen 453 all told at the time he left CU). And the late **F.M. "Dutch" Westerberg** is the all-timer; the long-time season ticket holder saw *every* CU home game (394 of 'em) from 1921 until 1999, when he passed away at the age of 94.

NFL SCOUT WATCH

Colorado has 28 seniors on its roster in 2011, including several professional prospects; last year, four Buffs were drafted into the NFL and it could be a similar number this year. History has proven that most, if not all, NFL teams pass through Boulder every season for a game or practice(s). Eighteen teams have scouted CU games so far in 2011: Atlanta, Buffalo, Chicago, Cincinnati, Cleveland, Dallas, Denver, Houston, Miami, New England, New Orleans, N.Y. Jets, San Diego, San Francisco, Seattle, Tampa Bay, Tennessee and Washington. In 2010, all **32** teams sent scouts to either camp practices or games, and around half have already logged time in Boulder during camp; **515** scouts have attended Colorado games (home/road/neutral) dating back to 2000. There were no scouts at the season opener in Hawai'i, but a half dozen are expected at Folsom Field for the Cal game.

2011 NFL DRAFT

Colorado had four players selected in last April's NFL Draft, its most since four were also drafted in 2006. The list (position, player, team, round, overall pick):

OT	Nate Solder	New England	1st (17)	CB	Jalil Brown	Kansas City	4th (118)
CB	Jimmy Smith	Baltimore	1st (27)	WR	Scotty McKnight	New York Jets	7th (227)

The last time CU had three or more players drafted that all went into the same NFL conference was in 2000 (also all by AFC teams); the only other years were 1971 and 1988 (both all NFC). The last time a Buff offensive tackle was taken in the first round was in 1980, when **Stan Brock** went to New Orleans with the No. 12 pick; the only other first round O-tackle selected was **Mark Koncar** in 1974 (Green Bay, No. 23). The last CU cornerback to be drafted in round one was in 1993, when Thorpe Award winner **Deon Figures** was selected 23rd by Pittsburgh; the only other Buff corner taken in the first round was **Mark Haynes**, who went No. 8 to the New York Giants in 1980. Solder joined **Byron White** (No. 4, Pittsburgh, 1938), **Bobby Anderson** (No. 11, Denver, 1970) and **Daniel Graham** (No. 21, New England, 2002) as the fourth CU player to be a first round draft choice who played his high school and college football in the state of Colorado. Three of CU's four NFL draft selections are on teams that play the Broncos in Denver this year: McKnight (N.Y. Jets, Nov. 17), Solder (New England, Dec. 18) and Brown (Kansas City, Jan. 1).

PLAYING ON SUNDAY: IN-THE-PROS

There are **16** former Colorado Buffaloes on National Football League rosters as of October 17; there were 18 on the rosters at the end of the 2010 season (22 in 2009). CU has continually been one of the top 20 producers for the last 23 years of NFL talent, and at one time in the late 1970's had the most active players (47) of any school in the nation. The last time Colorado was in the top 10 in players produced was in 2002, coming in 10th — though with the same number (29) as were playing in 2006 when it was 19th. CU either led (five times) or was among the top four schools in the Big 12 Conference its entire time as a member of the league. Nationally, CU was in the top four from 1996-99 (third in '09, fourth the other three years). The active list (♣—denotes one-time Buffalo who finished at another school; i—denotes on injured reserve; wi—waived-injured status; club still owns rights but player does not count against roster maximum; p—practice squad):



Player	Pos.	Team	Exp.
Justin Bannan	DT	St. Louis Rams	9
Tyler Brayton	DT	Indianapolis Colts	8
Jalil Brown	CB	Kansas City Chiefs	R
Mason Crosby	PK	Green Bay Packers	4
Justin Drescher	LS	New Orleans Saints	1
Daniel Graham	TE	Tennessee Titans	9
Andre Gurode	OG	Baltimore Ravens	9
Brian Iwuh	OLB	Chicago Bears	5
Brad Jones	OLB	Green Bay Packers	2
p—Scotty McKnight	WR	New York Jets	R
Tyler Polumbus	OT	Seattle Seahawks	3
Jimmy Smith	CB	Baltimore Ravens	R
Nate Solder	OT	New England Patriots	R
Donald Strickland	CB	New York Jets	7
Lawrence Vickers	RB	Houston Texans	5
Terrence Wheatley	CB	Buffalo Bills	3

Jordan Dizon	ILB	Detroit Lions	3
Riar Geer	TE	Tennessee Titans	1
Travon Patterson	WR	San Diego Chargers	R
♣-David Veikune	DT	Denver Broncos	1
Patrick Williams	WR	Seattle Seahawks	2

COACHES

Name	Pos.	Team	Tie To Colorado
Greg Biekert	LB	Oakland	Player, 1989-92
Tom Cable	OL/AHC	Seattle	Asst. Coach, 1998-99
Jim Caldwell	HC	Indianapolis	Asst. Coach, 1982-84
Karl Dorrell	QB	Miami	Asst. Coach, 1992-98
Vance Joseph	DB	Houston	Player, 1990-94
Steve Logan	RB	Tampa Bay	Asst. Coach, 1985-86
Chris Morgan	OL Asst.	Washington	Player, 1996-99
Rod Perry	DB	Indianapolis	Player, 1973-74
Vernon Stephens	Str/Cond	San Diego	Asst. S&C Coach, 2003-06

DIRECTORS OF COLLEGE SCOUTING

Name	Team	Tie To Colorado
Matt Russell	Denver	Player, 1992-96/Butkus Award

Waived In Camp/In-Season

Player	Pos.	Team	Exp.
Tyson DeVree	TE	Indianapolis Colts	2

BY TEAM (12of 32)— Baltimore 2, Green Bay 2, Indianapolis 1, N.Y. Jets 1, Chicago 1, Houston 1, Kansas City 1, New England 1, New Orleans 1, St. Louis 1, Seattle 1, Tennessee 1.

CANADA & ELSEWHERE: Three former Buffs are making livings north of the border in the Canadian Football League, as **C Marwan Hage** is in his eighth year with the Hamilton Tiger-Cats, **TB Hugh Charles** is in his fourth with the Saskatchewan Rough Riders, **OG Edwin Harrison** is in his second with the Calgary Stampeders and **WR Travon Patterson** his first with the Montreal Alouettes. **DE Gabe Nyenhuis ('03)** is with the San Jose Sabercats in the AFL.

COLORADO HIGH SCHOOL COACHES: Six former Buffaloes are serving as high school head coaches in the state; the six who head prep programs: **Dave Logan** (Mullen), **Mike Marquez** (Northglenn), **Bill Mondt** (Eaton), **Tom Tesone** (Bishop Machebeuf), **Ron Woolfork** (Overland) and **Scott Yates** (Kent Denver).

ALL-TIME CU PRO NOTE: How good was CU's 1994 offense? Ten of the 11 starters were drafted into the NFL (Tony Berti, Rae Carruth, Christian Fauria, Heath Irwin, Chris Naeole, Rashaan Salaam, Kordell Stewart, Bryan Stoltzberg, Derek West and Michael Westbrook), with the 11th signing as a free agent (Lepis). All played, and three remain on NFL rosters some 11 years later. And six of the '94 defensive starters wound up playing professionally as well.

➔ CU has had **257** players drafted into the NFL; that's 20th all-time, and fourth among Big 12 schools behind Oklahoma (339), Nebraska (331) and Texas (316); Notre Dame leads with 462, one more than second place USC. OU is fourth, NU sixth and UT ninth; Texas A&M is right being CU in 21st with 255.

O-LINEMEN PIPELINE?

In recent times, CU has been a solid conduit to the National Football League when it has come to linebackers, encroaching a bit on the title justifiably thrown Penn State's direction. However, some research has indicated CU may very well be the place to go if an offensive lineman wants to take it to the next level. Dating back to the 1991 NFL draft, or the '87 recruiting class, 23 of 30 players who started at least two years on the Buff offensive line were either drafted or signed as free agents. The list is impressive (with three others who started just one season):

Full Years				Full Years			
Player	Pos	As A Starter	NFL (Round or FA)	Player	Pos	As A Starter	NFL (Round or FA)
Nate Solder	T	(3) 2008-10	New England (1)	Ryan Johanningmeier	G/T	(3) 1997-98-99	Atlanta (FA)
Daniel Sanders	G/C	(3) 2006-08	St. Louis (FA)	Melvin Thomas	G/T	(3) 1995-96-97	Philadelphia (7)
Edwin Harrison	G/T	(3) 2005-07	Kansas City (FA)	Chris Naeole	G	(3) 1994-95-96	New Orleans (1)
Tyler Polumbus	T	(3) 2005-07	Denver (FA)	Heath Irwin	G	(3) 1993-94-95	New England (4)
Brian Daniels	G	(4) 2003-06	Minnesota (FA)	Bryan Stoltzberg	C	(4) 1992-93-94-95	San Diego (6)
Mark Fenton	C	(3) 2004-06	Denver (FA)	Derek West	T	(3) 1992-93-94	Indianapolis (5)
Clint O'Neal	T	(2) 2004-05	Washington (FA)	Tony Berti	T	(2) 1993-94	San Diego (6)
Sam Wilder	T	(2) 2003-04	Dallas (FA)	Jay Leeuwenburg	C	(3) 1989-90-91	Kansas City (9)
Marwan Hage	G/C	(3) 2001-02-03	Jacksonville (FA)	Mark VanderPoel	T	(3) 1988-89-90	Indianapolis (4)
Wayne Lucier	G/C	(2) 2001-02	N.Y. Giants (7)	Joe Garten	G	(4) 1987-88-89-90	Green Bay (6)
Justin Bates	T/G	(3) 2000-01-02	Dallas (7)	One-Year Starters:			
Andre Gurode	G/C	(3) 1999-00-01	Dallas (2)	Tom Ashworth	T	(1) 2000	New England (FA)
Victor Rogers	T	(3) 1999-00-01	Detroit (7)	Ben Nichols	G	(1) 1998	Atlanta (FA)
Brad Bedell	G	(2) 1998-99	Cleveland (6)	Ariel Solomon	T	(1) 1990	Pittsburgh (10)
Shane Cook	T	(2) 1998-99	New Orleans (FA)				

SANDERSFELD THE LATEST IN LONG LINE OF WALK-ONS TO RISE TO FIRST-TEAM

After the NCAA started reducing the number of scholarships from 95 to 85 (completed in 1992), more and more players have had to make their bones starting as walk-ons. Here's a short list (29 count) of some of the standout former and current walk-ons who rose to first-team status at Colorado:

Player	Pos	First Season	Letters	Notes
Willie Beebe	FB	1978	4L	Solid blocker who scored nine career touchdowns as a bruiser near the goal line
Kyle Rappold	NT	1985	3L	Known as the "trash compactor" for his stature, the Fort Lewis transfer clogged the run
Jeff Campbell	WR/KR	1986	4L	Earned scholarship second day of freshman camp; played five years in the NFL
Ken Culbertson	PK	1986	3L	Scored 98 points in CU's 11-0 run in '89 season, making 59-59 PAT and 11-17 FG
David Gibbs	CB	1986	4L	Solid corner and special teams performer, now coaching with NFL Kansas City Chiefs
Mark Henry	WR	1987	3L	Big play guy with 18 career catches for 416 yards, or 23.1 per catch
Robbie James	WR	1987	1L	Threw TD pass on third down FG fake at Oklahoma State to lead CU to 16-12 win in 1991
Charles Johnson	QB	1987	2L	Often subbed for an injured Darian Hagan, earning Orange Bowl MVP honors in '91 vs. Notre Dame
Chris O'Donnell	LB/SN	1987	4L	Solid as a rock at long snapper on special teams all four years
Keith Miller	FB	1992	2L	From tiny Ovid, Colo., he was a solid blocking back. Now an opera singer with the MET.
Ryan Black	SS	1993	4L	Led team in tackles as a junior in 1996 with 154 (78 solo)
Ryan Sutter	FS	1993	3L	CU's all-time special team points leader, led Buffs in tackles (170, 98 solo) in 1997
Neil Voskeritchian	PK	1993	2L	Won the starting placekicker job in 1994, finished career ninth in scoring at CU (161 points)
Nick Pietsch	P	1996	4L	Led CU in punting in 1997-98-99, finished with a career average of 39.9
Beau Williams	TE	1998	2L	Primarily a blocking tight end, played a big role on CU's 2001 Big 12 title team
D.J. Hackett	WR	2001	2L	Walked on after CS-Northridge dropped football; led CU in receiving in '03, four-year NFL veteran
Tom Hubbard	FS	2001	2L	Defensive MVP of the 2004 Houston Bowl with two interceptions
Evan Judge	WR	2001	4L	Caught 69 balls for 903 yards to finish in top 20 in receiving yards
John Torp	P	2001	3L	Finished second for the '05 ray Guy Award; set a school records with 205 punts, 65 inside the 20
Paul Creighton	TE	2002	4L	Also saw action at FB, he primarily was a
Greg Pace	SN	2002	4L	Took over all special team snapping chores early as a freshman and handled through senior year
Joel Klatt	QB	2003	3L	Former infielder in Padres organization went on to set 44 CU passing and total offense records
Cody Crawford	WR	2004	3L	Has cracked the school's all-time lists in catches and yards
Jeff Smart	ILB	2005	4L	Earned a scholarship 3 games into the 2007 season, first LB to do so under Cabral; second most tackles by a WO
Scotty McKnight	WR	2006	4L	First freshman wide receiver to ever lead CU in receiving (43-488, 4 TD), approaching top 10 in catches and yards
Aric Goodman	PK	2008	3L	In his first season, he was awarded a scholarship after making the game-winning FG versus West Virginia
Jason Espinoza	WR	2008	2L	Suffered two breaks to his collarbone in '08, playing briefly in-between; co-first team WR in '09
Keenan Stevens	C	2009	2L	Pressed into duty in the season opener due to injury, he soon became a fixture and started 10 games
Travis Sandersfeld	DB (N)	2010	3L	One of the CU's top perennial special teams performers, he emerged as the starting nickel back for 5 games in 2010

2011 TEAM MAKE-UP

The 111 players listed on the roster on September 8 broke down into 28 seniors, 11 juniors, 24 sophomores and 48 freshmen (including 12 redshirt frosh and two transfers). An expanded breakdown:

Lettermen Returning: 49 (21 offense, 25 defense, 3 specialists)

Lettermen Lost: 24 (13 offense, 9 defense, 2 specialists)

Starters Returning (16)—Offense 8: OG Ethan Adkins (20/11), OT David Bakhtiari (11/11), WR Toney Clemons (8/8), TE Ryan Deehan (18/7), QB Tyler Hansen (16/7), OG Ryan Miller (35/12), WR Paul Richardson (4/4), TB Rodney Stewart (17/9). **Defense 8:** DT Curtis Cunningham (24/12), DE Josh Hartigan (9/9), ILB Jon Major (7/7), DT Will Pericak (24/12), SS Anthony Perkins (18/5), FS Ray Polk (15/12), DB Travis Sandersfeld (5/5), SS Terrel Smith (6/6). [Career/2010 starts in parenthesis; calculated by those with six-plus starts in 2010 or by who played the majority of snaps at a position.]

Others Returning With Significant Starting Experience (6; min. 3 career starts)— OLB Tyler Ahles (4/2), TE Matt Bahr (14/3), WR Jason Espinoza (5/2), SS Patrick Mahnke (6/3), ILB Liloa Nobriga (5/5).

Others Returning With Significant Position Game Experience (13; two or fewer career starts)— OG Blake Behrens, DT Nate Bonsu, WR Kyle Cefalo, WR Dustin Ebner, TE Scott Fernandez, CB Jonathan Hawkins, DE Nick Kasa, TB Brian Lockridge, DT Conrad Obi, TE DaVaughn Thornton, DE Chidera Uzo-Diribe, CB Paul Vigo, ILB Derrick Webb.

Starters Lost (7)—Offense 3: C Mike Iltis (15/11), WR Scotty McKnight (33/8), OT Nate Solder (40/12). **Defense 4:** OLB B.J. Beatty (20/10), CB Jalil Brown (28/12), ILB Michael Sipili (19/12), CB Jimmy Smith (27/12).

Others Lost With Significant Starting/Playing Experience (10)— OT Bryce Givens, QB Cody Hawkins, DE Marquez Herrod, WR Will Jefferson, TB Corey Nabors (ST), WR Travon Patterson, C Keenan Stevens, OG Maxwell Tuoti-Mariner, TE Luke Walters, DE Forrest West

Specialists Returning (3)— PK Justin Castor, P Zach Grossnickle, SN Ryan Iverson.

Specialists Lost (2)— PK Aric Goodman, SN Joe Silipo.

Scholarship Players (85)— Seniors 26, Juniors 10, Sophomores 18, Redshirt Freshmen 11, Freshmen 19.

THE AVERAGE BUFF

The 111 players on the 2011 roster (active and inactive, as of September 8) totaled 8,172 inches in height and weighed 24,970 collective pounds, or an average of 6-1½, 224 pounds per player. The 8,319 inches translate roughly into 681 feet or 227 yards, about the average distance of a par-three hole on the PGA Tour, while the weight of 24,970 pounds is roughly the equivalent of 3,000 gallons of water, or the equal to the amount of the water wasted in a calendar year by a leaky faucet that drips at the rate of one drip per second (okay, I had to look that up). Here's a look at position-by-position averages (LW—denotes lettermen):

Position (Seniors)	Players	LW	Height	Weight	Position (Seniors)	Players	LW	Height	Weight
Defensive Backs (4)	23	11	6-0	190	Quarterbacks (1)	6	1	6-3	220
Defensive Linemen (3)	14	7	6-3½	263	Special Teams Snappers (0)	3	1	6-1	232
Fullbacks (2)	3	2	6-0	228	Tailbacks (2)	6	2	5-8	183
Inside Linebackers (1)	6	3	6-1½	215	Tight Ends (2)	7	4	6-3¼	244
Kickers/Punters (1)	5	2	6-1½	189	Wide Receivers (4)	15	5	6-1	191
Offensive Linemen (6)	16	7	6-4½	294	Team (28)	111	49	6-1½	225
Outside Linebackers (2)	7	4	6-2	233					

STAT SHOTS

Here are some interesting statistical bullets about Colorado football:

- ➔ **30+.** In its history, Colorado is **299-15-1** when scoring 30 or more points (the last loss the 36-33 OT setback to Cal), along with records of **211-5** with 35-plus points and **195-4** with 36-plus, **172-3** with 38-plus and **110-1** with 43 or more tallies. The four losses with 35 more points came to Air Force (58-35 in 1968), Oklahoma (82-42 in 1980), Stanford (41-37 in 1993), Toledo (54-38 in 2009) and Kansas (52-45 this year). CU has played **1,156** games in its history, registering point totals of every number between 0 and 70 except 1 (duh!) and 68, and has hit 75 and 109 above that mark.
- ➔ Colorado is **102-68-3** in its last **173** league games, and has the 17th fewest conference losses in the nation since 1989 for schools that have been league members for that time period. Within this record is a 25-game span in which CU did not lose a conference game, the fourth longest streak all-time in the Big Eight (1958-1995). Colorado was 23-0-2 during that run.
- ➔ Colorado has scored 30 or more points in **117** of its last **276** games, posting a **106-10-1** record; the Buffs have scored at least three touchdowns in **184** of these games dating to the start of 1989; in this time frame, CU is **22-67-2** when held to two or fewer touchdowns.
- ➔ Since the middle of the 1998 season, the Buffalo "D" has rose to the occasion when the opponent has started a drive inside CU territory. Going back to the last six games in 1998 to the present, CU has allowed just **136** touchdowns out of **322** drives started on the CU side of the 50 (and just **196** scores overall, meaning **123** non-scores). Over the last seven-plus seasons, CU's allowed just **155** scores (108 TD/47 FG) in **239** drives started from the 50 on into CU territory (11 scores out of 13 times in 2010, but just 8 TDs).
- ➔ CU has topped 400 yards of total offense in **59** of its last **173** contests (once so far in 2011), as CU has made a decent habit of it since the start of the 1993 season. In **227** games in this span, CU has gained 400 or more yards **95** times (42 percent). The Buffaloes also have topped the 500-plus yard mark in **44** of the **227** games since the '93 season opener (20%)... and note that CU has played **87** ranked teams in this span.
- ➔ For years, the mark of a strong CU team was that the Buffaloes routinely averaged six or more yards on first down. The last time the Buffs averaged six or more for a season was in 2001, their Big 12 Championship year. Colorado did it six times between 1989 and 1997, including a team record best of **7.2** in both 1989 and 1994.
 - ➔ In the Hawkins Era, CU averaged **5.5** per first down play in 2006, followed by **5.3** (2007), **4.4** (2008 and 2009) and **4.5** in 2010. Since 1966, CU has averaged less than 4.3 just six times (last in 1984) and less than 4.1 just once—3.5 in 1979.
 - ➔ In 2011, the Buffs have improved a bit, averaging **4.8** yards on first down through seven games. Against CSU, the Buffs averaged **7.2** yards a crack on first down, their best since a **7.2** average against Nebraska in the 2008 finale.
- ➔ Dating back to the fifth game of the 1999 season, an OT win over Missouri, the Buffs have **47** scores by return, or non-offensive scores, in the last **153** games (one in 2010, with season highs of eight in 1999 and 2002). Since the '95 opener and including postseason, CU has **68** scores by return in **202** games (61 regular season, seven bowl).
- ➔ **200/200.** Colorado has accomplished the 200 "double-double," that is 200 yards both rushing and passing **15** times in the last **152** games (and **36** times in the last **225**, dating to 1993). CU averaged over 200 in each for the season in both 1993 and 1994 (the first times ever at CU), as well as in 2001 (228.5/205.9). The Buffs are **36-2** since 1989 when they have reached the 200 plateaus in both. *Prior to '93, CU had accomplished the feat only 19 times in its first 929 games in its history.*
- ➔ **Grass.** Colorado is **74-65-1** in its last **140** games on grass, dating back to the 1985 season (**70-59** in the last **129**, including a **43-32** mark at home since Folsom Field converted back to grass in 1999).
- ➔ **Artificial Turf.** Colorado is **92-47-3** in its last **142** games on non-grass fields dating back to 1989, including a **59-34-3** mark in conference games. CU was 0-3 on the fake stuff in 2010 and is 0-3 thus far in 2011.
- ➔ The Buffs have been a bit of an enigma on **third down** defensively dating back to 2003. That year, while opponents converted at an ordinary 34.6 percent clip (56-of-162), it's what they accomplished on the ones they made, gaining 966 yards on those 56 makes, or an average of **17.3** per play; otherwise, CU allowed just 61 yards on the other 106 plays, or just 0.6 per. In 2004, opponents were 92-of-205 (44.9%), but gained 1,300 yards on the 92 conversions (**14.1** per). In 2005, that number was down a bit to **10.2** on the 73 conversions, but jumped to **12.0** in 2006 (**1,022** yards on the **85** conversions). In '07, as opponents had **838** yards on 60 makes (**14.0** per), and just 130 on 113 misses (1.1). In '08, opponents had **643** yards on its' 66 makes (**9.7** per), and just 78 on the 102 misses (**0.8**). In 2009, opponents had **913** yards on its' 58 makes (**15.7** per), and just **15** on the **112** misses (**0.1**). In 2010, the foe had 66 makes, gaining **814** yards (12.3 per) conversion; it had 7 yards on the other 95 tries (**0.07**).
 - ➔ So far in '11, opponents have gained **589** yards on 45 makes (**13.1** per), with six touchdowns (that have averaged **15.8** yards per) and just **75** on the 43 misses (**1.7**).
- ➔ **No Turns Or Sacks.** Dating back to 1972, Colorado is **14-1** in games when not allowing a sack or committing a turnover, losing for the first time against Cal this season (36-33 in OT). The previous last two occurrences of this were in 2007—twice, in the 65-51 throttling of Nebraska and in the 31-26 win at Texas Tech. In these 15 games, the Buffs have outscored the opponent by **633-320**, with only four games decided by less than 17 points (this year, a 21-16 win at Iowa State in 1993 and the two 2007 games).
- ➔ In 2009, one of the most all-time perplexing stats to *never* come across these pages showed that the Buff defense was likely to shut you down four times in five. But that fifth time was one of the reasons CU went 3-9: example—Missouri gained 341 yards on 19 plays, and had 59 yards on its other 56. That was practically the case for every game in 2009: on the season, the opponent picked up 3,027 of its 4,356 yards on 142 plays, averaging 21.3 yards for those plays; the other 663 plays netted 1,329, or 2.00 per try; it all added up to 17.6 percent of opponent plays gaining 69 percent of the yardage.
 - ➔ As Lee Corso would say, in 2010, not so fast, my friend; CU allowed 50 plays over 20 yards, totaling **1,633** yards; basically 6.2 percent of the plays producing 34 percent of the yards.
 - ➔ In 2011, opponents have **38** plays of 20-plus yards that have collectively gained **1,057** yards (**27.8** per); the other **427** have gained **1,805** (4.2).
- ➔ Colorado has had slow starts in all seven games in 2011; the Buffs are being outscored **61-13** in the first quarter (and **85-30** in the first 22:30, or quarters-in-a-half). Opponents have a hefty **812-327** edge in first quarter offense (and **1,082-472** in the first quarter-and-a-half).
- ➔ Colorado rarely folds when the opponent is faced with a 3rd-and-20 or longer. Since Miami, Fla., converted on a 3rd-and-20 in its 35-29 win in Boulder in 1993, opponents are just **5-of-102** on 3rd-and-20 or more (1-of last-1; Stanford converted on a 3rd-&-26 in 2011). The Buff defense had stopped the opponent 51 straight times until UCLA converted a 3rd-and-30 in 2003, and then 30 straight times before KU made good in '09 (and 11 before Stanford and Andrew Luck did it). The CU offense is **9-of-101** when it's faced with 3rd-and-20 plus in the same span.
- ➔ Dating back to 1993, CU has scored in **644** of **932** quarters (69%). Those numbers include **21** of **28** quarters in 2011.

2011 ANNIVERSARIES

The annual listing of what happened years ago, or anniversaries of 5, 10 and 25-year increments:

- 1891** (Nov. 26) After going 0-4 in its first season of intercollegiate football the previous year, and dropping the first four games in '91, Colorado earns its first-ever win in the sport with a 24-4 win on the road against the Colorado Springs Athletic Association.
- 1896** Colorado records its first undefeated season with a 5-0-0 mark, outscoring the five opponents 161-6.
- 1901** After a one-year absence, Fred Folsom returns for his second of three stints as CU head coach, piloting the Buffs to a 5-1-1 mark.
- 1906** Colorado posts perhaps its weirdest record in its football history: 2-3-4, the four ties all of the scoreless variety. CU scored just 28 points but allowed only 32.
- 1911** The 100th anniversary of the third of three 6-0 teams in a row while establishing the school's all-time winning streak of 21 games between 1908 and 1912. Colorado outscores the six opponents 88-5, allowing one field goal on defense and a safety for the only points.
- 1916** The first year of the post-Fred Folsom Era, as CU's legendary coach retired following the 1915 season; Bob Evans takes over but the Silver & Gold go 1-5-1.
- 1921** (Oct. 29) CU travels its furthest east for a football game, some 926 miles, but lose 35-0 at the University of Chicago, then a powerhouse in college football; the only longer trip at the time in program history was a 1915 game against Washington in Seattle, 999 miles from the CU campus. Trains took CU to both locales.
- 1926** CU opens the year with four straight home games, only done three times since (1937, 1943 and 1978 – in all of which the first five were at Folsom Field).
- 1931** (Nov. 26) Colorado defeats Arizona in Tucson, 27-7, on Thanksgiving, the last time (and of three total) Thanksgiving Day games CU has played out of the state.
- 1936** (Nov. 7) **Byron White** sets a school record by scoring 25 points (4 TD, 1 PAT) in a 31-7 win at Utah. White sets up his All-America season the following year by rushing for 643 yards with 1,339 all-purpose yards and 10 touchdowns.
- 1946** Jim Yeager reassumes head coaching position after serving in World War II for two years. An Oct. 12 win at Wyoming (20-0) was played in a blizzard.
- 1951** (Nov. 17) Colorado drills Nebraska in Lincoln, 36-14, in the program's first-ever televised game. **Bill Stern** (play-by-play) and **Ray Michael** (commentary) call the game, produced independently and aired regionally on NBC.
- 1956** (Nov. 4) After giving Oklahoma fits most of the decade, the Sooners roll into Boulder ranked No. 1 in the nation, CU's first-ever against the No. 1 team, and it appears the Buffaloes might finally break through. CU builds a 19-6 halftime lead, only to see OU rally with 21 second half points for a 27-19 win. The Buffs go on to finish 4-1-1 in the Big 7, earning the invitation to the Orange Bowl where CU beat Clemson, 27-21, for the first bowl win in school history.
- 1961** Colorado won its first Big 8 Conference championship, its first league title since 1942 (when it shared the Mountain States crown). The two biggest wins were a 20-19 win over Kansas (after trailing 19-0 early in the fourth quarter), and a 7-6 win over No. 10 Missouri. A 7-0 win at Nebraska remains to this day one of the school's all-time defensive gems: the Buffs held Nebraska to 31 total yards and zero first downs. CU reached No. 6 in the polls but lost to No. 4 LSU in the Orange Bowl, 25-7. **Joe Romig** is named an All-American for the second straight year and earns the Rhodes Scholarship.
- 1966** Colorado finished second in the Big 8 Conference race with a 5-2 mark (7-3 overall), the two league setbacks by a combined three points, 11-10 at Oklahoma State and 21-19 against Nebraska. After losing 24-3 to open the season at No. 20 Miami, the Buffaloes bounce back and win at No. 10 Baylor, 13-7, in a game where CU was on a mission to win after its black players were subject to racist taunts, including on a pregame radio show piped into the team lockerroom.
- 1971** Artificial surfacing makes its debut in Boulder on Sept. 18 versus Wyoming, as an AstroTurf carpet blanketed Folsom Field; fittingly, it snowed two feet that day and likely prevented cancellation of the game. CU's stunning road upsets of No. 9 Louisiana State and No. 6 Ohio State paved the way for a 10-2 season, as the Big 8 owned the top three spots in the final Associated Press poll after the bowls. With Nebraska (#1), Oklahoma (#2) and Colorado (#3), it was the first and to date only time in history one conference has occupied all top three positions at the end of the year. **Charlie Davis** rushes for a then-record 1,386 yards for the season, including a still-record 342 against Oklahoma State on Nov. 13, while **Cliff Branch** returns an NCAA record four punts for touchdowns. CU caps its first 10-win season with a 29-17 win over No. 15 Houston in the Astro-Bluebonnet Bowl.
- 1976** Colorado won its second Big 8 Conference title with a 5-2 league record; the Buffs were tied with Oklahoma and Oklahoma State, but CU earned the title via tiebreaker by virtue of its wins over the Sooners (42-31) and Cowboys (20-10). Nine players off the '76 team would be selected in the following spring's NFL Draft, including five in the second round in an 18-pick span between Nos. 35 and 52.
- 1981** The Buffs were 3-8, winning their season opener (45-27 over Texas Tech), homecoming (11-10 over Oklahoma State) and season finale (24-21 against Kansas State). Coach Chuck Fairbanks would resign the following June 1 to take a similar job with the New Jersey Generals of the fledgling USFL.
- 1986** Fresh off a season where CU won the NCAA Most Improved Team Award (+5½ games over a 1-10 record in 1984), the Buffaloes open up a disappointing 0-4, the last three of those losses by a combined eight points. CU rallies to win its next five, including a 20-10 win over No. 3 Nebraska which many refer to as the "Turning Point" in the Coach Bill McCartney Era. That run set up a battle for first place in the Big 8 and the Orange Bowl berth that went with it against Oklahoma on Nov. 15. But the Sooners end the dream with a 28-0 win in Boulder, in a game where OU did not attempt a single pass.
- 1991** Colorado ties for a third straight Big 8 title with a 6-0-1 mark, as a Nov. 2 tie with Nebraska (19-19) ends a 19-game winning streak in conference play, dating back to the '88 finale. **Lamont Warren** rushes for 830 yards, to this day a single-season best by a CU freshman, and in one of the most daring personnel moves since the days of platoon football, coach **Bill McCartney** plays his starting quarterback, senior **Darian Hagan**, as the team's top punt returner so he can better showcase his talents for professional football.
- 1996** A 33-21 win over Washington gives CU a 10-2 record, its third consecutive 10-win season for the first time in school history. It was also the inaugural season of the Big 12 Conference, and Colorado won its first league game, 24-10, at Texas A&M in a game where the Buffs had the quickest score from scrimmage in their history: after **Ryan Sutter** recovered an A&M fumble on the opening kickoff, **Rae Carruth** scored on a 28-yard end around just 13 seconds into the game. **Koy Detmer** set a school record with 3,156 passing yards, and the 20-4 start over his first two seasons as a college coach by **Rick Neuheisel** ranks as one of the top 5 all-time in NCAA history.
- 2001** A Sept. 15 game at Washington State was cancelled due to the Sept. 11 terrorist attacks on the east coast. CU plays in its first Big 12 Championship game and wins the title with a 39-37 win over Texas in basically a road win at Irving; a 62-36 win over Nebraska the previous week gave the Buffs their first North Division title, as **Chris Brown** rushed for 198 yards and a school-record six touchdowns. **Daniel Graham** wins the John Mackey Award as the nation's top tight end, and is named the school's sixth unanimous All-American. No. 2 Colorado plays in its first (and only) BCS game, but loses to No. 3 Oregon 38-16 in the Fiesta Bowl.
- 2006** **Dan Hawkins** named 23rd full-time head coach at Colorado; **PK Mason Crosby** repeated as first-team All-American, as he was the first placekicker at CU to earn the honor even one time.

BUFFS AGAINST THE BEST

Here's a look at how CU has fared all-time against nationally ranked teams (*Associated Press* poll):

Games	All-Time Record	1989-2011 Record	Jon Embree Record	Coach With The Most Wins
versus Top 5.....	12-50-2	8-17-1	0-0	5 / Bill McCartney
versus Top 10.....	25-86-3	14-31-2	0-1	8 / Eddie Crowder & Bill McCartney
versus Top 15.....	37-110-3	20-43-2	0-1	10 / Bill McCartney
versus Top 25.....	69-143-3	43-63-2	0-1	20 / Bill McCartney

CU played 21 ranked non-conference opponents (including bowls) as a member of the Big 12, going 9-12, the most wins over non-Big 12 ranked foes in that period of the conference; Nebraska was next in both games (15) and wins (8), followed by Texas (13, 7). Now in the Pac-12, the Buffaloes are now among similar company when it comes to scheduling, as the Big 12 had a reputation for usually going the cupcake route in non-conference play (sans Oklahoma).

CU FOOTBALL STILL SECOND MOST POPULAR PER-GAME SELL IN STATE

The final home attendance figure for 2010 was 281,182, an average of 46,863 per game, marking the 16th straight season that Colorado football was the second largest draw per game in the state behind the NFL Denver Broncos (and the 34th time in the last 36 years). The fledgling Colorado Rockies took over the second spot the two years they played at old Mile High Stadium, averaging in the mid-to-upper 50s in 1993 and 1994. The Broncos wrestled the state's top spot away from the Buffs permanently in 1975 after first doing so in 1969, with six years of see-sawing in-between (CU had been the state attendance leader since Folsom Field was built in 1924). CU continues to have the second largest public and overall season ticket base in the state (final numbers will be around 25,000 public and 37,000 overall when adding in student holders, as those tickets are purchased, just at a discounted rate).

WHO'S GONNA GET IT? PERICAK, THAT'S WHO

Against Cal, junior **DT Will Pericak** became the first Buffalo to block an extra point since **James Garee** batted one away against Clemson in the 2005 Champs Sports Bowl. Overall, opponents had made **158** in a row (**155** regular season), with the last miss coming on a wide kick by Baylor in 2007; but the enemy had tried **199** PAT kicks without a Buff breaking through to reject one. In general, opponents have been almost automatic when lining up for a placement kick against CU, also making **76-of-94** field goals (80.9%) since late in the '07 season.

SEASON TICKET UPDATE

It appears CU's move to the Pac-12 Conference was a grand success on the season ticket front: CU sold **24,471** tickets, some **4,833** more than last year's final count of 19,638. CU's move to the Pac-12 obviously along with the coaching change are the two biggest factors in what is now the third largest increase from one season to the next in the number of season tickets in CU history: the largest bump was 10,885 tickets from 1971 (17,104) to 1972 (27,989), followed by 6,963 from 1989 (19,368) to 1990 (26,331). But in both those instances, CU was coming off one of its best seasons in history, finishing No. 3 in the nation in '71 and the 11-0 regular season run and national championship ramifications in '89. Dating back to 1970 when data is available, CU has had a losing record and increased its season ticket numbers the following year just three times: in 1974 (29,260, or 1,264 more than in '73), in 2007 (21,203, or 753 up over '06) and in 2008 (22,603, a 1,400 increase over '07), with that 1,400 the previous highest gain after a losing season until this year's number has more than tripled it (*and remember, the '07 team only had a losing record because of a 30-24 loss to Alabama in the Independence Bowl*). So this is definitely new territory.

SINGLE GAME/STUDENT SALES ... Single game tickets went on public sale August 1 for all five of CU's home games and the Colorado State game in Denver, and sales for those were steady; less than 6,000 tickets remain for the Oregon and USC games. CU ticket manager **Will Simpson** also reported that **10,833** student season tickets were sold (out of a 12,000 allotment), and those are still on sale on a prorated basis through the WSU game.

GIMME FIVE

Senior OG **Ryan Miller** will letter for the fifth time this fall (all seniors automatically letter), thus he will join a very exclusive group at Colorado (and likely in college football in general). He missed the last eight games of the 2008 season with a broken fibula, but still played in four contests and more than enough plays to letter. He thus will be come just the ninth out of 1,892 lettermen to earn five letters in a CU uniform, the first since TB Bobby Purify earned his fifth in 2004; Purify had been the first to do it since 1908. He gained a fifth year after an ankle injury sidelined him for the bulk of the 2003 season.

Player	Pos.	Years	Player	Pos.	Years	Player	Pos.	Years
Bill Arnett	T	1892-93-94-95-98	O.S. Fowler	G	1899-1900-01-02-03	Ryan Miller	OG	2007-08-09-10-11
Harry Chase	HB	1894-95-96-97-98	Harry Gamble	E-FB	1891-92-93-94-95-96	Bobby Purify	TB	2000-01-02-03-04
Clare Coffin	T	1904-05-06-07-08	Harry Lawton	E	1890-91-92-93-94	Bob Schaefer	C	1892-93-94-96-97

CU-SOUTHERN CALIFORNIA GAME ONE OF 20 SET FOR ESPN "3D"

CU's home game against Southern California on Friday, Nov. 4, will be televised nationally on ESPN; that was announced months ago. But in early August, the game was also one of 20 ESPN broadcasts this fall to be earmarked for broadcast by ESPN 3D. The newest technology in television, it requires its own broadcast setup and has its own production and set of announcers. The game will kickoff shortly after 7 p.m.

COLORADO BY THE NUMBERS ALL-TIME HISTORIC

- 5** The number of CU players enshrined in the College Football Hall of Fame (White, Romig, D. Anderson, B. Anderson, Williams)
- 14-1** Colorado's record in games since 1972 when not committing a turnover or allowing a quarterback sack.
- 16** The number of career interceptions by CU's all-time leader, **S John Stearns** (1970-72).
- 23-8** Colorado's record in games in its history when it has had a 100-yard rusher and a 100-yard receiver in the same game.
- 24** The number of national championships CU has won in its athletic history: 18 skiing, 5 cross country (3 men's/2 women's), 1 football.
- 30** The number of tackles by **LB Jeff Geiser** against Kansas State on Nov. 24, 1973, CU's single game record (5 solo, 25 assists).
- 35** The number of career quarterback sacks by CU's all-time leader, **OLB Alfred Williams** (1987-90).
- 41-29** Colorado's all-time record in games decided by one (26-17) or two (15-12) points.
- 60** The length of the school record field goal **PK Mason Crosby** made against Iowa State in 2004.
- 62-36** The final score of CU's 2001 win over BCS No. 1 Nebraska, which earned the Buffs the Big 12 North title.
- 64** The length of the pass from **QB Kordell Stewart** to **WR Michael Westbrook** (via **WR Blake Anderson** tip), known as "The Catch" at Michigan.
- 66** The number of wins Colorado has over teams ranked in the Associated Press weekly polls (23rd most all-time; **43** since 1989, 12th most).
- 67** The length of **TB Charlie Davis'** TD run against Oklahoma State on Nov. 13, 1971, one that put him over the 1,000-yard mark for the season.
- 67** The length of **TB Rashaan Salaam's** TD run against Iowa State on Nov. 19, 1994, one that put him over the 2,000-yard mark for the season.
- 72** The number of yards that 64-yard pass was in the air, thrown from the CU 32 to four yards deep in the end zone to rally CU to a 27-26 win.
- 78-15-4** Colorado's record in games from 1989-96, the nation's fourth best overall record in the nation during that time frame.
- 93** The number of wins by Bill McCartney, CU's all-time winningest coach (93-55-5, 1982-94).
- 185** The number of national or regional regular season games CU has had on television since 1990, one of the top 10 figures in the nation.
- 198, 6** The number of rushing yards and touchdowns, respectively, by **TB Chris Brown** against Nebraska on Nov. 23, 2001 in CU's 62-36 win.
- 211-5** Colorado's all-time record in games when it has scored 35 or more points (**299-15-1** with 30 or more points, with **110-1** with 43 or more).
- 215** The number of career receptions by CU's all-time reception leader, **WR Scotty McKnight** (2007-10).
- 222** The number of receiving yards by **WR Walter Stanley** (vs. Texas Tech, Sept. 12, 1981) and by **WR Rae Carruth** (at Missouri, Nov. 2, 1996), as the two share CU's single-game receiving yards record.
- 225** The number of players from CU who have played in the National Football League, a top 20 figure nationally.
- 242** The number of consecutive games Colorado scored in between 1988 and 2008, the ninth-longest all-time in Division I football.
- 293** The number of times Colorado has been ranked in the Associated Press weekly poll (23rd most all-time).
- 296** The number of wins Colorado has at Folsom Field since it opened on Oct. 1, 1924 (296-146-10).
- 307** The number of career points by CU's all-time scoring leader, **PK Mason Crosby** (2003-06).
- 342** The number of rushing yards by **TB Charlie Davis** against Oklahoma State on Nov. 13, 1971, CU's single-game rushing record.
- 362** The number of all-purpose yards by **TB Rashaan Salaam** at Texas on Oct. 1, 1994, CU's single-game record (317 rushing, 45 receiving).
- 465** The number of passing yards by **QB Mike Moschetti** against San Jose State on Sept. 11, 1999, CU's single-game passing record.
- 475** The number of games long-time announcer **Larry Zimmer** has called on the radio for the Buffaloes, the most by anyone in CU history.
- 493** The number of career tackles by CU's all-time leading tackler, **ILB Barry Remington** (1982-86).
- 533** The number of passing yards against Northeast Louisiana on Sept. 16, 1995, CU's single-game record.
- 551** The number of rushing yards at Arizona on Oct. 11, 1958, CU's single-game record.
- 672** The number of wins Colorado has in its history (17th most all-time).
- 767** The number of yards of total offense against San Jose State on Sept. 11, 1999, CU's single-game record.
- 1,149** The number of receiving yards by **WR Charles Johnson** in 1992, CU's single-season record.
- 1,156** The number of games Colorado has played in its history (122nd season of intercollegiate football).
- 2,055** The number of rushing yards **TB Rashaan Salaam** had in 1994 (the fourth at the time with a 2,000-yard season), on his way to the Heisman.
- 2,548** The number of career yards by CU's all-time receiving leader, **WR Michael Westbrook** (1991-94).
- 3,156** The number of passing yards by **QB Koy Detmer** in 1996, CU's single-season record.
- 3,940** The number of career yards by CU's all-time rushing leader, **TB Eric Bienenmy** (1987-90).
- 5,345** The elevation in feet of CU's Folsom Field (field level), the third highest stadium elevation in the FBS (behind Wyoming and Air Force).
- 7,409** The number of career yards by CU's all-time passing leader, **QB Cody Hawkins** (2007-10).
- 7,770** The number of career yards by CU's all-time total offense leader, **QB Kordell Stewart** (1991-94).

MONTHLY TAB

Dating back to 1989, Colorado is **51-40-2** in its last **93** October games ... the Buffs are **52-30** in their last **82** September games, a pretty decent record considering the quality of non-conference schedule CU annually plays. CU is **54-30-1** in its last **85** November games (**48-18** against all-comers aside from Nebraska, going 6-12-1 against NU in turkey month). CU is **5-7** in December games since 1993, including bowls, and is **4-2-1** in August games in its history.

STREAKING

Colorado has active multiple win streaks going against 11 Division I-A schools. The list: **5**—Air Force; **4**—San Jose State; **3**—Minnesota, Utah State, Wyoming; **2**—Colorado State, Iowa, Louisiana-Monroe, Notre Dame, Oregon State and UCLA. CU's longest current losing streaks are to Southern Cal, Missouri and Texas (5), followed by LSU and Ohio State (4) and then California, Florida State, Michigan State, Nebraska, Stanford and Washington (3 each).

PAC-12 BOWL AGREEMENTS

Colorado is looking at a different road when it comes to bowl games with it now being a member of the Pac-12 Conference, with a much more western flavor. Here's the conference's lineup for the 2011 bowl season:

- # 1 Rose Bowl (Jan. 2) and/or BCS National Championship (Jan. 9)
- # 2 Valero Alamo (Dec. 29 vs. Big 12)
- # 3 Bridgepoint Education Holiday (Dec. 28 vs. Big 12)
- # 4 Sun (Dec. 31 vs. ACC)

- # 5 Las Vegas (Dec. 22 vs. Mountain West)
- # 6 Kraft Fight Hunger (Dec. 31 vs. Army or At-Large)
- # 7 New Mexico Bowl (Dec. 17 vs. Mountain West)

OVERTIME

Colorado is 5-5 all-time in overtime games; the Buffs became the 84th team in Division I-A to play an overtime game when it played its first ever extra session affair against Missouri in 1999. Here's a chart summarizing the Buffs in overtime (*—denotes in Denver):

Date	Opponent	Score	Regulation	Coin Toss	Choice	----Total Yards----		Notes
						Offense	Defense	
10-09-99	MISSOURI	W 46-39	39-39	Missouri	Defense	25	13	Ends with Kelly INT
11-26-99	NEBRASKA	L 30-33	27-27	Nebraska	Defense	9	25	CU trailed 27-3 early in 4th
11-09-02	at Missouri	W 42-35	35-35	Missouri	Defense	25	18	Ends with Mossoni FR
12-28-02	Wisconsin	L 28-31	28-28	Wisconsin	Defense	-2	5	Alamo Bowl
10-11-03	KANSAS	W 50-47	44-44	Colorado	Defense	25	7	Calhoun 3-25 rushing in OT
10-23-04	at Texas A & M	L 26-29	26-26	Colorado	Defense	14	33	First CU turnover in OT ends it
10-07-06	BAYLOR	L 31-34 (3 OT)	17-17	Colorado	Defense	42	72	Ends in 3OT on Baylor INT
9-01-07	*Colorado State	W 31-28	28-28	Colorado	Defense	7	16	Eberhart kicks GWFG after Wheatley INT
9-18-08	WEST VIRGINIA	W 17-14	14-14	Colorado	Defense	18	19	Goodman kicks GWFG after WVU miss
9-10-11	CALIFORNIA	L 33-36	30-30	California	Defense	20	45	CU drives to CA4 but drive stalled

RANKED "UNDEFEATEDS" FALL AT FOLSOM

Eleven ranked, undefeated teams have lost their "0" in the loss column at Folsom Field since 1989. The last was Kansas this year, as the Jayhawks (5-0) hit town ranked No. 17 and lost 34-30. In 2007, Oklahoma (4-0) rolled in ranked No. 3 and left with a 27-24 setback; in 2002, Kansas State came to Boulder ranked No. 13 at 4-0 and lost, 35-31. Two bit the dust in 2001: Nebraska (11-0, No. 1 in the BCS and No. 2 in the polls) dropped a 62-36 game to the Buffs, as did Texas A & M (5-0, No. 20), 31-21. In 1998, No. 22 Texas Tech (6-0) fell to CU 19-17; in 1995, No. 3 Texas A&M (2-0) lost, 29-21; in 1994, No. 10 Wisconsin (2-0) was crushed, 55-17; and in 1990, No. 12 Washington (3-0) left a 20-14 loser. In 1989, No. 10 Illinois (2-0) lost 38-7 and No. 3 Nebraska (8-0) fell, 27-21.

THE BUFFS & COLLEGE FOOTBALL HARDWARE

Colorado is in an elite group when it comes to claiming college football's prestigious trophies dating back to the 1990 season. A proliferation of awards has emerged since the late 1980s, and the Buffs are near the top of the list when it comes to collecting these statues. CU has had seven different players win nine trophies over the last 20 seasons, which is the 12th most nationally when it comes to trophies. But when it comes to different players who have been honored, only Ohio State (12), Oklahoma (10), Miami, Fla. (9), Nebraska (9), Texas (9), Florida (8) and Florida State (8) top the Buffs' seven. The postseason "hardware" includes the Heisman Trophy and the Lombardi, Maxwell, Walter Camp, Butkus, Thorpe, O'Brien, Unitas, Groza, Biletnikoff, Doak Walker, Nagurski, Bednarik, Mackey, Tatupu (defunct), Ray Guy, Rimington, Lott and Hendricks (on-field player awards only—for example, if the Draddy was included, CU would have one more on each list; so players only, no coaches, and no Disney Spirit, Orange Bowl Courage and ARA Sportsmanship awards). The list of schools that have had winners between 1990 and 2010 (players only; LSU and Michigan players split the 2004 Rimington Award and thus were both compensated for in the trophy count):

School	Players	Trophies	School	Players	Trophies	School	Players	Trophies	School	Players	Trophies	School	Players	Trophies
Ohio State	12	21	Georgia	4	7	Arizona State	2	4	Oregon State	2	2	Louisiana Tech	1	1
Texas	9	20	Iowa	6	6	Northwestern	1	4	Stanford	2	2	Marshall	1	1
Oklahoma	10	17	Arizona	5	6	Georgia Tech	3	3	Virginia	2	2	Michigan State	1	1
Miami, Fla.	9	17	Notre Dame	5	6	Kansas State	3	3	Wake Forest	2	2	N.C. State	1	1
Florida State	8	16	Auburn	3	6	Oklahoma State	3	3	Baylor	1	2	Oregon	1	1
Florida	8	15	Texas Tech	5	5	Purdue	3	3	Clemson	1	2	Rutgers	1	1
Nebraska	9	14	UCLA	5	5	Texas A&M	3	3	Maryland	1	2	Tulane	1	1
Michigan	7	14	TCU	4	5	Pittsburgh	2	3	North Carolina	1	2	Washington State	1	1
Penn State	7	13	Arkansas	3	5	Virginia Tech	2	3	Boston College	1	1	West Virginia	1	1
USC	6	11	Tennessee	3	5	Washington	2	3	Cincinnati	1	1	Wyoming	1	1
Wisconsin	7	10	Brigham Young	2	5	California	2	2	Colorado State	1	1			
COLORADO	7	9	Louisville	3	4	Illinois	2	2	Fresno State	1	1			
Louisiana State	4	8	Minnesota	3	4	Memphis	2	2	Hawai'i	1	1			
Alabama	7	7	Mississippi	3	4	Missouri	2	2	Kentucky	1	1			

INSIDE-THE-POLL NUMBERS

Colorado has been ranked 12 times in the last 23 seasons in the *Associated Press* preseason football poll (just missing three of those 11 occasions, No. 27 in 2001 and No. 32 in both 2003 and 2005). CU had appeared in every AP preseason ballot between 1989 and 1997, ranked in the top 15 each year, before not gaining mention in the '98 poll following a 5-6 season. The Buffs reappeared in the '99 poll at No. 15, and rose to No. 14 prior to the season-opening loss to CSU. Only CU, Florida, Florida State, Michigan and Nebraska have been ranked 15th or higher at least 11 times in these 15 years, and CU is one of only 18 teams to be ranked in as many as 12 of the last 22 preseason polls. **Number of times ranked in the *Associated Press* Preseason Poll, 1989-2011:** Ohio State 23, Florida State 22, Florida 20, Michigan 19, Nebraska 19, Oklahoma 19, Tennessee 19, Miami, Fla. 18, Penn State 18, Texas 18, Alabama 16, Auburn 16, Notre Dame 16, Georgia 15, LSU 15, Virginia Tech 15, Oregon 13, **Colorado 12.**

COLORADO'S TOP PRESEASON RANKINGS (AP & Coaches polls, only)**ASSOCIATED PRESS**

Season	Rank	Record	Finish
1972	No. 2	8-4-0	No. 16
1990	No. 5	11-1-1	No. 1
1996	No. 5	10-2-0	No. 8
2002	No. 7	9-5-0	No. 20
1994	No. 8	11-1-0	No. 3
1997	No. 8	5-6-0	NR
1967	No. 10	9-2-0	No. 14

COACHES (UPI, USA Today/CNN, ESPN)

Season	Rank	Record	Finish
1972	No. 2	8-4-0	No. 14
1990	No. 5	11-1-1	No. 2
1996	No. 5	10-2-0	No. 8
2002	No. 6	9-5-0	No. 21
1994	No. 7	11-1-0	No. 3
1997	No. 7	5-6-0	NR
1991	No. 10	8-3-1	No. 20

Associated Press Poll

MOST TOP 5 FINISHES (1989-2010): Florida St. 12, Miami 8, Ohio State 8, USC 7, Texas 6, Florida 5, Nebraska 5, Oklahoma 5, **COLORADO 4**, Alabama 4, Tennessee 4, Notre Dame 3

MOST TOP 10 FINISHES (1989-2010): Florida 13, Florida St. 12, Ohio State 10, Alabama 9, Miami 9, Michigan 9, Nebraska 8, Oklahoma 8, Tennessee 8, USC 8, Virginia Tech 7, Texas 7, Penn State 7, **COLORADO 6**, LSU 6, Notre Dame 5

A LONG, LONG STAY

Colorado was one of only two teams to be ranked in every poll (both the *Associated Press* and Coaches, be it UPI or USA Today/CNN-ESPN) from the 1989 preseason through Oct. 4, 1997 (143 AP polls, 138 coaches). Only Nebraska could also make that claim (CU was second only to the Huskers, as Nebraska had been ranked in 265 straight polls when CU hit the 143 mark). The 143 consecutive polls still ranks as the eighth longest all-time in college football history. In this span, NU held the top spot 16 times and CU seven, with NU winning two national titles and Colorado one.

Associated Press Poll / All-Time Appearances (1936-2010; out of 1,021 polls)

1. Ohio State 785; 2. Michigan 761; 3. Notre Dame 712; 4. Oklahoma 704; 5. USC 696; 6. Texas 679; 7. Nebraska 670; 8. Alabama 661; 9. Penn State 583; 10. Tennessee 564; 11. Florida 525; 12. LSU 499; 13. Auburn 496; 14. Georgia 482; 15. UCLA 478; 16. Florida State 463; 17. Miami, Fla. 450; 18. Arkansas 391; 19. Washington 389; 20. Texas A&M 372; 21. Michigan State 316; 22. Clemson 312; 23. Iowa 297; **24. Colorado 293**; 25. Pittsburgh 292; 26. Georgia Tech 288; 27. Wisconsin 281; 28. Virginia Tech 251; 29. Arizona State 246; 30. West Virginia 245.

...AND THE RETURN

CU was out of the polls for an 11-week period once departing after 143 weeks ('97-'98), but came back with a vengeance. When Colorado reappeared in both the AP and USAT/ESPN polls at No. 16 on Sept. 6, 1998 it marked the third highest debut in a poll since the AP ballot expanded to 25 teams in 1989. CU went from receiving votes to No. 16, the second highest CU has ever debuted after not being ranked in the preseason; back in 1971, the Buffs went into Baton Rouge and defeated No. 9 LSU, 31-21. CU appeared at No. 8 in the UPI-Coaches poll and at No. 12 on the AP ballot.

18 OUT OF 22

Colorado defeated at least one top 25 team for 12 consecutive seasons between 1988 and 1999, behind only Florida State for the latter half of the span. Colorado didn't go down easy when the streak ended in 2000, losing to five ranked teams by a combined 45 points (3, 3, 23, 14 and 2). The Buffs started a new streak in 2001, doing so with purpose as they tied the school record for most ranked teams defeated in a single season with five. CU then defeated two ranked teams in both 2002 and 2003 to make it 15 out of 16 years with at least one win over a ranked opponent, but the smaller run ended as the Buffs went 0-4 in both 2004 and 2005 and 0-5 in 2006. CU snapped that streak with a 27-24 win over No. 3 Oklahoma in 2007, and with the 17-14 overtime win over No. 21 West Virginia in 2008 and the 34-30 verdict over No. 17 Kansas in 2009, it's now **18 out of 22** years defeating at least one ranked program. CU defeated at least three ranked teams in six of those 12 years, including five twice (1990, 1995). The Buffs have defeated at least two in nine of the last 15 years (and three ranked foes five of those seasons).

TV LAND

Colorado has had **185** of its last **264** games dating back to 1990 broadcast nationally or regionally (70 percent), including all seven games thus far in 2011. Since 1996, when the Big 12 began and TV contracts changed, and not including pay-per-view, **148** of CU's **191** games have been either nationally or regionally televised, which is an impressive 77.2 percent. In addition, CU has had **40** of its last **46** non-conference games (87%) televised on a national or regional basis (36 of 42 was easily tops in the Big 12). **ANNUAL TV APPEARANCES SINCE 1996 (142):** 1996 (10), 1997 (10), 1998 (9), 1999 (9), 2000 (7), 2001 (10), 2002 (12), 2003 (7), 2004 (9), 2005 (10), 2006 (7), 2007 (11), 2008 (10), 2009 (11), 2010 (9), 2011 (7).

BUFF BLEMISHES

Colorado has a history of inflicting blemishes on some of the teams who have traditionally fared well at home. The top five home records last decade (1990-99) belonged to Florida State (55-1-1), Nebraska (62-3), Florida (57-4), Texas A & M (55-4-1) and Kansas State (57-5-1). That's a combined 287-17-3; but of those 20 losses or ties, CU was responsible for five of them. CU won at Nebraska in 1990, at Texas A & M in 1996, and was 2-2-1 at Kansas State in the 90s. The Buffs also snapped the Aggies 22-game home winning streak—started late in 1996, after losses to CU then Texas Tech. In 2001, CU won at Kansas State, snapping a 58-game home winning streak by the Wildcats against unranked teams, and was only the second KSU home loss in a 29-game span. CU almost added Georgia to this list in 2006, but fell 14-13 after leading 13-0 entering the fourth quarter.

18 OF 26

The Buffs have 18 winning (regular) seasons in the last 26 years (1985-2010), matched only by two dozen or so schools across the nation (6-6 records do not count). The exceptions came in 1997, 2000, 2003, 2006, 2007, 2008, 2009 and 2010; in 1986, CU was 6-5 in the regular season but finished 6-6 after losing to Baylor in the Bluebonnet Bowl. CU has been invited to bowls in 18 of these 26 seasons, staying home in only 1987, 1997, 2000, 2003, 2006, 2008, 2009 and 2010 (the first time CU isn't going to a bowl over a three-year span since an eight year drought from 1977-84).

OFFENSE & DEFENSE

Who will be next? Next, as in who will play on both offense and defense in the same game. In 2008, **Eugene Goree** was on-call to do so, as the redshirt frosh was both a DT and an OG during the second half of the season; he did appear on both sides of the ball but not in the same game. Through the years, there have been a few players who wind up playing on both sides of the ball in the same game: **DT John Guydon** was the latest to do so, seeing action on defense (13 snaps at tackle) and offense (3 snaps at guard) at Texas on October 15, 2005; it was the first time it happened for a complete series with no gimmicks or special situations since **WR Michael Westbrook** played a series at safety against Baylor in 1993. **DE James Garee** also trotted in on offense in 2005, catching a pass as an end at Miami. **DT Sam Wilder** had been the last before 2005, as he caught a 9-yard pass against Kansas State in 2002. **DT Justin Bannan**, did the same, catching a 12-yard TD pass on his only play at Missouri in 2000. **CB Ben Kelly** tried tailback in 1999 at Texas Tech; he finished with three yards on one carry (a nice 5-yard run was wiped out by a penalty). Between 1994 and 2005, several Buffs played on both sides of the ball, as offensive linemen often played on the goal line or short yardage defense units—**OG Heath Irwin**, **OG Clint Moore**, **OG Chris Naeole**, **OT Melvin Thomas** and **OG Brad Bedell** all did it at one time or another between 1993 and 1998. In 1990, **OLBs Alfred Williams** and **Kanavis McGhee** played some tight end in a 64-3 win over Kansas State (Williams caught a pass for 17 yards, McGhee didn't catch the one thrown his way). The last offensive skill player to swing over and try some defense was Westbrook (four snaps at strong safety) against Baylor in 1993.

WHY CU AND NOT UC?

A question often asked of many former Big Eight schools: Why is it the University of Colorado, but the moniker is CU and not UC? (The same applies at Kansas—KU, Missouri—MU, Nebraska—NU and Oklahoma—OU). "Midwestern casualness," said CU historian, the late Fred Casotti. It has always been this way at Colorado, for whatever reason, and at the other four—but seemingly nowhere else in the USA (except for Tulsa, but its midwest, too). In the 1950s, there was a concerted effort to eliminate the use of "CU" on the Boulder campus, both as a symbol and in speech, but Casotti said that no one would buy into it. "Nobody would change," he said. "It's easier to say than U of C, UC sounds like slang or something (as in 'you see'), and it was traditional. By trying to eliminate it, they reinforced it."

HISTORY OF THE "COLORADO"

As in the south end zone, that is. In 1967, the stadium was lowered when the track was removed, and that area remained basically a dirt hill. Former long-time senior associate A.D. **Jon Burianek** said that we tried to grow grass and bushes there, but none took. The first artificial field was installed during the summer of 1971, and that area was then covered with asphalt and the large, block COLORADO was painted on it, then in all-white block lettering. Trim was later added, and at one time, when blue was one of the school colors, the end zone as well was painted blue instead of the familiar black.

SPRING GAME ATTENDANCE

Former CU head coach **Bill McCartney** has challenged the 1,500-plus in attendance at CU's last two annual recruiting luncheons in Denver to help fill Folsom Field for the spring game. While filling Folsom didn't happen, the 17,800 in attendance in 2008 did set a spring record, with the third most attending in 2009. CU has now had five occasions where 10,000 or more fans attend its final spring scrimmage/game. The previous mark stood for 19 years, a crowd of 13,642 in 1989 when many came out to honor **Sal Aunese**, the CU quarterback stricken with stomach cancer the previous month. The next two games drew 11,336 and 10,382 respectively. The national average worked to **12,996** in 2008 and 14,407 in 2009. Below are the top CU spring game crowds in the school's history (#—first team Varsity and Alumni were on the same team and wore black jerseys):

Year	Score	Attendance	Notes
2008	Black 28, Gold 17	17,800	A record crowd come out in answer to coaches Hawk and Mac's challenge to fill Folsom
1989	#White 38, Black 35	13,642	A then-record crowd for the spring game showed up to honor Sal Aunese, who fighting stomach cancer
2009	Black 17, Gold 10	11,700	Third largest spring crowd despite going up against a Nuggets playoff game and the NFL Draft
1990	#White 27, Black 25	11,336	Coming of an 11-1 season, CU was in everyone's top five entering 1990
1991	#Black 21, White 17	10,382	Fans braved 49 degree weather with 17 mph winds and saw the late John Zisch ('48) score on a 53 yard run
1992	#Black 44, White 7	9,617	Perfect weather (61 degrees, sunny) come out after CU signs its top recruiting class in history
2010	Gold 37, Black 27	9,100	Teams are determined by the players drafting themselves

2011 OPPONENT SCHEDULES & RESULTS

Here's a look at the 2011 schedules and results for the teams on CU's regular season schedule:

HAWAII (3-3)

34	COLORADO	17
32	at Washington	40
20	at Nevada-Las Vegas	40
56	UC-DAVIS	14
44	at Louisiana Tech	26
27	at San Jose State	28
022	NEW MEXICO STATE	
029	at Idaho	
N 5	UTAH STATE	
N12	at Nevada	
N19	FRESNO STATE	
N26	TULANE	
D 3	BRIGHAM YOUNG	

CALIFORNIA (3-3)

36	FRESNO STATE	21
36	at Colorado (OT)	33
63	PRESBYTERIAN	12
23	at Washington	31
15	at Oregon	43
9	S. CALIFORNIA	30
022	UTAH	
029	at UCLA	
N 5	CALIFORNIA	
N12	OREGON STATE	
N19	at Stanford	
N25	at Arizona State	

COLORADO STATE (3-3)

14	at New Mexico	10
33	NORTHERN COLORADO	14
14	Colorado (Denver)	28
35	at Utah State (2OT)	34
31	SAN JOSE STATE	38
13	BOISE STATE	63
022	at Texas-El Paso	
029	at Nevada-Las Vegas	
N12	SAN DIEGO STATE	
N19	at Texas Christian	
N26	AIR FORCE	
D 3	WYOMING	

OHIO STATE (4-3)

42	AKRON	0
27	TOLEDO	22
6	at Miami-Fla.	24
37	COLORADO	17
7	MICHIGAN STATE	10
27	at Nebraska	34
17	at Illinois	7
029	WISCONSIN	
N 5	INDIANA	
N12	at Purdue	
N19	PENN STATE	
N26	at Michigan	

WASHINGTON ST. (3-3)

64	IDAHO STATE	21
59	NEVADA-LAS VEGAS	7
24	at San Diego State	42
31	at Colorado	27
25	at UCLA	28
14	STANFORD	44
022	OREGON STATE	
029	at Oregon	
N 5	at California	
N12	ARIZONA STATE	
N19	UTAH	
N26	at Washington	

STANFORD (6-0)

57	SAN JOSE STATE	3
44	at Duke	14
37	at Arizona	10
45	UCLA	19
48	COLORADO	7
44	at Washington State	14
022	WASHINGTON	
029	at Southern California	
N 5	at Oregon State	
N12	OREGON	
N19	CALIFORNIA	
N26	NOTRE DAME	

WASHINGTON (5-1)

30	E. WASHINGTON	27
40	HAWAII	32
38	at Nebraska	51
31	CALIFORNIA	23
31	at Utah	14
52	COLORADO	24
022	at Stanford	
029	ARIZONA	
N 5	OREGON	
N12	at Southern California	
N19	at Oregon State	
N26	WASHINGTON STATE	

OREGON (5-1)

27	LSU (at Arlington)	40
69	NEVADA	20
56	MISSOURI STATE	7
56	at Arizona	31
43	CALIFORNIA	15
41	ARIZONA STATE	27
022	at Colorado	
029	WASHINGTON STATE	
N 5	at Washington	
N12	at Stanford	
N19	SOUTHERN CALIFORNIA	
N26	OREGON STATE	

ARIZONA STATE (5-2)

48	UC-DAVIS	14
37	MISSOURI (OT)	30
14	at Illinois	17
43	S. CALIFORNIA	22
35	OREGON STATE	20
35	at Utah	14
27	at Oregon	41
029	COLORADO	
N 5	at UCLA	
N12	at Washington State	
N19	ARIZONA	
N25	CALIFORNIA	

USC (5-1)

19	MINNESOTA	17
23	UTAH	14
38	SYRACUSE	17
22	at Arizona State	43
48	ARIZONA	41
30	at California	9
022	at Notre Dame	
029	STANFORD	
N 4	at Colorado	
N12	WASHINGTON	
N19	at Oregon	
N26	UCLA	

ARIZONA (1-4)

41	NORTHERN ARIZONA	10
14	at Oklahoma State	37
10	STANFORD	37
31	OREGON	56
41	at S. California	48
27	at Oregon State	37
020	UCLA	
029	at Washington	
N 5	UTAH	
N12	at Colorado	
N19	at Arizona State	
N26	LOUISIANA-LAFAYETTE	

UCLA (3-3)

34	at Houston	38
27	SAN JOSE STATE	17
20	TEXAS	49
27	at Oregon State	19
19	at Stanford	45
28	WASHINGTON ST.	25
022	at Arizona	
029	CALIFORNIA	
N 5	ARIZONA STATE	
N12	at Utah	
N19	COLORADO	
N26	at Southern California	

UTAH (3-3)

27	MONTANA STATE	10
14	at S. California	23
54	at Brigham Young	10
14	WASHINGTON	31
14	ARIZONA STATE	35
26	at Pittsburgh	14
022	at California	
029	OREGON STATE	
N 5	at Arizona	
N12	UCLA	
N19	at Washington State	
N25	COLORADO	



KEY: ◆—Pac-12 Conference game; ⇄—Big 10 Conference game; +—Mountain West Conference game; □—Western Athletic Conference game.

OPPONENTS & 2011 SCHEDULE TIDBITS

Colorado is playing 13 regular season games for the second time in its history, joining the 2002 team that had a slate of 12 plus the Big 12 Championship game; CU would play a school-record 14 that season and finish with a 9-5 record. This year's 13 opponents year combined for a **98-67** (59.4%) record in 2010, with five teams winning 10-plus games and seven teams earning bowl invitations. CU will travel to Hawai'i for the first time since 1925, will play California in a non-conference game to complete a home-and-home series, faces off against Colorado State in the newly renamed Sports Authority Field at Mile High in Denver, and plays Ohio State for the first time since 1986. CU's renews two dormant rivalries in league play, Arizona (last met in 1986) and Utah (the two last played in the 1962 season opener, but were all set to resume the series next year until both became Pac-12 members).

COMPOSITE 2011 PAC-12 CONFERENCE SCHEDULE & RESULTS**Week One (Sept. 3)**

(Sept. 1) UTAH 27, Montana State 10
 (Sept. 1) ARIZONA STATE 48, UC-Davis 14
 ARIZONA 41, Northern Arizona 10
 CALIFORNIA 36, Fresno State 21 (at San Francisco)
HAWAII 34, Colorado 17
 HOUSTON 38, UCLA 34
 LSU 40, Oregon 27 (at Arlington)
 Sacramento State 29, OREGON STATE 28 (OT)
 SOUTHERN CALIFORNIA 19, Minnesota 17
 STANFORD 57, San Jose State 3
 WASHINGTON 30, Eastern Washington 27
 WASHINGTON STATE 64, Idaho State 21

Week Two (Sept. 10)

(Sept. 8) OKLAHOMA STATE 37, Arizona 14
 (Sept. 9) ARIZONA STATE 37, Missouri 30 (OT)
 *USC 23, Utah 14
California 36, COLORADO 33 (OT)
 OREGON 69, Nevada 20
 Stanford 44, DUKE 14
 WASHINGTON 40, Hawai'i 32
 WASHINGTON STATE 59, Nevada-Las Vegas 7
 WISCONSIN 35, Oregon State 0
 UCLA 27, San Jose State 17

Week Three (Sept. 17)

Colorado 28, Colorado State 14 (at Denver)
 *Stanford 37, ARIZONA 10
 CALIFORNIA 63, Presbyterian 12
 ILLINOIS 17, Arizona State 14
 NEBRASKA 51, Washington 38
 OREGON 56, Missouri State 7
 SAN DIEGO STATE 42, Washington State 24
 Texas 49, UCLA 20
 USC 38, Syracuse 17
 Utah 54, BRIGHAM YOUNG 10

Week Four (Sept. 24)

OHIO STATE 37, Colorado 17
 *ARIZONA STATE 43, Southern California 22
 *WASHINGTON 31, California 23
 *UCLA 27, OREGON STATE 19
 *Oregon 56, ARIZONA 31

Week Five (Oct. 1)

*Washington State 31, **COLORADO 27**
 *Arizona State 35, OREGON STATE 20
 *SOUTHERN CALIFORNIA 48, Arizona 41
 *STANFORD 45, UCLA 19
 *Washington 31, UTAH 14

Week Six (Oct. 8)

(Oct. 6) *OREGON 43, California 15
 *STANFORD 48, **Colorado 7**
 *Arizona State 35, UTAH 14
 *OREGON STATE 37, Arizona 27
 *UCLA 28, Washington State 25

Week Seven (Oct. 15)

(Oct. 13) *Southern California 30, CALIFORNIA 9
 *WASHINGTON 52, **Colorado 24**
 *OREGON 41, Arizona State 27
 *Stanford 44, WASHINGTON STATE 14
 Brigham Young 38, OREGON STATE 28
 Utah 26, PITTSBURGH 14

Week Eight (Oct. 22)

(Oct. 20) *UCLA at Arizona (ESPN), 6:00 p.m.
 *Oregon at **Colorado** (FSN), 1:30 p.m.
 *Utah at California, 5:00 p.m.
 *Washington at Stanford (ABC), 6:00 p.m.
 *Oregon State vs. Washington State (at Seattle; FSN), 8:30 p.m.
 USC at Notre Dame (NBC), 5:30 p.m.

Week Nine (Oct. 29)

***Colorado** at Arizona State (FSN-AZ/Root), 4:30 p.m.
 *Washington State at Oregon (FSN), 1:00 pm.
 *Stanford at USC (ABC), 6:00 p.m.
 *Arizona at Washington (FSN), 8:30 p.m.
 *California at UCLA, TBA
 *Oregon State at Utah, TBA

Week Ten (Nov. 5)

(Nov. 4) *Southern California at **Colorado** (ESPN), 7 p.m.
 *Arizona State at UCLA, TBA
 *Oregon at Washington, TBA
 *Stanford at Oregon State, TBA
 *Utah at Arizona, TBA
 *Washington State at California, TBA

Week Eleven (Nov. 12)

*Arizona at **Colorado**, TBA
 *Washington at USC (ABC/ESPN/ESPN2/FSN), 1:30 p.m.
 *Arizona State at Washington State, TBA
 *Oregon at Stanford, TBA
 *Oregon State at California, TBA
 *UCLA at Utah, TBA

Week Twelve (Nov. 19)

***Colorado** at UCLA, TBA
 *USC at Oregon (ABC), 6:00 p.m.
 *Arizona at Arizona State, TBA
 *California at Stanford, TBA
 *Utah at Washington State, TBA
 *Washington at Oregon State, TBA

Week Thirteen (Nov. 26)

(Nov. 25) ***Colorado** at Utah, 1:30 p.m.
 (Nov. 25) *California at Arizona State (ESPN), 8:15 p.m.
 *Oregon State at Oregon, TBA
 *UCLA at USC (FSN), 8:00 p.m.
 *Washington State at Washington, TBA
 Louisiana-Lafayette at Arizona, TBA
 Notre Dame at Stanford (ABC/ESPN/ESPN2), 6:00 p.m.

Week Fourteen (Dec. 2)

PAC-12 Championship Game, 6:20 p.m. (at campus TBA)

All times listed are MDT/MST. *—denotes Pacific-12 Conference game (note: the California at Colorado game on Sept. 10 is a non-conference game to complete a previous home-and-home agreement). Television selections Sept. 24 and beyond are made on 12 days notice by the Pac-12 television partners (ESPN/ABC, Fox Sports Network, Versus, FX); ESPN/ABC also has an option of utilizing a 6-day selection process three times annually. In all, ESPN/ABC will televise 20 Pac-12 games during the 2011 season, with Fox Sports Net (which also sublicenses Pac-12 games to Versus and FX) rights to 24 Pac-12 games. ABC's standard afternoon regional telecast window is at 1:30 p.m. MT in addition to a number of prime-time windows (6 p.m. MT; those games will be selected from the Pac-12, ACC, Big East, Big 10 or Big 12). ESPN/ESPN 2 will utilize both Saturday afternoon (1:30 p.m. MT) and Saturday evening (8:15 p.m. MT) telecast windows; Thursday and Friday games carried by ESPN/ESPN 2 usually have a 7 p.m. MT start. ESPN/ABC has five dates with opponents TBD: Oct. 15 (8:15 p.m.), Nov. 5 (1:30 p.m.), Nov. 12 (assorted), Nov. 19 (1:30 p.m.) and Nov. 26 (1:30 p.m.). FSN provides national coverage via its lineup of 11 regional sports networks (RSNs) in the afternoon (1:30 p.m. MT) and evening (8:30 p.m. MT) windows, and on occasion may move a game into the prime-time window (4:30 p.m. or 5 p.m. MT). National cable networks Versus and FX usually utilize that same prime-time window (4:30 or 5 p.m. MT). Game inventory not used by the Pac-12 is returned to the institutions, which have the option to televise games locally if a window can be secured that doesn't conflict with exclusivity provided to ESPN/ABC and FSN.

2011 PAC-12 CONFERENCE STANDINGS**North Division (+5)**

School (AP/Coaches/Harris/BCS)	conference-----					overall-----					Next Up
	W	L	Pct.	Pts	Opp	W	L	Pct.	Pts	Opp	
Stanford (#7/#5/#7/#8).....	4	0	1.000	174	50	6	0	1.000	275	67	O22 WASHINGTON
Oregon (#9/#8/#9/#10).....	3	0	1.000	140	73	5	1	.833	292	140	O22 at Colorado
Washington (#22/#24/#25/#25).....	3	0	1.000	114	61	5	1	.833	222	171	O22 at Stanford
Washington State.....	1	2	.333	70	99	3	3	.500	217	169	O22 Oregon State (Seattle)
Oregon State.....	1	2	.333	76	89	1	5	.167	132	191	O22 Washington State (Seattle)
California.....	0	3	.000	47	104	3	3	.500	182	170	O22 UTAH

South Division (-5)

School (AP/Coaches/Harris)	conference-----					overall-----					Next Up
	W	L	Pct.	Pts	Opp	W	L	Pct.	Pts	Opp	
Arizona State (#24/#25/#23/--).....	3	1	.750	140	97	5	2	.714	239	158	O29 COLORADO
#Southern California (RV/--/--).....	3	1	.750	123	107	5	1	.833	180	141	O22 at Notre Dame
UCLA.....	2	1	.667	74	89	3	3	.500	155	193	O20 at Arizona
COLORADO	0	3	.000	58	131	1	6	.143	153	252	O22 OREGON
Utah.....	0	3	.000	42	89	3	3	.500	149	123	O22 at California
Arizona.....	0	4	.000	109	178	1	5	.167	164	225	O20 UCLA

(#—ineligible for Pac-12 championship; the CU-California game completed a previous home-and-home series and did not count as a Pac-12 game.)

ACTIVE COLORADO CAREER STATISTICAL CHARTS**RUSHING**

Rk	Player (Seasons)	Att.	Yards	Avg.	TD	Net
1	Eric Bieniemy (1987-90)	699	3,940	5.63	41	
2	Rodney Stewart (2008-11)	733	3,217	4.39	22	
3	Rashaan Salaam (1992-94)	486	3,057	6.29	33	
4	Bobby Purify (2000-04)	595	3,016	5.07	20	
5	Charlie Davis (1971-73)	538	2,958	5.50	24	
6	Chris Brown (2001-02)	465	2,690	5.78	34	
7	Hugh Charles (2004-07)	517	2,659	5.14	15	
8	James Mayberry (1975-78)	546	2,544	4.66	25	
9	Herchell Troutman (1994-97)	568	2,487	4.38	21	
10	Bob Anderson (1967-69)	568	2,367	4.17	34	
11	Lee Rouson (1981-84)	581	2,296	3.95	10	
12	Lamont Warren (1991-93)	488	2,242	4.59	22	
13	Cortlen Johnson (1998-2001)	445	2,199	4.94	20	
14	Kayo Lam (1933-35)	313	2,140	6.84	18	
15	Mervin Hodel (1949-51)	502	2,102	4.19	24	
16	J.J. Flannigan (1987-89)	328	2,096	6.39	27	
17	Darian Hagan (1988-91)	489	2,007	4.10	27	
18	Carroll Hardy (1951-54)	291	1,999	6.87	23	
19	John Bayuk (1954-56)	367	1,943	5.29	23	
20	Tony Reed (1975-76)	421	1,938	4.60	10	
80	Noble Milton (1961-63)	132	549	4.16	3	
90	Maurice Reilly (1941-47)	173	500	2.89	2	
100	Jack Becker (1955-56)	100	414	4.14	5	
101	Brian Lockridge (2007-11)	85	412	4.85	3	
107	Tyler Hansen (2008-11)	236	389	1.64	3	

PASSING

Rk	Player (Seasons)	Att-Com-Int	Pct.	Yards	TD	Rating
1	Cody Hawkins (2007-10)	1214-667-41	54.9	7,409	60	115.76
2	Joel Klatt (2002-05)	1095-666-33	60.8	7,375	44	124.63
3	Kordell Stewart (1991-94)	785-456-19	58.1	6,481	33	136.47
4	Koy Detmer (1992-96)	594-350-25	58.9	5,390	40	148.95
5	Mike Moschetti (1998-99)	607-366-19	60.3	4,797	33	138.36
6	John Hessler (1994-97)	627-347-26	55.3	4,788	34	129.09
7	Tyler Hansen (2008-11)	692-405-20	58.5	4,504	28	121.13
8	Steve Vogel (1981-84)	688-309-33	44.9	3,912	27	96.03
9	Darian Hagan (1988-91)	424-213-19	50.2	3,801	27	137.59
10	Craig Ochs (2000-02)	453-265-15	58.5	3,325	16	125.19

RECEIVING (Receptions)

Rk	Player (Seasons)	No.	Yards	Avg.	TD
1	Scotty McKnight (2007-10)	215	2,521	11.7	22
2	Michael Westbrook (1991-94)	167	2,548	15.3	19
3	Phil Savoy (1994-97)	152	2,176	14.3	14
4	Javon Green (1997-2000)	136	2,031	14.9	17
5	Rae Carruth (1992-96)	135	2,540	18.8	20
10	Patrick Williams (2005-08)	104	1,070	10.3	3
11	Dusty Sprague (2004-07)	103	1,261	12.2	4
12	*Christian Fauria (1991-94)	98	1,058	10.8	11
13	Darrin Chiaverini (1995-98)	97	1,199	12.4	6
14	D.J. Hackett (2002-03)	93	1,194	12.8	9
15	*Dave Hester (1981-83)	91	1,057	11.6	2
18	Marcus Stiggers (1996-99)	80	1,223	15.3	10
18	*Jon Embree (1983-86)	80	1,166	14.6	5
18	*Joe Klopfenstein (2002-05)	80	937	11.7	12
21	John Minardi (1998-2001)	79	971	12.3	6
22	Loy Alexander (1983-85)	78	1,107	14.2	8
23	Rodney Stewart (2008-11)	76	833	11.0	0
24	Evan Judge (2002-05)	69	903	13.1	5
25	Dave Logan (1972-75)	68	1,078	15.9	4
26	Lawrence Vickers (2002-05)	68	546	8.0	3
27	Roman Hollowell (1998-2001)	66	680	10.3	3
28	Paul Richardson (2010-11)	63	988	15.7	11
31	Hugh Charles (2004-07)	60	552	9.2	2
31	Herchell Troutman (1994-97)	60	725	12.1	5
33	Toney Clemons (2010-11)	59	655	11.1	6
34	James Kidd (1993-96)	58	944	16.3	9
34	Ron Monteilh (2002-04)	58	562	9.7	1
36	Ron Brown (1981-85)	57	1,217	21.4	8
37	Cody Crawford (2005-08)	53	564	10.6	2
44	Ryan Deehan (2008-11)	52	588	11.3	3
43	*Don Hasselbeck (1973-76)	50	612	12.2	3
43	Bobby Purify (2000-03)	50	508	10.2	1

RECEIVING (Yards)

Rk	Player (Seasons)	No.	Yards	Avg.	TD	*—tight end
1	Michael Westbrook (1991-94)	167	2,548	15.3	19	
2	Rae Carruth (1992-96)	135	2,540	18.8	20	
3	Scotty McKnight (2007-10)	215	2,521	11.7	22	
4	Charles E. Johnson (1990-93)	127	2,447	19.3	15	
5	Phil Savoy (1994-97)	152	2,176	14.3	14	
6	Derek McCoy (2000-03)	134	2,038	15.2	20	
7	Javon Green (1997-2000)	136	2,031	14.9	17	
8	*Daniel Graham (1998-2001)	106	1,543	14.6	11	
9	Monte Huber (1967-69)	111	1,436	12.9	5	
10	Dusty Sprague (2004-07)	103	1,261	12.2	4	
20	*Christian Fauria (1991-94)	98	1,058	10.8	11	
21	*Dave Hester (1981-83)	91	1,057	11.6	2	
22	Paul Richardson (2010-11)	63	988	15.7	11	
23	*Riar Geer (2006-09)	87	974	11.2	11	
24	John Minardi (1998-2001)	79	971	12.3	6	
25	James Kidd (1993-96)	58	944	16.3	9	
30	Rodney Stewart (2008-11)	76	833	11.0	0	
46	Toney Clemons (2010-11)	59	655	11.1	6	
53	*Ryan Deehan (2008-11)	52	588	11.3	3	

TOTAL OFFENSE

Rk	Player (Seasons)	Rush	Pass	Total	TDR
1	Kordell Stewart (1991-94)	1,289	6,481	7,770	48
2	Cody Hawkins (2007-10)	-159	7,409	7,250	67
3	Joel Klatt (2002-05)	-130	7,375	7,245	47
4	Darian Hagan (1988-91)	2,007	3,801	5,808	54
5	Koy Detmer (1992-96)	-31	5,390	5,359	43
6	John Hessler (1994-97)	276	4,788	5,064	44
7	Tyler Hansen (2008-11)	389	4,504	4,893	35
8	Mike Moschetti (1998-99)	70	4,797	4,867	40
9	Bobby Anderson (1967-69)	2,367	2,198	4,565	43
10	Eric Bieniemy (1987-90)	3,940	63	4,003	42
11	Craig Ochs (2000-02)	205	3,325	3,530	20
12	Steve Vogel (1981-84)	-411	3,912	3,501	27
13	David Williams (1973-75)	959	2,449	3,408	25
14	Rodney Stewart (2008-11)	3,217	23	3,240	21
15	Gale Weidner (1959-61)	58	3,033	3,091	29
16	Bernie McCall (1964-66)	725	2,332	3,057	10
17	Rashaan Salaam (1992-94)	3,057	0	3,057	33
18	Zack Jordan (1950-52)	748	2,287	3,025	21
19	Charlie Davis (1971-73)	2,958	0	2,958	24
20	Ken Johnson (1971-73)	727	2,175	2,902	21

YARDS FROM SCRIMMAGE

Rk	Player (Seasons)	Rush	Rec	Total
1	Eric Bieniemy (1987-90)	3,940	380	4,320
2	Rodney Stewart (2008-11)	3,217	833	4,050
3	Bobby Purify (2000-04)	3,016	508	3,524
4	Rashaan Salaam (1992-94)	3,057	412	3,469
5	Herchell Troutman (1994-97)	2,487	725	3,212
6	Hugh Charles (2004-07)	2,659	552	3,211
7	Charlie Davis (1971-73)	2,958	131	3,089
8	Lee Rouson (1981-84)	2,296	699	2,995
9	Cortlen Johnson (1998-2001)	2,199	691	2,890
10	Chris Brown (2001-02)	2,690	76	2,766

ALL-PURPOSE YARDS

Rk	Player (Seasons)	Rush	Rec	KOR	PR	Total
1	Eric Bieniemy (1987-90)	3,940	380	31	0	4,351
2	Rodney Stewart (2008-11)	3,217	833	239	22	4,311
3	Hugh Charles (2004-07)	2,659	552	411	0	3,622
4	Byron White (1935-37)	1,864	234	506	973	3,577
5	Herchell Troutman (1994-97)	2,487	725	240	91	3,543
6	Bobby Purify (2000-04)	3,016	508	0	0	3,524
7	Rashaan Salaam (1992-94)	3,057	412	13	0	3,482
8	Charlie Davis (1971-73)	2,958	131	75	0	3,164
9	Carroll Hardy (1951-54)	1,999	38	853	225	3,115
10	Kayo Lam (1933-35)	2,140	111	331	530	3,112
15	Mervin Hodel (1949-51)	2,102	540	255	13	2,910
20	Bob Stransky (1955-57)	1,868	37	459	396	2,760
25	Cliff Branch (1970-71)	354	665	755	733	2,507

ACTIVE COLORADO CAREER STATISTICAL CHARTS, CONTINUED**SCORING**

Rk	Player (Seasons)	TD	2Pt	EP-EPA	FG-FGA	PTS
1	Mason Crosby (2003-06)	0	0-0	109-117	66-88	307
2	Eric Bieniemy (1987-90)	42	1-1	0-0	0-0	254
3	Jeremy Aldrich (1996-99)	0	0-0	87-95	48-64	231
4	Bobby Anderson (1967-69)	35	1-2	0-0	0-0	212
5	Chris Brown (2001-02)	34	0-0	0-0	0-0	204
6	Rashaan Salaam (1992-94)	33	0-0	0-0	0-0	198
7	Tom Field (1979-83)	0	0-0	82-86	36-55	190
8	Byron White (1935-37)	24	0-0	30-32	1-2	177
9	Merwin Hodel (1949-51)	28	0-0	0-0	0-0	168
9	Aric Goodman (2008-10)	0	0-0	93-96	25-47	168
11	J.J. Flannigan (1987-89)	27	0-0	0-0	0-0	162
11	Darian Hagan (1988-91)	27	0-4	0-0	0-0	162
13	Neil Voskeritchian (1994-95)	0	0-0	95-96	22-34	161
14	Herchell Troutman (1994-97)	26	1-1	0-0	0-0	158
14	Charlie Davis (1971-73)	26	1-1	0-0	0-0	158
16	Ken Culbertson (1986-89)	0	0-0	85-87	23-41	154
17	Carroll Hardy (1951-54)	23	0-0	14-19	0-0	152
18	James Mayberry (1975-78)	25	0-0	0-0	0-0	150
19	Dave Haney (1968-70)	0	0-0	86-92	21-35	149
20	John Bayuk (1954-56)	24	0-0	0-0	0-0	144
21	Bob Stransky (1955-57)	21	0-0	12-22	0-0	138
21	Lamont Warren (1991-93)	23	0-0	0-0	0-0	138
21	Scotty McKnight (2007-10)	23	0-0	0-0	0-0	138
24	Jim Harper (1990-91)	0	0-0	71-74	22-35	137
25	Roger Williams (1950-52)	12	0-0	61-81	1-1	136
26	Rae Carruth (1992-96)	22	0-0	0-0	0-0	132
26	Cortlen Johnson (1998-2001)	22	0-0	0-0	0-0	132
26	Rodney Stewart (2008-11)	22	0-0	0-0	0-0	132
29	Terry Kunz (1972-75)	21	0-0	0-0	0-0	126
29	Bobby Purify (2000-04)	21	0-0	0-0	0-0	126
49	Kordell Stewart (1991-94)	15	0-1	0-0	0-0	90
51	Ed Pudlik (1946-49)	11	0-0	21-27	0-0	87
53	Leo Stasica (1939-40)	14	1-1	0-0	0-0	86
63	Paul Richardson (2010-11)	13	1-0	0-0	0-0	80

KICK SCORING

Rk	Player (Seasons)	EP-EPA	FG-FGA	PTS
1	Mason Crosby (2003-06)	109-117	66-88	307
2	Jeremy Aldrich (1996-99)	87-95	48-64	231
3	Tom Field (1979-83)	82-86	36-55	190
4	Aric Goodman (2008-10)	93-96	25-47	168
5	Neil Voskeritchian (1994-95)	95-96	22-34	161
6	Ken Culbertson (1986-89)	85-87	23-41	154
7	Dave Haney (1968-70)	86-92	21-35	149
8	Jim Harper (1990-91)	71-74	22-35	137
9	Fred Lima (1972-73)	59-62	21-45	122
10	Mitch Berger (1991-93)	54-56	19-32	111

KICKOFF RETURNS

Rk	Player (Seasons)	No.	Yards	Avg.	TD
1	Ben Kelly (1997-99)	64	1,798	28.1	3
2	Terrence Wheatley (2003-07)	56	1,350	24.1	0
3	Josh Smith (2007-08)	50	1,276	25.5	1
4	M.J. Nelson (1986-89)	51	1,198	23.5	0
5	Walter Stanley (1980-81)	49	1,172	23.9	1
6	Bill Symons (1962-64)	43	1,051	24.4	1
7	Brian Lockridge (2007-11)	44	968	22.0	1
8	Roman Hollowell (1998-2001)	44	914	20.8	0
9	Stephone Robinson (2004-07)	49	867	17.7	0
10	Carroll Hardy (1951-54)	31	853	27.5	0

INTERCEPTIONS

Rk	Player (Seasons)	No.	Yards	Avg.	TD
1	John Stearns (1970-72)	16	339	21.2	0
2	Chris Hudson (1991-94)	15	204	13.6	2
3	Dick Anderson (1965-67)	14	151	10.8	0
3	Terrence Wheatley (2003-07)	14	154	11.0	2
5	Tim James (1987-90)	13	120	9.2	0
9	Four tied with	10
--	Anthony Perkins (2008-11)	3	9	3.0	0

TACKLES

Rk	Player (Position, Seasons)	UT	AT	—	TOT
1	Barry Remington (LB, 1982-86)	245	248	—	493
2	Matt Russell (LB, 1993-96)	282	164	—	446
3	Greg Biekert (LB, 1989-92)	280	161	—	441
4	Jordon Dizon (LB, 2004-07)	293	147	—	440
5	Ted Johnson (LB, 1991-94)	253	156	—	409
10	Michael Lewis (DB, 1998-2001)	225	111	—	336
16	Brian Cabral (LB, 1974-77)	120	177	—	297
20	Hannibal Navies (LB, 1995-98)	182	92	—	274
45	Troy Archer (DL, 1974-75)	122	103	—	225
50	Bart Roth (LB, 1974-76)	97	123	—	220
51	Anthony Perkins (DB, 2008-11)	127	90	—	217
60	Pat Murphy (DB, 1968-70)	87	114	—	201
---	Ray Polk (DB, 2009-11)	101	61	—	162

QUARTERBACK SACKS

Rk	Player (Seasons)	No.	Yards
1	Alfred Williams (1987-90)	35	242
2	Ron Woolfork (1990-93)	33	241
3	Greg Jones (1992-96)	25	158
4	Laval Short (1976-79)	24½	192
5	Abraham Wright (2004-06)	21	151
6	Herb Orvis (1969-71)	20	182
6	Dan McMillen (1982-85)	20	135
8	Bill Brundige (1967-69)	19	151
8	Curt Koch (1984-87)	19	119
8	Leonard Renfro (1989-92)	19	97
27	Josh Hartigan (2008-11)	11	68

TACKLES FOR LOSS

Rk	Player (Seasons)	No.	Yards
1	Alfred Williams (1987-90)	59	303
2	Ron Woolfork (1990-93)	53	303
3	Greg Jones (1992-96)	45	205
4	Matt Russell (1993-96)	44	144
5	Leonard Renfro (1989-92)	43	142
11	Jordon Dizon (2004-07)	35	137
21	Ruben Vaughan (1975-78)	28	115
21	Ryan Olson (1994-97)	28	107
23	Marques Harris (2000-03)	26	102
24	Dave Capra (1968-70)	25	95
24	Tyler Brayton (1999-2002)	25	119
24	J.J. Billingsley (2002-06)	25	115
---	Josh Hartigan (2008-11)	13	71

SPECIAL TEAMS TACKLES

Rk	Player (Seasons)	UT	AT	—	Total
1	Ryan Sutter (1994-97)	32	32	—	64
2	Darren Fisk (1995-97)	25	23	—	48
3	Ryan Black (1994-97)	21	19	—	40
4	Paul Rose (1987-90)	14	25	—	39
5	Andy Peeke (1998-2001)	26	5	—	31
6	Arthur Jaffee (2008-11)	19	11	—	30
7	Hannibal Navies (1995-98)	15	13	—	28
8	Greg Lindsey (1990-93)	23	4	—	27
9	Rashidi Barnes (1996-99)	11	15	—	26
10	Ben Kelly (1997-99)	20	5	—	25
10	Brandon Southward (1995-98)	9	16	—	25
12	Greg Biekert (1989-92)	14	10	—	24
12	Dave Brown (1987-90)	18	6	—	24
12	John Minardi (1998-2001)	15	9	—	24
12	Jalil Brown (2007-10)	19	5	—	24
16	Terry Washington (2005-06)	18	4	—	22
---	Travis Sandersfeld (2008-11)	13	7	—	20

SPECIAL TEAMS POINTS

Rk	Player (Seasons)	Points
1	Ryan Sutter (1994-97)	123
2	Darren Fisk (1995-97)	86
3	Arthur Jaffee (2008-11)	76
4	Travis Sandersfeld (2008-11)	72
5	Ryan Black (1994-97)	68
6	Jalil Brown (2007-10)	65
7	Paul Rose (1987-90)	63

GAME 1**HAWAII 34, COLORADO 17****SEPTEMBER 3, 2011****ALOHA STADIUM, HONOLULU**

HONOLULU — Turns out, the big question of whether Colorado's rebuilt secondary could hold up to Hawaii's passing game wasn't the biggest one for the Buffaloes.

Instead, as they prepared for Jon Embree's CU coaching debut, the Buffs should have been asking themselves this: Can UH quarterback Bryant Moniz beat us with his feet rather than his arm?

Moniz led the Warriors to a 34-17 win Saturday in Aloha Stadium and extending the Buffs' road losing streak to 18. Whereas last season Moniz threw for 330 yards and a touchdown with minus-5 yards on the ground, including sacks, this time he ran for 121 yards and 3 TDs and added 178 through the air and a fourth score.

A fumbled snap on the first play from scrimmage set an ugly tone for the first half, and the loss of left tackle David Bakhtiari on CU's seventh play of the game further disrupted the offense.

Trailing 17-0 at half, CU finally shook its offense awake and would pull to within seven early in the fourth quarter. But the Warriors, set on avenging last season's 31-13 loss in Boulder, put away their mainland visitors with a touchdown and a field goal in the game's final 6:17.

Tyler Hansen completed 16-of-30 for 223 yards and two scores, both impressive grabs by Paul Richardson; he was also intercepted once and sacked seven times for 44 yards in losses.

The Buffs were attempting a second-half rejuvenation like they fashioned last season in Boulder, when they trailed 10-0 at intermission. Colorado opened the half with a six-play, 73-yard drive that was highlighted by a Hansen-to-Rodney-Stewart run-and-catch on a screen for 52 yards to the Warriors' 15. On the very next play, Hansen hit Richardson for their first touchdown and after freshman Will Oliver's PAT — the first of his college career — the Buffs had pulled within 17-7.

UH promptly responded, returning the ensuing kickoff to the Buffs' 48-yard line. From there, Moniz needed 10 plays to score his third rushing TD of the game and pushed the Warriors ahead 24-7 with 5:53 left in the third quarter.

But two series later, the Buffs — primarily Hansen and Richardson with another assist from Stewart — made some more noise. After another successful Hansen-to-Stewart screen for 26 yards, Hansen and Richardson again teamed for a TD strike — this one covering 21 yards, and with Oliver's extra point, drawing CU to within 24-14 with 1:51 left in the third quarter.

On the first play of the Warriors' next possession, Chidera Uzo-Diribe blasted Moniz from the blind side, forcing a fumble that was recovered by Conrad Obi at the UH 34-yard line. CU moved to the 15 on a Hansen-to-Tyler McCulloch pass, but that's where the drive stalled and Oliver kicked a clutch 34-yard field goal on fourth down, pulling the Buffs within a touchdown at 24-17, only 9 seconds into the last quarter.

The Warriors pushed to the Buffs' 24, where on fourth-and-one Moniz sneaked over left guard for 2 yards and a monstrous first down. Two plays later the Buffs had what would prove to be their final shot when Travis Sandersfeld couldn't hold on to a potential interception in which he would've had a hefty lead in a sprint to tie the game at 24-24 going the other way. Instead, Moniz flipped an unlikely shovel pass to running back Joey Iosefa, who ran 22 yards for his first career TD and UH was up 31-17 with 6:17 left.

Now the Buffs needed something big but on fourth down, Hansen was intercepted by Art Laurel, giving the Warriors a first down at the Buffs' 11-yard line. Four plays later, Tyler Hadden kicked a 22-yard field goal, the game's final points to seal the 34-17 win for the Warriors.

COLORADO	0	0	14	3	—	17
Hawaii	3	14	7	10	—	34

SCORING	Score	Time	Qtr
Hawaii — Chun 38 FG	0-3	9:49	1Q
Hawaii — Moniz 57 run (Chun kick)	0-10	10:39	2Q
Hawaii — Moniz 14 run (Chun kick)	0-17	0:24	2Q
COLORADO — Richardson 15 pass from Hansen (Oliver kick)	7-17	12:02	3Q
Hawaii — Moniz 1 run (Chun kick)	7-24	5:59	3Q
COLORADO — Richardson 21 pass from Hansen (Oliver kick)	14-24	1:51	3Q
COLORADO — Oliver 34 FG	17-24	14:51	4Q
Hawaii — Iosefa 22 pass from Moniz (Chun kick)	17-31	6:17	4Q
Hawaii — Hadden 22 FG	17-34	4:52	4Q

Attendance: 35,645 **Time:** 3:20

Weather: 86 degrees, partly cloudy skies, 20 mph winds from the northeast

TEAM STATISTICS	COLORADO	HAWAII
First Downs.....	15	19
Third Down Efficiency (Fourth).....	2-12 (0-2)	8-16 (1-1)
Rushes—Net Yards	28-17	32-165
Passing Yards	223	178
Passes (Att-Comp-Int).....	30-16-1	33-20-0
Total Offense	240	343
Return Yards	0	51
Punts: No-Average.....	7-44.9	5-42.6
Fumbles: No-Lost.....	3-0	1-1
Penalties/Yards	7/58	5/50
Quarterback Sacks—Yards	5-30	7-44
Time of Possession	29:01	30:59
Drives/Average Field Position	13/C32	13/H36
Red Zone: Scores-Attempts (Points).....	2-2 (10)	5-5 (27)

INDIVIDUAL STATISTICS

Rushing—Colorado: Stewart 18-52, Hansen 10-minus 35. **Hawaii**: Moniz 14-121, Iosefa 14-31, Jackson 2-15, Team 2-minus 2.

Passing—Colorado: Hansen 30-16-1, 223, 2 td. **Hawaii**: Moniz 33-20-0, 178, 1 td.

Receiving—Colorado: Stewart 4-98, Richardson 3-49, Deehan 3-29, McCulloch 2-25, Cefalo 2-15, Ahles 1-6, Thornton 1-1. **Hawaii**: Ostrowski 8-63, Stutzman 5-43, Pollard 4-29, Sampson 2-21, Iosefa 1-22.

Punting—Colorado: O'Neill 7-44.9 (56 long, 4 In20). **Hawaii**: Dunnachie 5-42.6 (52 long, 0 In20).

Punt Returns—Colorado: none. **Hawaii**: Harding 3-19. **Kickoff Returns**—Colorado: Lockridge 3-31, Jaffee 2-21, Jones 1-16, Harrington 1-6. **Hawaii**: Edwards 2-71.

Tackle Leaders—Colorado: Rippey 6, 1—7; Orms 4, 3—7; Polk 4, 3—7; Hartigan 5, 1—6; Sandersfeld 4, 2—6; Major 3, 3—6; Webb 3, 3—6; Pericak 1, 3—4; Obi 3, 0—3; Uzo-Diribe 3, 0—3; Mahnke 2, 1—3; Henderson 2, 0—2; Perkins 2, 0—2. **Hawaii**: Hardy-Tuliau 6, 1—7; Falemalu 5, 1—6; Laurel 4, 1—5; Paredes 4, 1—5; Torres 3, 2—5; Daily-Lyles 4, 0—4.

Quarterback Sacks—Colorado: Uzo-Diribe 1½-10; Hartigan 1-8, Mahnke 1-5, Sandersfeld 1-3, Rippey ½-4. **Hawaii**: Falemalu 2-14, Satele 1-8, Meatoga 1-7, Hanohano 1-5, Masch 1-5, Sellers 1-5.

Interceptions—Colorado: none. **Hawaii**: Laurel 1-32. **Passes Broken Up**—Colorado: Obi, Orms, Sandersfeld. **Hawaii**: Daily-Lyles, Hopkins, Torres.

GAME NOTES

CB Greg Henderson became just the seventh true freshmen in CU history to have started from scrimmage in the opening game of the season, and just the second cornerback to do so ... Since 1967, CU is **23-1** when scoring first in a season opener and **4-16-1** when the opponent scores first ... With 24 freshmen on the trip, several were scheduled to make their debuts; **11** did ... CU has now lost 18 straight road games (19 out-of-state), though this is only the second one that did not take place in the central/eastern time zones (other: at Cal in 2010) ... Longtime assistant coach **Brian Cabral** wore his trademark black and gold floral print lava lava ... **QB Tyler Hansen** had a string of 63 straight passes without an interception come to an end with a fourth quarter pick; he was sacked a career high seven times, the most since Texas A&M recorded eight against the Buffs in 2009 ... Hansen did become the 11th player to throw for 3,000 yards in a CU career, finishing the game with 3,045; he passed **Gale Weidner** (1959-61, 3,033) into 10th all-time on the overall list ... **WR Paul Richardson** had his third career two-TD reception game, tying him for the third most in school history ... In the last six season openers, the Buffaloes are perfect in scoring percentage inside-the-20, as they are **17-of-17** in the red zone (11 TDs, 6 FGs).

GAME 2**CALIFORNIA 36, COLORADO 33 (OT)****SEPTEMBER 10, 2011****FOLSOM FIELD, BOULDER**

BOULDER — California quarterback Zach Maynard hit receiver Keenan Allen with a 5-yard touchdown pass in overtime Saturday at Folsom Field, giving the Bears a 36-33 victory over Colorado in the Buffs' home opener.

CU got a record setting passing performance from senior quarterback Tyler Hansen, who completed 28-of-49 passes for a school-record 474 yards and three touchdowns, while tying the mark for the most total offense with 500 yards. Two of the scoring tosses went to sophomore Paul Richardson, who finished with 11 catches for 282 yards — also a single-game school record.

The contest matched Pac-12 Conference teams did not count in the league standings as it completed a previously arranged home-and-home series. Cal remained unbeaten at 2-0, while CU fell to 0-2.

Freshman kicker Will Oliver was perfect on four field goal attempts, the first set up by a Jon Major interception that gave the Buffs a first down at their own 40-yard line. Six plays later, Oliver made his first kick, giving Colorado its only lead of the half.

After holding Cal to a three-and-out on the game's first series, CU used a methodical 13-play march and ended up at the Bears' 9-yard line. Facing fourth-and-one there, CU elected to go for the first down but Rodney Stewart was stuffed for no gain.

The Bears responded by driving 81 yards in 10 plays, and aided by a pair of CU pass interference penalties, scored on a 2-yard Maynard-to-Nico Dumont pass and after the PAT attempt was blocked by defensive tackle Will Pericak, the Bears led, 6-3.

Two series later, a 39-yard Georgio Tavecchio field goal pushed Cal ahead 9-3, but CU responded with an Oliver 52-yard kick — the longest field goal by a freshman in CU history — and pulled to 9-6 with 4:18 left before halftime.

That was enough time for the Bears to drive 62 yards in seven plays, scoring on a 7-yard Maynard-to-Anthony Miller pass to take a 16-6 lead just before intermission.

Opening the second half, Hansen immediately directed a 10-play, 80-yard scoring drive, hitting senior tight end Ryan Deehan with a 37-yard scoring pass on third-and-eight and cut the deficit to three at 16-13.

After CU's defense held, Cal returned the favor and then blocked a Darragh O'Neill punt that traveled just 15 yards and gave the Bears possession at the Buffs' 35-yard line. Four plays later, Maynard and Miller connected for a TD, the pass this time covering 20 yards to put the Bears back up 10 at, 23-13.

Hansen and Richardson then teamed up for a 66-yard scoring play to close the third quarter with Cal leading 23-20. Then to open the fourth quarter, the two teamed up again for a 78-yard score and the Buffs took their first lead since 3-0 at 27-23.

Cal responded quickly, driving 80 yards in 11 plays and scoring on a 19-yard burst up the middle by tailback C.J. Anderson to get its lead back at 30-27 with 9:55 left.

Later in the fourth, the Buffs got the ball back at their own 15-yard line with 7:10 to play. Hansen drove the Buffs into field goal range and with: 30 left, Oliver nailed a 32-yarder to tie the game at 30-30.

Cal won the coin toss to start overtime and chose to play defense as most always do; the Buffs looked good early in the possession earning a first-and-goal but settled for a 22-yard field goal from Oliver to take a 33-30 lead.

Cal earned a quick first down at the 15-yard line but then had consecutive penalties and found themselves at first-and-30 at the 35. A 32-yard pass from Maynard to Allen gave the Bears a first down inside the 5-yard line and then that same duo won it on a 5-yard pass play two plays later, giving Cal the 36-33 victory.

California	0	16	7	7	6	—	36
COLORADO	3	3	14	10	3	—	33

SCORING	Score	Time	Qtr
COLORADO — Oliver 27 FG	3- 0	2:51	1Q
California — Dumont 2 pass from Maynard (kick blocked)	3- 6	12:07	2Q
California — Tavecchio 39 FG	3- 9	9:21	2Q
COLORADO — Oliver 52 FG	6- 9	4:18	2Q
California — Miller 7 pass from Maynard (Tavecchio kick)	6-16	1:13	2Q
COLORADO — Deehan 37 pass from Hansen (Oliver kick)	13-16	10:30	3Q
California — Miller 20 pass from Maynard (Tavecchio kick)	13-23	4:28	3Q
COLORADO — Richardson 66 pass from Hansen (Oliver kick)	20-23	1:41	3Q
COLORADO — Richardson 78 pass from Hansen (Oliver kick)	27-23	14:48	4Q
California — Anderson 19 run (Tavecchio kick)	27-30	9:55	4Q
COLORADO — Oliver 32 FG	30-30	0:30	4Q
COLORADO — Oliver 22 FG	33-30	OT1
California — Allen 5 pass from Maynard (no PAT kick)	33-36	OT1

Attendance: 49,532 **Time:** 3:37

Weather: 72 degrees, sunny skies, 7 mph winds from the east

TEAM STATISTICS	COLORADO	CALIFORNIA
First Downs.....	25	22
Third Down Efficiency (Fourth).....	6-17 (2-3)	7-13 (0-0)
Rushes—Net Yards	32-108	31-100
Passing Yards	474	270
Passes (Att-Comp-Int).....	50-28-0	36-19-1
Total Offense	582	370
Return Yards	4	0
Punts: No-Average.....	3-31.3	4-51.0
Fumbles: No-Lost.....	1-0	2-0
Penalties/Yards	12/98	5/50
Quarterback Sacks—Yards	3-28	0-0
Time of Possession	33:32	26:28
Drives/Average Field Position	12/C26	12/Ca34
Red Zone: Scores-Attempts (Points).....	3-4 (9)	5-5 (29)

INDIVIDUAL STATISTICS

Rushing—Colorado: Stewart 24-73, Hansen 7-26, Richardson 1-9. **California:** Sofele 20-84, Anderson 4-33, Allen 1-1, Maynard 5-minus 17, Team 1-minus 1.

Passing—Colorado: Hansen 49-28-0, 474, 3 td; Team 1-0-0, 0. **California:** Maynard 35-18-1, 243, 4 td; Allen 1-1-0, 27.

Receiving—Colorado: Richardson 11-284, Stewart 7-86, Deehan 3-53, McCulloch 2-11, Cefalo 1-14, Bahr 1-11, Clemons 1-9, Gray 1-3, Thornton 1-3. **California:** Allen 6-104, Jones 5-55, Calvin 3-42, Miller 2-27, Maynard 1-27, Tyndall 1-13, Dumont 1-2.

Punting—Colorado: O'Neill 2-39.5 (43 long, 0 In20, 1 blk). **California:** Anger 4-51.0 (59 long, 1 In20).

Punt Returns—Colorado: Richardson 1-4. **California:** Harding 3-19. **Kickoff Returns—Colorado:** Lockridge 1-20, Clemons 1-14. **California:** Edmond 4-93, Miller 1-4.

Tackle Leaders—Colorado: Rippy 9,5—14; Orms 5,5—10; Polk 8,0—8; Major 5,3—8; Sandersfeld 4,3—7; Webb 4,1—5; Henderson 3,2—5; Pericak 3,2—5; Hartigan 3,0—3; Obi 1,2—3; Perkins 1,2—3; Goldberg 1,0—1; Olatoye 1,0—1; Uzo-Diribe 1,0—1. **California:** Holt 6,3—9; Kendrick 7,1—8; Cattouse 7,0—7; Hill 6,0—6; Campbell 5,0—5; Guyton 4,1—5.

Quarterback Sacks—Colorado: Uzo-Diribe 1-13; Orms 1-8, Rippy 1-7. **California:** none.

Interceptions—Colorado: Major 1-0. **California:** none. **Passes Broken Up—Colorado:** Orms, Polk, Sandersfeld. **California:** Williams 3, Campbell, Davis.

GAME NOTES

Colorado dropped to 5-5 in overtime games, 5-4 in single OT affairs and 3-3 when the opponent plays defense first ... CU's last OT game was on Sept. 18, 2008 in Boulder, a 17-14 win over No. 21 West Virginia ... Colorado went from allowing seven sacks in the season opener (on 37 called pass plays) to zero today on 50; the downside of that this marked the first time the Buffs have ever lost a game when not committing a turnover or allowing a sack; CU is 14-1 since 1972 in such situations ... CU had three sacks, giving the Buffs at least one in 32 of the last 33 games ... Colorado's 582 yards of offense was its first game with 500 since recording 518 against Nebraska in a 65-51 win on Nov. 23, 2007 and its most since Sept. 22, 2007 when it rolled up 634 against Miami-OHio ... CU had 474 yards passing, its first 400-yard game since throwing for 401 against Texas A&M in Boulder on Oct. 8, 2005; it tied for the second most passing yards in CU history, matching the number against San Jose State in 1999 and behind only 533 against NE Louisiana in 1995 ... **DT Will Pericak** became the first player to block an extra point since **DE James Garee** batted one away against Clemson in the 2005 Champs Sports Bowl (opponents had made 154 in a row, the last miss in 2007; but the enemy had tried 195 PAT kicks without a Buff breaking through to reject one.

GAME 3**COLORADO 28, COLORADO STATE 14****SEPTEMBER 17, 2011****SPORTS AUTHORITY FIELD AT MILE HIGH, DENVER**

DENVER — Senior quarterback Tyler Hansen marched CU on an 85-yard, 10:03 fourth-quarter drive, capping it with a 2-yard sneak to help push the Buffs past Colorado State 28-14 at Sports Authority Field at Mile High.

The drive was second-longest time-wise in CU history, enabling the Buffs to win their first game in the CU coaching career of former Buffs tight end Jon Embree.

Senior Rodney Stewart nearly was a one-man show for CU, rushing 19 times for 98 yards and catching seven passes for 93, or 191 yards of total offense. Hansen completed 17-of-32 passes for 215 yards and was in on all four touchdowns, running for two and throwing the other two.

Stewart helped the Buffs to a season best 145 yards on the ground while holding the Rams to 67. CU limited CSU quarterback Pete Thomas to 18-of-28 passing for 157 yards.

CU had its third different starting lineup on the offensive line with Sione Tau, Alex Lewis and Ryan Dannewitz all splitting the duties at tackle. The Buffs were also short-handed in the secondary with Travis Sandersfeld out and shifted Parker Orms from nickel to corner alongside Greg Henderson.

CU led 14-7 at intermission, but it took a bounce-back second-quarter from the Buffs to establish that advantage. CSU took the opening kickoff and methodically marched 80 yards in nine plays to take a 7-0 lead on Thomas' first career rushing touchdown — a 4-yard scramble up the middle. The Buffs, meanwhile, managed just 10 yards of offense in the first quarter.

The Buffs were a different team in the next 15 minutes. After the teams traded punts to open the quarter, CU finally got untracked, fashioning a nine-play, 80-yard scoring drive of its own and getting the TD on a 2-yard option run left by Hansen.

After forcing a CSU punt, CU took over on its own 25 with 2:04 before intermission. Darragh O'Neill's punt was partially blocked by CSU's Joe McKay. But in the scramble that ensued about 15 yards downfield, the ball was inadvertently touched by CSU's Derek Good — and CU's Ryan Deehan was there to recover it.

The Buffs had a welcome reprieve at their 40-yard line, and Hansen quickly took them to the Rams 24. On third-and-10 there, with 19 seconds left in the half, Hansen scrambled right and found senior receiver Kyle Cefalo crossing the back of the end zone to accommodate his quarterback.

The 24-yard strike from Hansen was the first receiving TD of Cefalo's life and after Oliver's PAT gave the Buffs their first lead (14-7), 12 seconds later the half ended that way.

Offensively, the second quarter was a major turnaround for CU, which finished the half with 171 yards in total offense to CSU's 121.

After intermission, CU scored on its third possession of the third quarter. Hansen capped a five-play, 68-yard with a 44-yard TD pass to a wide open Toney Clemons. It was only the senior receiver's fourth reception of the season and first for a score.

After Oliver kicked the Buffs ahead 21-7, they were penalized 15 yards on the kickoff for the touchdown celebration, enabling the Rams to take over at their 36-yard line. Eight plays later — two plays into the fourth quarter — Thomas lateraled to Charles Lovett, who found tight end Crockett Gilmore alone on the left sideline.

The trick play covered 23 yards, and after DeLine's extra point, the Rams had pulled to within a touchdown (21-14) with 14:20 to play.

After trading punts, Hansen directed CU's ground- and time-consuming winning drive to put the game away.

Colorado State.....	7	0	0	7	—	14
COLORADO	0	14	7	7	—	28

SCORING	Score	Time	Qtr
Colorado State — Thomas 4 run (DeLine kick)	0- 7	10:01	1Q
COLORADO — Hansen 2 run (Oliver kick)	7- 7	2:37	2Q
COLORADO — Cefalo 24 pass from Hansen (Oliver kick)	14- 7	0:12	2Q
COLORADO — Clemons 44 pass from Hansen (Oliver kick)	21- 7	3:16	3Q
Colorado State — Gillmore 23 pass from Lovett (DeLine kick)	21-14	14:20	4Q
COLORADO — Hansen 2 run (Oliver kick)	28-14	1:15	4Q

Attendance: 57,186 **Time:** 3:12

Weather: 72 degrees, partly cloudy skies, 5 mph winds from the northwest

TEAM STATISTICS	COLORADO	COLORADO ST.
First Downs.....	23	16
Third Down Efficiency (Fourth).....	8-15 (0-0)	5-13 (0-1)
Rushes—Net Yards	34-145	25-67
Passing Yards	176	215
Passes (Att-Comp-Int).....	32-17-0	30-20-0
Total Offense	215	176
Return Yards	9	62
Punts: No-Average.....	7-43.7	7-44.7
Fumbles: No-Lost.....	0-0	2-1
Penalties/Yards	10/114	9/75
Quarterback Sacks—Yards	4-20	2-10
Time of Possession	32:20	27:40
Drives/Average Field Position	12/C28	11/CS29
Red Zone: Scores-Attempts (Points).....	2-2 (14)	1-1 (7)

INDIVIDUAL STATISTICS

Rushing—Colorado: Stewart 19-98, Hansen 8-26, Jones 6-23, Team 1-minus 2. **Colorado State:** Carter 6-30, Nwoke 7-29, Greenwood 2-5, Thomas 10-3.

Passing—Colorado: Hansen 32-17-0, 215, 2 td. **Colorado State:** Thomas 28-18-0, 157, 0 td; Lovett 1-1-0, 23, 1 td; Carter 1-1-0, minus-4, 0 td.

Receiving—Colorado: Stewart 7-93, Richardson 4-27, Clemons 3-65, Cefalo 1-24, Deehan 1-4, Harrington 1-2. **Colorado State:** Gillmore 5-84, Borcky 3-28, Nwoke 3-20, Lovett 2-14, Carter 2-5, Yemm 1-13, Levin 1-7, Brown 1-5, Law 1-4, Thomas 1-minus 4.

Punting—Colorado: O'Neill 6-49.2 (56 long, 2 In20, 1 blk). **Colorado State:** Kontodiakos 7-44.7 (58 long, 1 In20).

Punt Returns—Colorado: Stewart 2-9. **Colorado State:** Thomas 5-62. **Kickoff Returns—Colorado:** Clemons 1-33, Washington 2-35. **Colorado State:** Clubb 2-41.

Tackle Leaders—Colorado: Orms 7,4—11; Perkins 8,2—10; Major 4,1—5; Pericak 4,1—5; Rippey 3,2—5; Henderson 4,0—4; Hartigan 3,1—4; Cunningham 1,2—3; Polk 2,1—3; Webb 2,1—3; Goldberg 2,0—2; Poremba 2,0—2; Smith 2,0—2. **Colorado State:** Orapko 7,0—7; Barrett 6,1—7; Gray 4,2—6; Skelton 5,0—5; Caprioglio 5,0—5; Capi 4,1—5.

Quarterback Sacks—Colorado: Major 1-10; Hartigan 1-1, Poremba ½-5, Rippey ½-4, Goldberg 1-0. **Colorado State:** Capi 1½-9, James ½-1.

Interceptions—Colorado: none. **Colorado State:** none. **Passes Broken Up—Colorado:** Major, Olatoye, Polk. **Colorado State:** Smith.

GAME NOTES

Jon Embree recorded his first win as CU's head coach, as the third time proved to be the proverbial charm; he joined **Dal Ward** (1948, 19-6 over Nebraska), **Eddie Crowder** (1963; 21-7 at Kansas State) and **Bill Mallory** (1974; 24-21 vs. Wisconsin) to win their first game in their third try since World War II ... **OC/RB Coach Eric Bieniemy** presented Embree with the game ball in the lockerroom postgame ... No doubt **28-14** is a very common football score; but the last time CU won a game by this score was on Nov. 6, 1948, over Utah State in Boulder, some 63 years ago ... The **57,186** in attendance was the lowest of the 11 games in Denver; CU sold **37,914** of its allotment of about 38,300 tickets ... Colorado now leads the series with the Rams by a **61-20-2** count, including by a 7-4 margin in Denver ... CU has outscored the Rams 52-17 in the last two games, limiting CSU to 488 total yards (243 today) ... CU had four sacks today (including one for zero the school recognizes that the NCAA does not), giving CU at least one in 34 of its last 35 games ... **WR Kyle Cefalo** had his first career touchdown reception; the last time he scored a TD in a game was as a senior in high school in 2006 (Bishop Kelly in Boise), and it was by rushing. Cefalo confirmed that it was the first receiving TD in his life (in a game) ... **OT Alexander Lewis** made history, becoming just the second true freshman in CU history to start a game at offensive tackle; he the only other to do was playing on the same line — OG Ryan Miller, who started six games at right tackle in 2007; Lewis is the first to start at left tackle.

GAME 4**OHIO STATE 37, COLORADO 17****SEPTEMBER 24, 2011****OHIO STADIUM, COLUMBUS**

COLUMBUS — Behind yet another slow start for the Colorado Buffaloes, the Ohio State Buckeyes never let the Buffs recover and won, 37-17, at Ohio Stadium in front of 105,096.

CU fell to 1-3 and dropped its 19th straight road game (20th outside of Colorado), while Ohio State improved to 3-1.

After forcing the Buckeyes to punt on the game's opening series, the Buffs also went three-and-out. Whether called or done impromptu, CU's Darragh O'Neill attempted a left-footed rugby style punt that traveled 20 yards before it appeared to hit an Ohio State player, but no Buff made a move for it.

The Buckeyes took possession at the Buffs' 43-yard line and quickly used seven plays to take a 7-0 lead. Tailback Jordan Hall scored on a 1-yard run and pushed the Buckeyes in front 7-0. Hall finished with 84 yards rushing.

It was the first of seven possessions OSU would start inside Colorado territory in the game; in fact, the Buckeyes averaged starting at CU's 47 for its 12 drives and ran 44 of their 62 plays from a CU yardline.

On CU's next series, Hansen and Stewart botched a handoff and OSU tackle Adam Bellamy pounced on it at the Buffs' 22. The Buffs' defense held and a 28-yard field goal gave Ohio State a 10-0 lead that held up through the rest of the first quarter.

Midway through the second quarter, the Buckeyes pulled ahead 17-0 after Stewart signaled for a fair catch at his 5-yard line and put the Buffs offense in another precarious position.

Three plays later, O'Neill had to punt out of his end zone. Hall returned the punt 12 yards to the CU 46, and from there Miller capped a six-play scoring drive with a 32-yard TD pass to freshman Devin Smith, who got behind Buffs corner Ayodeji Olatoye.

CU showed its only offensive spark of the first half on the following possession, with Hansen driving the Buffs 83 yards and hitting receiver Toney Clemons with an 11-yard scoring pass. It was Clemons' second TD reception in as many games.

After Will Oliver's extra point, CU trailed by 10 (17-7) and appeared to possibly be finding itself. Then came Justin Castor's kickoff, which sailed out of bounds and gave Ohio State possession at its own 40. The Buffs defense looked like it had worked out of that jam, forcing the Buckeyes to punt.

But Stewart, signaling for a fair catch, had teammate Terrel Smith blocked into his leg, causing him to fumble; OSU recovered at the CU 10 with 15 seconds left in the half. After one play, Basil's 18-yard field goal gave OSU a 20-7 halftime lead.

CU started the second half as unsteadily as the first, getting whistled for holding on the kickoff and taking possession at its own 9-yard line. After punting, Hall carried five times and moved Ohio State to the CU 17. On Play No. 6, with the Buffs possibly expecting another dose of Hall, Miller and Smith hooked up for their second TD — this one a 17-yarder and CU was looking at a 27-7 deficit with 9:04 left in the third.

Hansen and his offense strung together a 60-yard drive, positioning Oliver for his sixth field goal of his freshman season — this one a 47-yarder that brought the Buffs to within 27-10. But CU's momentum was short-lived, as Hall returned the ensuing kickoff 90 yards to the Buffs' 5-yard line, and on the next play tailback Carlos Hyde scored, putting the Buckeyes up 34-10 at the end of three quarters.

OSU built on its lead as Basil booted a 47-yard field goal with 11:42 to play, increasing the Buckeyes' advantage to 37-10. The Buffs made one last attempt at it and scored on a 14-yard Hansen-to-Tyler McCulloch pass with 3:31 remaining, which proved to be the final points of the game, 37-17.

COLORADO	0	7	3	7	—	17
Ohio State	10	10	14	3	—	37

SCORING	Score	Time	Qtr
Ohio State — Hall 1 run (Basil kick)	0- 7	8:27	1Q
Ohio State — Basil 28 FG	0-10	4:49	1Q
Ohio State — Smith 32 pass from Miller (Basil kick)	0-17	7:53	2Q
COLORADO — Clemons 11 pass from Hansen (Oliver kick)	7-17	2:44	2Q
Ohio State — Basil 18 FG	7-20	0:03	2Q
Ohio State — Smith 17 pass from Miller (Basil kick)	7-27	9:04	3Q
COLORADO — Oliver 47 FG	10-27	4:47	3Q
Ohio State — Hyde 5 run (Basil kick)	10-34	4:26	3Q
Ohio State — Basil 47 FG	10-37	11:42	4Q
COLORADO — McCulloch 14 pass from Hansen (Oliver kick)	17-37	3:31	4Q

Attendance: 105,096 **Time:** 3:16

Weather: 64 degrees, partly cloudy skies, 4 mph winds from the northeast

TEAM STATISTICS	COLORADO	OHIO STATE
First Downs.....	13	20
Third Down Efficiency (Fourth).....	3-13 (2-2)	6-13 (1-1)
Rushes—Net Yards	16-76	47-226
Passing Yards	238	110
Passes (Att-Comp-Int).....	39-22-0	15-7-0
Total Offense	314	336
Return Yards	14	16
Punts: No-Average.....	6-38.5	4-39.2
Fumbles: No-Lost.....	3-2	1-0
Penalties/Yards	9/83	7/65
Quarterback Sacks—Yards	3-20	1-9
Time of Possession	26:43	33:17
Drives/Average Field Position	11/C18	12/C47
Red Zone: Scores-Attempts (Points).....	2-2 (14)	5-6 (27)

INDIVIDUAL STATISTICS

Rushing—Colorado: Stewart 11-55, Jones 2-18, Hansen 3-3. **Ohio State:** Hall 18-84, Miller 17-83, Hyde 6-40, Smith 4-18, Berry 2-1.

Passing—Colorado: Hansen 39-22-0, 238, 2 td. **Ohio State:** Miller 13-5-0, 83, 2 td; Bauserman 2-2-0, 27, 0 td.

Receiving—Colorado: Stewart 5-27, Richardson 4-38, Clemons 4-31, Deehan 3-71, Jones 2-28, Cefalo 2-6, Gray 1-23, McCulloch 1-14. **Ohio State:** Smith 3-64, Fragel 2-24, Williams 1-12, Fields 1-10.

Punting—Colorado: O'Neill 6-38.5 (51 long, 0 In20). **Ohio State:** Buchanan 4-39.2 (45 long, 3 In20).

Punt Returns—Colorado: Stewart 2-14. **Ohio State:** Hall 1-12, Fields 1-4. **Kickoff Returns—Colorado:** Washington 4-54, Jones 3-45, Harrington 1-0, Mahnke 0-2. **Ohio State:** Hall 2-135.

Tackle Leaders—Colorado: Perkins 9,6—15; Webb 10,0—10; Pericak 7,3—10; Olatoye 7,1—8; Rippy 5,3—8; Obi 4,2—6; Henderson 3,1—4; Orms 2,1—3; Polk 2,1—3; Major 1,2—3; Hartigan 2,0—2; Kasa 2,0—2; Uzo-Diribe 2,0—2; Daigh 1,1—2. **Ohio State:** Bryant 3,3—6; Shazier 3,2—5; Klein 3,1—4; Howard 2,2—4; Sweat 1,3—4; Barnett 3,0—3.

Quarterback Sacks—Colorado: Hartigan 2-13, Rippy 1-7. **Ohio State:** Klein 1-9.

Interceptions—Colorado: none. **Ohio State:** none. **Passes Broken Up—Colorado:** Henderson, Obi, Polk. **Ohio State:** Howard 2, Simon 2, Bryant.

GAME NOTES

Ohioans and Columbus area products **ILB Douglas Rippy** and **TB Rodney Stewart** were added as captains for the game ... Ohio State won for the fourth straight time in the series to take a **4-1** edge over the Buffs ... CU dropped to **1-3** in the state of Ohio and **7-22** all-time in games played in the Eastern Time Zone, dropping its last nine; the last win was at Michigan in 1994 (yes, "The Catch"), 17 years ago to the day ... This was the third largest crowd (**105,096**) that a CU team has ever played before (the other two were 106,000+ at Michigan in 1997 and 1994) ... CU had three sacks, giving the Buffs at least one in **35** of their last **36** games ... Colorado has now lost **19** straight road games (20 straight out-of-state including one neutral site—the '07 Independence Bowl) ... The 16 rushing attempts by Colorado tied the second-fewest in school history; the Buffs had 14 against Iowa State in Boulder in 1992 and previously had 16 twice (the last in the 2004 Big 12 Championship game versus Oklahoma) ... **WR Tyler McCulloch** had his first career touchdown reception (14 yards from Tyler Hansen in the fourth quarter). It came on his fifth career catch ... **OT Alexander Lewis** has been practicing some at tight end and saw his first game action at the position (three snaps) ... CU came into the game one of just eight schools to have committed a single turnover in the first three weeks of the season, but that run ended on the fumbled exchange in the first quarter between Hansen and Stewart. The Buffs were gunning for three turnover-free games in a row for the first time ever; CU went 133:09 between turnovers.

GAME 5**WASHINGTON STATE 31, COLORADO 27****OCTOBER 1, 2011****FOLSOM FIELD, BOULDER**

BOULDER — Washington State quarterback Marshall Lobbestael had his favorite, and the nation's leading receiver, Marquess Wilson held under wraps until the pair connected on a 63-yard touchdown pass with 1:10 remaining in the game to rally the Cougars to a 31-27 win over host Colorado in the Buffaloes' Pac-12 Conference debut.

The Buffs appeared to have put the game away with a 78-yard scoring drive that gave them a 10-point lead (27-17) with 5:11 to play. But Lobbestael, who completed 32-of-49 passes for 376 yards, brought WSU back by throwing two of his three TD passes in the final 2:35.

The scoring pass to Wilson, who entered the game averaging 143 receiving yards per game, came after a mix-up in the injury-riddled CU secondary. Wilson almost stopped and then used his speed to get wide open behind freshman cornerback Greg Henderson and senior safety Anthony Perkins.

CU rediscovered its running game, but that timely find was futile. Rodney Stewart rushed 26 times for 132 yards, breaking the 100-yard barrier for the 15th time in his career. Buffs quarterback Tyler Hansen completed 15-of-23 passes for 175 yards and two TDs, with one interception.

The Buffs (1-4 overall, 0-1 Pac-12) led 13-10 at halftime on the strength of Will Oliver's 48-yard field goal on the final play. He also kicked a 48-yarder late in the first quarter for CU's first points and had an earlier 29-yard attempt blocked.

After the field goal block, WSU (3-1, 1-0) responded immediately, driving 81 yards in 15 plays. Carl Winston scored on a 2-yard run to put the Cougars up 7-0 with 3:57 left in the first quarter.

After Oliver's 48-yarder trimmed the deficit to 7-3, the Buffs stopped the Cougars on fourth-and-one at the CU 40. Hansen and his offense then took advantage of a pair of major penalties and cruised 56 yards for the Buffs' go-ahead touchdown — a 9-yard pass from Hansen to Paul Richardson.

Lobbestael and his group then capitalized on a rare Hansen interception — his pass was tipped by tight end Ryan Deehan and picked by safety Deonne Buchanan, who returned it 29 yards to the CU 38.

With 21 seconds left in the half, the Cougars had to settle for a 28-yard Furney field goal that tied the score (10-10). After a short kickoff returned to the CU 48 by Evan Harrington, Hansen and Deehan teamed for a 21-yard completion, bringing on Oliver with 5 seconds before intermission, where he gave the Buffs their 13-10 halftime lead.

To open the second half, Hansen engineered a nine-play, 79-yard drive. CU had first-and-goal at the WSU 8-yard line, and two plays later Hansen tossed another fade to the left corner — this time to Toney Clemons for a 4-yard score to give the Buffs a 10-point (20-10) cushion.

Lobbestael responded again and drove his team 80 yards in five minutes, completing the journey with an 11-yard scoring pass to fullback Jared Byers to pull WSU to within three (20-17).

That score held until the Buffs took over with 11:18 remaining in the game. CU drove 78 yards for the TD that gave them a 10-point lead at 27-17.

Lobbestael then engineered a 77-yard drive, capped with an 18-yard touchdown pass to Isaiah Barton to bring WSU back to within three points (27-24).

The Buffs did pick up one first down trying to run the final 2:30 off the clock, but then were forced to punt and pinned WSU at its 9-yard line. Lobbestael proved to be too much, completing 4-of-5 passes on the final drive, the last of which was the 63-yarder that proved to be the game winner.

The Buffs did have one final shot, but on the first play of their final drive, Richardson fumbled at the WSU 38 after Hansen hit him over the middle. It was the sophomore's first career fumble after 70 touches.

Washington State.....	7	3	7	14	—	31
COLORADO	3	10	7	7	—	27

SCORING	Score	Time	Qtr
Washington State—Winston 2 run (Furney kick)	0-7	3:57	1Q
COLORADO — Oliver 48 FG	3-7	0:44	1Q
COLORADO — Richardson 9 pass from Hansen (Oliver kick)	10-7	9:16	2Q
Washington State—Furney 28 FG	10-10	0:21	2Q
COLORADO — Oliver 48 FG	13-10	0:00	2Q
COLORADO — Clemons 4 pass from Hansen (Oliver kick)	20-10	10:01	3Q
Washington State—Byers 11 pass from Lobbestael (Furney kick)	20-17	6:27	3Q
COLORADO — Stewart 1 run (Oliver kick)	27-17	5:11	4Q
Washington State—Barton 19 pass from Lobbestael (Furney kick)	27-24	2:35	4Q
Washington State—Wilson 63 pass from Lobbestael (Furney kick)	27-31	1:10	4Q

Attendance: 51,928 **Time:** 3:12

Weather: 82 degrees, clear skies, 5 mph winds from the southeast

TEAM STATISTICS	COLORADO	WASH. STATE
First Downs.....	20	28
Third Down Efficiency (Fourth).....	7-12 (0-0)	7-13 (0-2)
Rushes—Net Yards	38-161	27-79
Passing Yards	175	376
Passes (Att-Comp-Int).....	24-15-1	49-32-1
Total Offense	336	455
Return Yards	51	41
Punts: No-Average	3-49.0	3-40.3
Fumbles: No-Lost	2-1	2-0
Penalties/Yards	10/90	10/125
Quarterback Sacks—Yards	3-20	3-18
Time of Possession	32:12	27:48
Drives/Average Field Position	11/C33	11/WS28
Red Zone: Scores-Attempts (Points).....	3-4 (21)	4-4 (24)

INDIVIDUAL STATISTICS

Rushing—Colorado: Stewart 26-132, Jones 3-21, Hansen 9-8. **Washington State:** Winston 10-47, Galvin 6-27, Mitz 4-17, Mason 1-2, Lobbestael 4-minus 10, Team 2-minus 4.

Passing—Colorado: Hansen 23-15-1, 175, 2 td; Team 1-0-0, 0. **Washington State:** Lobbestael 49-32-1, 376, 3 td.

Receiving—Colorado: Richardson 7-76, Clemons 3-19, Stewart 1-34, Deehan 1-21, Gray 1-14, Harrington 1-9, Jones 1-2. **Washington State:** Karstetter 9-105, Barton 7-68, Wilson 6-121, Ratliff 4-36, Winston 4-35, Byers 1-11, Williams 1-0.

Punting—Colorado: O'Neill 3-49.0 (57 long, 1 In20). **Washington State:** Wagner 3-40.3 (41 long, 1 In20).

Punt Returns—Colorado: Stewart 1-minus 1. **Washington State:** Brooks 2-12. **Kickoff Returns—Colorado:** Stewart 5-113, Harrington 1-19. **Washington State:** Barton 3-66.

Tackle Leaders—Colorado: Perkins 7, 3—10; Major 7, 2—9; Rippy 4, 2—6; Polk 3, 3—6; Espinoza 4, 1—5; Henderson 4, 1—5; Lockridge 4, 1—5; Pericak 3, 2—5; Smith 3, 0—3; Mahnke 2, 1—3; Moten 2, 1—3; Cunningham 1, 2—3. **Washington State:** Hoffman-Ellis 12, 2—14; Long 6, 2—8; Locker 7, 0—7; Bucannon 4, 1—5; Mizell 2, 2—4; Toomer 3, 0—3; Horton 3, 0—3.

Quarterback Sacks—Colorado: Lockridge 1-9, Major 1-7, Uzo-Diribe 1-4. **Washington State:** Hoffman-Ellis 2-16, Mayes 1-2.

Interceptions—Colorado: Polk 1-52. **Washington State:** Bucannon 1-29. **Passes Broken Up—Colorado:** Cunningham, Major, Perkins. **Washington State:** Horton, Simmons.

GAME NOTES

Colorado led for 37:45 of the game, just a few minutes under the time it held leads in the first four games combined ... Colorado now leads the series 4-3, but WSU leads 3-2 in Boulder ... Colorado is now 16-4 in games played on Parent's/Family Weekend and 12-4 at home since mid-1984 when losing by 20 or more points the previous week on the road (CU fell 37-17 at Ohio State last Saturday) ... Colorado dropped to 78-38-2 in conference openers (51-15-1 at home) and to 5-3 in "new" conference openers.

CU's three first half scores were a season-high (1 TD/2 FG); the 13 points were second to the CSU game where the Buffs led 14-7 at halftime ... Colorado ran 62 plays in the game, the fourth time in five the Buffs ran 66 or fewer (exception: 82 vs. Cal). CU is averaging just 64.6 offensive plays per game for the season ... **TE Kyle Slavin** started the game, which was also served as his first collegiate snap ... **TB** turned **CB Brian Lockridge** played his first game on defense, and the first stat he recorded was a 9-yard quarterback sack in the second quarter ... **WR** turned **CB Jason Espinoza** saw his first career action on defense and in fact, started the game at left cornerback.

GAME 6**STANFORD 48, COLORADO 7****OCTOBER 8, 2011****STANFORD STADIUM, PALO ALTO**

PALO ALTO, Calif. — Behind Heisman Trophy hopeful Andrew Luck's 370 yards passing and the Pac-12's top defense, No. 7 Stanford stormed past undermanned Colorado, 48-7, in CU's first conference road game as a member of the league.

Luck, who finished second in last season's Heisman voting, played barely over three quarters in completing 26-of-33 passes for the Cardinal (5-0, 2-0 Pac-12), three for touchdowns with one interception. The Buffs fall to 1-5 and 0-2, respectively.

CU's secondary has been ravaged by injuries and last week lost four players to indefinite suspensions. Also, the Buffs lined up Saturday without their top receiver, sophomore Paul Richardson, who is out with a knee injury suffered last week in practice. Redshirt freshman Keenan Canty took Richardson's place, making three catches for 23 yards.

The Buffs, who rushed for a season-high 161 yards last week, were limited to 60 by a Cardinal defense that entered the game yielding a league-low 62.2 yards per game.

CU starting quarterback Tyler Hansen was 15-of-29 for 202 yards and accounted for the Buffs' lone TD — a 5-yard shovel pass to tailback Tony Jones.

The Buffs trailed 27-7 at halftime, yet they got the start they wanted after linebacker Jon Major recovered the opening kickoff at the Stanford 36-yard line. CU drove to the 12 where the drive stalled and Will Oliver was summoned to attempt a 29-yard field goal attempt.

Inside linebacker Max Bergen burst through the Buffs O-line, blocked Oliver's attempt — it was his second blocked kick in as many weeks — and scooped up the ball, returning it 75 yards for a touchdown. Just like that, the Buffs trailed 7-0 instead of potentially having the lead.

After that, it was all Luck — every bit of it of the Andrew variety.

The Stanford senior didn't throw an incompleteness in the first quarter (6-for-6, 109 yards) and had his team up 13-0 by quarter's end. On the Cardinal's 78-yard scoring drive, Luck accounted for 72 of the yards on four completions, then handed off to tailback Stepfan Taylor for a 1-yard TD dive. The extra point attempt caromed off the right upright, but Stanford still led, 13-0.

The Buffs pulled to within 13-7 after Williamson sailed a 47-yard field goal attempt wide right early in the second quarter. Following his miss, CU capitalized on a 76-yard Hansen-to-Rodney Stewart screen pass to the Stanford 5, then Hansen and Jones connected on the short shovel pass for Jones' first career score.

Oliver's PAT pulled the Buffs to 13-7, and after safety-turned-corner Terrel Smith intercepted Luck on a deflection at the Buffs' 19-yard line, it appeared CU might still be in the fight. But it was short lived.

CU went three-and-out, and the Cardinal went 53 yards — converting a third-and-26 — with a 1-yard Jeremy Stewart TD dive and PAT kick giving Stanford a 20-7 lead.

By halftime, Luck had completed 14-of-18 passes for 219 yards, with a 1-yard TD toss to Ryan Hewitt that gave Stanford its 27-7 lead when first-half play ended. A potential beat-down was brewing, and on its first second-half possession the Cardinal worked toward making it happen.

Luck and Hewitt teamed for a 10-yard scoring completion and Williamson's PAT pushed Stanford comfortably ahead 34-7 with 11:03 left in the third quarter. Later in the third, tailback Tyler Gaffney capped an 84-yard drive with a 1-yard plunge to make it 41-7.

The fourth quarter began with Luck still throwing. Just under 4 minutes in, he teamed with Griff Whalen for a 30-yard score, 48-7, and then both teams surrendered to their second team players and the game ended with that score.

COLORADO	0	7	0	0	—	7
Stanford	13	14	14	7	—	48

SCORING	Score	Time	Qtr
Stanford — Bergen 75 blocked field goal return (Williamson kick)	0-7	11:01	1Q
Stanford — Taylor 1 run (kick failed)	0-13	5:33	1Q
COLORADO — Jones 5 pass from Hansen (Oliver kick)	7-13	12:54	2Q
Stanford — Stewart 1 run (Williamson kick)	7-20	6:48	2Q
Stanford — Hewitt 1 pass from Luck (Williamson kick)	7-27	2:07	2Q
Stanford — Hewitt 10 pass from Luck (Williamson kick)	7-34	11:03	3Q
Stanford — Gaffney 1 run (Williamson kick)	7-41	2:03	3Q
Stanford — Whalen 30 pass from Luck (Williamson kick)	7-48	11:02	4Q

Attendance: 50,360 **Time:** 2:53

Weather: 70 degrees, clear skies, 17 mph winds from the west

TEAM STATISTICS	COLORADO	STANFORD
First Downs.....	11	28
Third Down Efficiency (Fourth).....	2-13 (0-0)	4-10 (2-2)
Rushes—Net Yards	27-60	35-161
Passing Yards	204	392
Passes (Att-Comp-Int).....	30-16-1	35-27-1
Total Offense	264	553
Return Yards	0	134
Punts: No-Average	8-43.2	2-44.0
Fumbles: No-Lost	0-0	1-1
Penalties/Yards	6/47	5/65
Quarterback Sacks—Yards	0-0	3-18
Time of Possession	28:34	31:26
Drives/Average Field Position	13/C28	10/S31
Red Zone: Scores-Attempts (Points).....	1-2 (7)	5-5 (34)

INDIVIDUAL STATISTICS

Rushing—Colorado: Stewart 11-21, Hansen 6-19, Ford 4-15, Jones 6-5. **Stanford:** Gaffney 9-61, Taylor 13-58, Wilkerson 3-21, Stewart 4-12, Seale 3-6, Meinken 1-3, Luck 1-2, Gatewood 1-minus 2.

Passing—Colorado: Hansen 29-15-1, 202, 1 td; Hirschman 1-1-0, 2. **Stanford:** Luck 33-26-1, 370, 3 td; Nottingham 2-1-0, 22.

Receiving—Colorado: Gray 3-38, Clemons 3-31, Canty 3-23, Stewart 2-79, McCulloch 2-16, Jones 2-8, Deehan 1-9. **Stanford:** Whalen 4-92, Ertz 4-78, Hewitt 4-28, Taylor 4-24, Owusu 3-34, Fleener 2-41, Toilolo 2-37, Patterson 1-22, Gatewood 1-22, Gaffney 1-11, Wilkerson 1-3.

Punting—Colorado: O'Neill 8-43.2 (53 long, 1 In20). **Stanford:** Green 2-44.0 (48 long, 0 In20).

Punt Returns—Colorado: none. **Stanford:** Terrell 2-32. **Kickoff Returns—Colorado:** Stewart 4-103, Clemons 1-22, Jones 1-21. **Stanford:** Montgomery 1-21, Stewart 1-3.

Tackle Leaders—Colorado: Polk 11,6—17; Perkins 8,6—14; Rippey 9,3—12; Henderson 6,4—10; Mahnke 4,2—6; Smith 4,0—4; Major 2,2—4; Webb 2,2—4; Daigh 2,1—3; Espinoza 2,0—2; Greer 2,0—2. **Stanford:** Howell 5,1—6; Bademosi 4,1—5; Thomas 4,1—5; Brown 4,0—4; Thomas 4,0—4; Lueders 3,1—4; Gardner 3,1—4; Tarpley 3,0—3.

Quarterback Sacks—Colorado: none. **Stanford:** Lueders 1-8, Thomas 1-6, Tarpley 1-4.

Interceptions—Colorado: Smith 1-0. **Stanford:** Thomas 1-27. **Passes Broken Up—Colorado:** Henderson 2, Cunningham, Hartigan. **Stanford:** Brown 2, Howell 2, five with one.

GAME NOTES

Bergen's blocked field goal return for a touchdown was the first ever in a Colorado game, either by a Buff or an opponent ... Stanford's first six rushes of the game all were for 2 yards or less (2, 1, 2, 0, 1, 2) ... Stanford's miss on a 47-yard field goal attempt in the first quarter was the opponents first miss in 2011 and snapped a streak of 16 straight field goals made by the opponent dating back to last year's Baylor game ... Stanford's conversion of a 3rd-&-26 in the second quarter snapped an 0-of-11 run on 3rd-&-20 or more by CU opponents, who are now just **5-of-102** in such situations dating back to 1993 ... Colorado had season lows in penalties (6) and penalty yards (47) ... Stanford's **553** total yards are the most in the series, topping the 551 that Colorado amassed here in the 1993 game ... **WR Keenan Canty** made his first career start, and on the play, caught his first career pass (5 yards from Tyler Hansen) ... **QB Tyler Hansen** moved into a tie for seventh in career touchdown passes (27), pulling even with Steve Vogel and Darian Hagan ... **TB Rodney Stewart's** 76-yard reception was the longest play of his career, and tied for the 27th longest pass play in CU history and was the seventh longest pass reception by a running back ... **OLB Woodson Greer III** saw his first career action, the 13th true freshman to play for CU in 2011.

GAME 7**WASHINGTON 52, COLORADO 24****OCTOBER 15, 2011****HUSKY STADIUM, SEATTLE**

SEATTLE — Jon Embree observed his 46th birthday here Saturday, but it was anything but a celebration for Colorado, who fell 52-24 to Washington, the Buffaloes' 21st consecutive road loss and fourth straight defeat this season.

UW won for the eighth time in nine games dating to last year and improved to 5-1 overall and remained unbeaten (3-0) in the Pac-12 Conference. CU, meanwhile, slipped to 1-6 overall and still winless (0-3) in its new league.

The Huskies scored on all six of their first-half possessions (five touchdowns, one field goal) to lead 38-10 by intermission. Their first-half point total was the schools' most since scoring 45 against Oregon State in 1999.

None of UW's first-half touchdown drives — marches of 65, 74, 70, 70 and 56 yards — required more than 3:44 on the clock. The Huskies were denied the end zone only by the clock: Taking possession for a sixth time with 1:08 left before the half ended, they simply ran out of time and settled for a 41-yard Erik Folk field on the half's final play.

The banged up Buffs, who have allowed an average of 42 points in their current four game losing streak, and 550-plus yards in total offense in the past two, played most of Saturday's final three quarters minus leading rusher and receiver Rodney Stewart (sprained knee). Starting inside linebacker Doug Rippey (knee) also left early and starting jack linebacker Josh Hartigan (stinger) didn't dress for the game. Receiver Paul Richardson (knee) did not make the trip.

CU matched UW's 65-yard opening scoring drive with a 70-yard march to tie the score at 7-7 on Tyler Hansen's 5-yard TD pass to Kyle Cefalo and Will Oliver's PAT. It was the Buffs' first score on an opening drive this season.

That happened at the 9:42 mark of the first quarter — and from that point forward, the first half (and ultimately the afternoon) was under the Huskies' control. When Oliver kicked his 46-yard field goal — CU's only other first-half scoring — UW was comfortably ahead 21-10.

In the first half, the Huskies totaled 42 plays for 379 yards in total offense, including 230 passing by quarterback Keith Price. Aided by CU's depleted secondary, Price completed four of his 18 first-half completions (23 attempts) in the end zone.

UW tailback Chris Polk, the Pac-12's second-leading rusher, ran 18 times for 117 yards — five below his average. The Huskies totaled 562 yards in total offense, topping the 553 Stanford hung on the Buffs in their previous game. CU managed 269 yards in total offense with 62 rushing.

Finding a spark at intermission, the Buffs scored on their first series of the second half. Tailback Tony Jones' 2-yard plunge capped a 74-yard drive, and Oliver's extra point made the count 38-17. But two series later, UW matched it with a 26-yard TD run by Jesse Callier — the first of his career — that shot the Huskies' advantage back to 28 points (45-17).

When Price's departure brought on Nick Montana, the Buffs got an immediate break. On his first play, Montana fumbled after being sacked from the blind side by Chidera Udo-Diribe. Following defensive end David Goldberg's recovery at the UW 36, CU scored six plays later on a 1-yard Jones run off right tackle. Oliver's extra point kick made the score 45-24 with 13:34 remaining.

The Huskies punched it in one more time, their final TD coming on a 3-yard run by Bishop Sankey with 2:32 to play.

COLORADO	7	3	7	7	—	24
Washington	21	17	7	7	—	52

SCORING	Score	Time	Qtr
Washington — Kearse 17 pass from Price (Folk kick)	0-7	12:16	1Q
COLORADO — Cefalo 5 pass from Hansen (Oliver kick)	7-7	9:42	1Q
Washington — Smith 22 run (Folk kick)	7-14	6:47	1Q
Washington — Jenkins 11 pass from Price (Folk kick)	7-21	0:00	1Q
COLORADO — Oliver 46 FG	10-21	10:51	2Q
Washington — Polk 14 pass from Price (Folk kick)	10-28	8:05	2Q
Washington — Aguilar 4 pass from Price (Folk kick)	10-35	2:09	2Q
Washington — Folk 41 FG	10-38	0:00	2Q
COLORADO — Jones 2 run (Oliver kick)	17-38	10:45	3Q
Washington — Callier 26 run (Folk kick)	17-45	2:48	3Q
COLORADO — Jones 1 run (Oliver kick)	24-45	13:34	4Q
Washington — Sankey 3 run (Guttorp kick)	24-52	2:32	4Q

Attendance: 62,147 **Time:** 2:53 **Weather:** 50 degrees, overcast, 3 mph winds from the west

TEAM STATISTICS	COLORADO	WASHINGTON
First Downs.....	17	31
Third Down Efficiency (Fourth).....	8-17 (0-0)	8-10 (0-0)
Rushes—Net Yards	27-62	40-295
Passing Yards	207	267
Passes (Att-Comp-Int).....	38-22-0	30-23-0
Total Offense	269	562
Return Yards	3	9
Punts: No-Average	6-40.5	2-44.0
Fumbles: No-Lost	0-0	1-1
Penalties/Yards	3/30	6/65
Quarterback Sacks—Yards	1-7	5-47
Time of Possession	29:23	30:37
Drives/Average Field Position	11/C27	11/VV34
Red Zone: Scores-Attempts (Points).....	3-3 (21)	5-5 (35)

INDIVIDUAL STATISTICS

Rushing—Colorado: Jones 14-49, Stewart 4-42, Ford 1-13, Canty 1-minus 2, Hirschman 3-minus 19, Hansen 4-minus 21. **Washington:** Polk 18-117, Callier 10-81, Sankey 8-71, Smith 1-22, Price 2-11, Montana 1-minus 7.

Passing—Colorado: Hansen 30-18-0, 155, 1 td; Hirschman 8-4-0, 52. **Washington:** Price 28-21-0, 257, 4 td; Montana 2-2-0, 10.

Receiving—Colorado: Jones 7-49, Canty 5-45, Gray 3-47, Cefalo 2-18, Clemons 2-18, Stewart 2-18, McCulloch 1-12. **Washington:** Aguilar 6-37, Kearse 5-84, Johnson 5-61, Jenkins 3-42, Smith 2-20, Polk 1-14, Callier 1-9.

Punting—Colorado: O'Neill 6-40.5 (44 long, 0 In20). **Washington:** Mahan 2-44.0 (51 long, 2 In20).

Punt Returns—Colorado: Canty 1-3. **Washington:** Williams 1-9. **Kickoff Returns—Colorado:** Canty 5-87, Jones 1-23, Stewart 2-23. **Washington:** Smith 3-62, Callier 1-27.

Tackle Leaders—Colorado: Rippey 7, 3—10; Perkins 1, 6—7; Polk 5, 1—6; Smith 5, 1—6; Ahles 4, 2—6; Daigh 4, 2—6; Webb 4, 2—6; Major 3, 3—6; Uzo-Diribe 5, 0—5; Espinoza 4, 1—5; Goldberg 3, 2—5; Mahnke 3, 2—5; Pericak 2, 3—5. **Washington:** Dennison 2, 4—6; Ta'amu 2, 3—5; Shamburger 4, 0—4; Walker 4, 0—4; Glenn 4, 0—4; Ducre 3, 0—3; Shirley 2, 1—3; Trufant 2, 1—3; Kearse 2, 1—3.

Quarterback Sacks—Colorado: Uzo-Diribe 1-7. **Washington:** Gilliland 1-13, Galbraith 1-8, Thompson 1-3, Ta'amu ½-5, Trufant ½-5.

Interceptions—Colorado: none. **Washington:** none. **Passes Broken Up—Colorado:** Polk, Obi. **Washington:** Ducre, Fellner, Shirley, Walker.

GAME NOTES

Washington moved ahead in the series, 6-5-1 ... CU sold 1,750 tickets to the game and counting player comps, moved 2,000 overall (this time in 2010 with a 3-1 team, CU moved under 300 for a game at Missouri) ... The Buffs scored on their first possession for the first time in 2011 (the first in nine games, since a field goal versus Iowa State last November) ... Washington's 209 yards in the first quarter was an opponent season-high for any quarter ... This was the highest scoring game in the series (76 points), eclipsing the 1989 game (a 45-28 CU win) ... UW had 562 yards after Stanford's 553 last week; the last time CU surrendered 500-plus yards in back-to-back games was in 1983 (three straight: Nebraska 609, Oklahoma State 524, Kansas 531) ... It was CU's 21st straight road loss ... **TB Tony Jones** scored his first career rushing touchdowns and had his career long run of 38 yards; he caught a career best seven passes for 49 yards and had 121 all-purpose yards filling in for TB Rodney Stewart after he left with a first half knee injury ... **PK Will Oliver** improved to 9-of-12 in field goals, including 5-of-6 from 40 or more yards; the average distance of those makes has been 39.6 yards ... **DE Chidera Uzo-Diribe** had a quarterback sack to give him a team best 4½; he forced a fumble on the play, his third on the year and the most by a Buff in a season since **CB Clyde Surrell** had three in 2003 ... Coach **Jon Embree** celebrated his 46th birthday on game day, falling to 3-3 in games played or coached on the day he entered the world.

THE LAST TIME**INDIVIDUAL**

Kickoff Return For A Touchdown	Colorado: Brian Lockridge vs. Oklahoma State at Stillwater, Nov. 19, 2009 (98 yards). Opponent: Cyrus Gray, Texas A&M in Boulder, Nov. 7, 2009 (99 yards).
Punt Return For A Touchdown	Colorado: Stephone Robinson vs. Kansas in Boulder, Oct. 22, 2005 (81 yards). Opponent: Niles Paul, Nebraska in Boulder, Nov. 27, 2009 (59 yards).
Interception Return For A Touchdown	Colorado: Benjamin Burney vs. Missouri in Boulder, Oct. 31, 2009 (78 yards). Opponent: Mike Mohamed, California at Berkeley, Sept. 11, 2010 (41 yards).
Fumble Return/Recovery For A Touchdown	Colorado: Michael Sipili vs. Iowa State in Boulder, Nov. 13, 2010 (45 yards). Opponent: Tyler Patmon, Kansas at Lawrence, Nov. 6, 2010 (28 yards).
Blocked Punt Return For A Touchdown	Colorado: Lawrence Vickers vs. Washington State at Seattle, Sept. 11, 2004 (0 yards). Opponent: Ben Wells, Texas at Austin, Oct. 10, 2009 (3 yards).
Blocked Field Goal Return For A Touchdown	Colorado: Has not occurred. Opponent: Max Bergen, Stanford at Palo Alto, Oct. 8, 2011 (75 yards; first-ever against Colorado)
Blocked Punt	Colorado: Doug Rippy vs. Toledo at Toledo, Sept. 11, 2009 (<i>two blocks</i>). Opponent: Colton Paulhus, Colorado State in Denver, Sept. 17, 2011.
Blocked PAT Kick	Colorado: Will Pericak vs. California in Boulder, Sept. 10, 2011. Opponent: Tysyn Hartman, Kansas State in Boulder, Nov. 20, 2010.
Blocked Field Goal	Colorado: Will Pericak vs. Colorado State in Denver, Sept. 4, 2010. Opponent: Max Bergen, Stanford at Palo Alto, Oct. 8, 2011 (kicker: Will Oliver).
Offensive Lineman To Score A Touchdown	Colorado: Heath Irwin vs. Nebraska in Boulder, Oct. 28, 1995 (recovered fumble in end zone). Opponent: Has not occurred.
Defensive Two-Point Conversion	Colorado: Greg Biekert vs. Nebraska in Boulder, Nov. 2, 1991. Opponent: Has not occurred.
300 Yards Total Offense	Colorado: 500, Tyler Hansen vs. California in Boulder, Sept. 10, 2011 (<i>474 pass, 26 rush</i>). Opponent: 370, Andrew Luck, Stanford at Palo Alto, Oct. 8, 2011 (<i>370 pass, 2 rush</i>).
400 Yards Total Offense	Colorado: 500, Tyler Hansen vs. California in Boulder, Sept. 10, 2011 (<i>474 pass, 26 rush</i>). Opponent: 457, Landry Jones, Oklahoma at Norman, Oct. 30, 2010 (<i>453 pass, 4 rush</i>).
100 Yards Rushing	Colorado: 132, Rodney Stewart vs. Washington State in Boulder, Oct. 1, 2011 (<i>26 carries</i>). Opponent: 117, Chris Polk, Washington at Seattle, Oct. 15, 2011 (<i>18 carries</i>).
200 Yards Rushing	Colorado: 211, Chris Brown vs. Missouri at Columbia, Nov. 9, 2002. Opponent: 220, Noel Devine, West Virginia at Morgantown, Oct. 1, 2009 (<i>20 carries</i>).
300 Yards Rushing	Colorado: 309, Chris Brown vs. Kansas at Lawrence, Oct. 12, 2002. Opponent: Has not occurred (record is 268).
Three Touchdowns Rushing	Colorado: 3, Rodney Stewart vs. Kansas at Lawrence, Nov. 6, 2010. Opponent: 3, Bryant Moniz, Hawai'i at Honolulu, Sept. 3, 2011
Four Touchdowns Rushing	Colorado: 4, Lawrence Vickers vs. Missouri in Boulder, Nov. 5, 2005. Opponent: 4, James Sims, Kansas at Lawrence, Nov. 6, 2010.
Two 100-Yard Rushers	Colorado: Brian Lockridge (14-109) and Rodney Stewart (22-106) vs. Hawai'i in Boulder, Sept. 18, 2010. Opponent: Jay Finley (14-143) and Robert Griffin III (15-137), Baylor in Boulder, Oct. 16, 2010.
Three 100-Yard Rushers	Colorado: Jon Keyworth (18-124), Paul Arendt (23-116) and Ward Walsh (15-101), vs. Air Force at USAFA, Nov. 21, 1970. Opponent: David Overstreet (18-258), Darrell Shepard (3-151) and George Rhymes (9-110), Oklahoma in Boulder, Oct. 4, 1980.
300 Yards Passing	Colorado: 474, Tyler Hansen vs. California in Boulder, Sept. 10, 2011. Opponent: 370, Andrew Luck, Stanford at Palo Alto, Oct. 8, 2011.
400 Yards Passing	Colorado: 474, Tyler Hansen vs. California in Boulder, Sept. 10, 2011. Opponent: 453, Landry Jones, Oklahoma at Norman, Oct. 30, 2010.
Three Touchdowns Passing	Colorado: 3, Tyler Hansen vs. California in Boulder, Sept. 10, 2011. Opponent: 4, Keith Price, Washington at Seattle, Oct. 15, 2011.
Four Touchdowns Passing	Colorado: 4, Cody Hawkins vs. Toledo at Toledo, Sept. 11, 2009. Opponent: 4, Keith Price, Washington at Seattle, Oct. 15, 2011.
Five Touchdowns Passing	Colorado: 5, Koy Detmer vs. Iowa State in Boulder, Nov. 9, 1996. Opponent: 5, Chase Daniel, Missouri at Columbia, Oct. 25, 2008.
Three Interceptions Thrown	Colorado: 3, Tyler Hansen vs. California at Berkeley, Sept. 11, 2010. Opponent: 3, Pete Thomas, Colorado State in Denver, Sept. 4, 2010.
Four Interceptions Thrown	Colorado: 4, John Hessler vs. Michigan at Ann Arbor, Sept. 13, 1997. Opponent: 4, Graham Harrell, Texas Tech at Lubbock, Oct. 27, 2007.
10 Receptions	Colorado: 11, Paul Richardson vs. California in Boulder, Sept. 10, 2011. Opponent: 11, Collin Franklin, Iowa State in Boulder, Nov. 13, 2010.
100 Yards Receiving	Colorado: 284, Paul Richardson vs. California in Boulder, Sept. 10, 2011 (<i>11 receptions</i>). Opponent: 121, Marquess Wilson, Washington State in Boulder, Oct. 1, 2010 (<i>6 receptions</i>).
200 Yards Receiving	Colorado: 284, California in Boulder, Sept. 10, 2011 (<i>11 receptions</i>). Opponent: 208, Ryan Broyles, Oklahoma at Norman, Oct. 30, 2010 (<i>9 receptions</i>).
Two Touchdowns Receiving	Colorado: 2, Paul Richardson vs. California in Boulder, Sept. 10, 2011. Opponent: 2, Ryan Hewitt, Stanford at Palo Alto, Oct. 8, 2011.
Three Touchdowns Receiving	Colorado: 3, Rae Carruth vs. Iowa State in Boulder, Nov. 9, 1996. Opponent: 3, Ryan Broyles, Oklahoma at Norman, Oct. 30, 2010.
Two 100-Yard Receivers	Colorado: Scotty McKnight (7-114) and Marques Simas (6-108) vs. Nebraska in Boulder, Nov. 27, 2009. Opponent: Marquess Wilson (6-121) and Jared Karstetter (9-105), Washington State in Boulder, Oct. 1, 2011.
100-Yard Rusher & Receiver	Colorado: Rodney Stewart (36-123 rushing) & Paul Richardson (5-121 receiving) vs. Iowa State in Boulder, Nov. 6, 2010. Opponent: Daluane Collins (20-160)/Aaron Opelt (8-109) & Eric Page (3-138, receiving), Toledo at Toledo, Sept. 11, 2009.
100-Yard Rusher & Receiver (<i>same player</i>)	Colorado: Cortlen Johnson (27-172 rushing; 6-105 receiving), vs. Iowa State at Ames, Nov. 10, 2001. Opponent: Has not occurred.

The Last Time, continued...

Four Touchdowns In A Game	Colorado:	4, Lawrence Vickers vs. Missouri in Boulder, Nov. 5, 2005 (4 rush).
	Opponent:	4, James Sims, Kansas at Lawrence, Nov. 6, 2010 (4 rush).
Four Field Goals In A Game	Colorado:	4, Will Oliver vs. California in Boulder, Sept. 10, 2011.
	Opponent:	4, Alex Henery, Nebraska in Lincoln, Nov. 28, 2008.
50-Yard Field Goal	Colorado:	52, Will Oliver vs. California in Boulder, Sept. 10, 2011.
	Opponent:	50, Aaron Jones, Baylor in Boulder, Oct. 16, 2010.
Two Interceptions In A Game	Colorado:	3, Terrence Wheatley vs. Texas Tech at Lubbock, Oct. 27, 2007.
	Opponent:	2, Emmanuel Lamur, Kansas State at Manhattan, Oct. 24, 2009.
Three Interceptions In A Game	Colorado:	3, Terrence Wheatley vs. Texas Tech at Lubbock, Oct. 27, 2007.
	Opponent:	3, Steve Smith, Oregon at Tempe (Fiesta Bowl), Jan. 1, 2002.
Four Interceptions In A Game	Colorado:	Has not occurred.
	Opponent:	4, Frank Nelson, Utah at Salt Lake City, Nov. 2, 1946.
Three Quarterback Sacks In A Game	Colorado:	3 (for 20 yards), Josh Hartigan vs. Kansas State in Boulder, Nov. 20, 2010.
	Opponent:	3 (for 27 yards), Aldon Smith, Missouri in Boulder, Oct. 31, 2009.
Four Quarterback Sacks In A Game	Colorado:	4½ (for 46), Ron Woolfork vs. Iowa in Boulder, Sept. 26, 1992.
	Opponent:	4 (for 24), Kelly Quinn, Michigan State in Boulder, Sept. 8, 1984.

TEAM

Shut Out (Defensive)	Colorado:	Game: 24-0, vs. Wyoming in Boulder, Sept. 19, 2009. Through 3rd Qtr: 24-0, vs. Colorado State in Denver, Sept. 4, 2010. At Half: 17-0, vs. Colorado State in Denver, Sept. 4, 2010.
	Opponent:	Game: 0-17, by Hawai'i at Honolulu, Sept. 3, 2011. Through 3rd Qtr: 0-19, by Missouri at Columbia, Oct. 9, 2010. At Half: 0-10, by Missouri in Columbia, Oct. 9, 2010.
Safety	Colorado:	vs. Hawai'i in Boulder, Sept. 18, 2010 (Anthony Perkins tackled UH receiver in end zone).
	Opponent:	by Oklahoma at Norman, Oct. 30, 2010 (Javon Harris blocked punt out of end zone).
Held To No Offensive Touchdowns	Colorado:	by Missouri in Columbia, Oct. 9, 2010.
	Opponent:	vs. Colorado State in Denver, Sept. 4, 2010.
30 First Downs In A Game	Colorado:	31, vs. Kansas at Lawrence, Nov. 6, 2010.
	Opponent:	31, by Washington at Seattle, Oct. 15, 2011.
Held Under 10 First Downs	Colorado:	7, by Missouri in Boulder, Nov. 3, 2007.
	Opponent:	6, vs. Miami-Ohio in Boulder, Sept. 22, 2007.
500 Yards Total Offense In A Game	Colorado:	582, vs. California in Boulder, Sept. 10, 2011.
	Opponent:	562, by Washington at Seattle, Oct. 15, 2011.
600 Yards Total Offense In A Game	Colorado:	634, vs. Miami-Ohio in Boulder, Sept. 22, 2007.
	Opponent:	635, by Oklahoma at Norman, Oct. 30, 2010.
Held Under 200 Yards Total Offense In A Game	Colorado:	176, vs. Missouri in Boulder, Oct. 31, 2009 (-14 rush, 190 pass).
	Opponent:	139, by Miami-Ohio in Boulder, Sept. 22, 2007 (44 rush, 95 pass).
Held Under 100 Yards Total Offense In A Game	Colorado:	46, vs. Oklahoma at Kansas City, Dec. 4, 2004 (<i>Big 12 Championship</i>).
	Opponent:	74, by Baylor at Waco, Nov. 13, 1999.
300 Yards Rushing In A Game	Colorado:	359, vs. Miami-Ohio in Boulder, Sept. 22, 2007.
	Opponent:	309, by Baylor in Boulder, Oct. 16, 2010.
400 Yards Rushing In A Game	Colorado:	427, vs. Kansas at Lawrence, Oct. 12, 2002.
	Opponent:	419, by Nebraska in Boulder, Nov. 28, 1987.
500 Yards Rushing In A Game	Colorado:	502, vs. Missouri in Boulder, Nov. 11, 2000.
	Opponent:	516, by Missouri at Columbia, Oct. 6, 1984.
Held Under 100 Yards Rushing In A Game	Colorado:	62, vs. Washington at Seattle, Oct. 15, 2011 (<i>27 attempts</i>).
	Opponent:	79, Washington State in Boulder, Oct. 1, 2011 (<i>27 attempts</i>).
400 Yards Passing In A Game	Colorado:	474, vs. California in Boulder, Sept. 10, 2011.
	Opponent:	488, by Oklahoma at Norman, Oct. 30, 2010.
500 Yards Passing In A Game	Colorado:	533, vs. NE Louisiana in Boulder, Sept. 16, 1995.
	Opponent:	523, by Fresno State at Honolulu, Dec. 25, 1993 (<i>Aloha Bowl</i> ; only time ever vs. Colorado)
Held Under 100 Yards Passing In A Game	Colorado:	85, vs. Texas at Austin, Oct. 10, 2009.
	Opponent:	83, Ohio State at Columbus, Sept. 24, 2011.
Averaged Over Eight Yards Per Play	Colorado:	8.14, vs. North Texas in Boulder, Sept. 18, 2004 (72-586).
	Opponent:	8.03 by Washington at Seattle, Oct. 15, 2011 (70-562).
Held Under Three Yards Per Play	Colorado:	2.93, vs. Missouri in Boulder, Oct. 31, 2009 (60-176).
	Opponent:	2.84, by Miami-Ohio in Boulder, Sept. 22, 2007 (49-139).
Four Interception Game	Colorado:	4, vs. Texas Tech at Lubbock, Oct. 27, 2007.
	Opponent:	4, by Colorado State in Denver, Sept. 4, 1999.
Five Interception Game	Colorado:	5, vs. Texas Tech at Lubbock, Nov. 1, 2003.
	Opponent:	5, by Oklahoma in Boulder, Oct. 17, 1992.
Forced Five Lost Opponent Fumbles	Colorado:	5, vs. Nebraska in Boulder, Nov. 26, 1999.
	Opponent:	5, by Oklahoma State at Stillwater, Nov. 8, 1980.
Forced Six Lost Opponent Fumbles	Colorado:	6, vs. Kansas State in Boulder, Oct. 22, 1983.
	Opponent:	6, by Nebraska at Lincoln, Oct. 25, 1975.
Forty-Minute Time of Possession Game	Colorado:	40:24, vs. Miami-Ohio in Boulder, Sept. 22, 2007.
	Opponent:	42:20, by Missouri in Boulder, Nov. 1, 1997.
Turnover-Free Game	Colorado:	vs. Washington at Seattle, Oct. 15, 2011.
	Opponent:	by Ohio State at Columbus, Sept. 24, 2011.
Did Not Punt	Colorado:	vs. Iowa State in Boulder, Nov. 19, 1994.
	Opponent:	by Baylor in Boulder, Oct. 16, 2010 (previous was 27 years older: by Nebraska at Lincoln, Oct. 22, 1983).
Recovered Own Onside Kick	Colorado:	vs. Toledo at Toledo, Sept. 11, 2009 (Jeff Smart); 0-of-last 4.
	Opponent:	by Kansas at Lawrence, Nov. 6, 2010 (video shows CU's Cameron Ham actually recovered and KU offside); 1-of-last-1.

CAREER SINGLE GAME BESTS*(for those who have regularly appeared in games)***NATE BONSU, DT**

Total Tackles—5, vs. Nebraska, 11/27/09
 Solo Tackles—4, vs. Nebraska, 11/27/09
 QB Sacks—N/A
 Third Down Stops—1, at Texas, 10/10/09

KEENAN CANTY, WR

Receptions—5, at Washington, 10/15/11
 Receiving Yards—45, at Washington, 10/15/11
 Long Reception—19, at Washington, 10/15/11
 Receiving TDs—N/A

JUSTIN CASTOR, PK

Field Goals Attempted—1, at Missouri, 10/09/10
 Field Goals Made—N/A
 Long Field Goal—N/A
 PAT Attempts—N/A
 PAT Made—N/A

KYLE CEFALO, WR

Receptions—2, thrice (last: at Washington, 10/15/11)
 Receiving Yards—24, vs. Colorado State, 9/17/11 (TD)
 Long Reception—24, vs. Colorado State, 9/17/11 (TD)
 Receiving TDs—1, twice (last: at Washington, 10/15/11)

TONY CLEMONS, WR

Receptions—8, vs. Texas Tech, 10/23/10
 Receiving Yards—98, vs. Texas Tech, 10/23/10
 Long Reception—73, vs. Hawai'i, 9/18/10 (TD)
 Receiving TDs—1, six times (last: vs. Wash. St., 10/1/11)

CURTIS CUNNINGHAM, DT

Total Tackles—6, at West Virginia, 10/01/09
 Solo Tackles—4, vs. Iowa State, 11/13/10
 QB Sacks—1, thrice (last: vs. Iowa State, 11/13/10)
 Interceptions—1, vs. Florida State, 9/27/08
 Passes Broken Up—2, vs. Texas A&M, 11/07/09

RYAN DEEHAN, TE

Receptions—7, vs. Baylor, 10/16/10
 Receiving Yards—71, at Ohio State, 9/24/11
 Long Reception—37, vs. California, 9/10/11 (TD)
 Receiving TDs—1, thrice (last: vs. California, 9/10/11)

JASON ESPINOZA, WR/CB

Receptions—8, at Toledo, 9/11/09
 Receiving Yards—109, at Toledo, 9/11/09
 Receiving TDs—1, at Toledo, 9/11/09
 Long Reception—27, at Toledo, 9/11/09
 Total Tackles—5, twice (last: at Washington, 10/15/11)
 Solo Tackles—4, twice (last: at Washington, 10/15/11)

JOSH FORD, TB

Rushing Attempts—4, at Stanford, 10/08/11
 Rushing Yards—15, at Stanford, 10/08/11
 Long Run—13, at Washington, 10/15/11
 Rushing TDs—N/A

DAVID GOLDBERG, OLB

Total Tackles—5, at Washington, 10/15/11
 Solo Tackles—3, at Washington, 10/15/11
 Third Down Stops—N/A
 QB Sacks—1, vs. Colorado State, 9/17/11

LOGAN GRAY, WR

Receptions—3, twice (last: at Washington, 10/15/11)
 Receiving Yards—47, at Washington, 10/15/11
 Long Reception—24, at Washington, 10/15/11
 Receiving TDs—N/A

ZACH GROSSNICKLE, P

Punts—9, at Oklahoma, 10/30/10
 Average (*min. 5 punts*)—42.3, at Oklahoma, 10/30/10
 Long Punt—52, at Oklahoma, 10/30/10
 50-Plus—1, twice (last: at Oklahoma, 10/30/10)
 Inside-the-20—2, thrice (last: at Oklahoma, 10/30/10)

TYLER HANSEN, QB

Pass Attempts—49, vs. California, 9/10/11
 Pass Completions—28, vs. California, 9/10/11
 Passing Yards—474, vs. California, 9/10/11
 TD Passes—3, twice (last: vs. California, 9/10/11)
 Long Pass—78, vs. California, 9/10/11 (TD)
 Interceptions—3, twice (last: at California, 9/11/10)
 Rating—163.1, vs. Hawai'i, 9/18/10
 Rushing Attempts—20, vs. Texas A&M, 11/07/09
 Rushing Yards—86, twice (last: at Texas A&M, 11/01/08)
 Long Rush—39, vs. Georgia, 10/02/10

JOSH HARTIGAN, OLB

Total Tackles—6, at Hawai'i, 9/03/11
 Solo Tackles—5, twice (last: at Hawai'i, 9/03/11)
 Third Down Stops—3, vs. Georgia, 10/02/10
 Quarterback Sacks—3, vs. Kansas State, 11/20/10
 Interceptions—1, at Missouri, 10/09/10
 QB Hurries—4, vs. California, 9/10/11

GREG HENDERSON, CB

Total Tackles—10, at Stanford, 10/08/11
 Solo Tackles—6, at Stanford, 10/08/11
 Pass Deflections—2, at Stanford, 10/08/11
 Interceptions—N/A

NICK HIRSCHMAN, QB

Pass Attempts—8, at Washington, 10/15/11
 Pass Completions—4, at Washington, 10/15/11
 Passing Yards—52, at Washington, 10/15/11
 Long Pass—15, at Washington, 10/15/11
 TD Passes—N/A
 Interceptions—N/A
 Rating—116.8, at Stanford, 10/08/11
 Rushing Attempts—3, at Washington, 10/15/11
 Rushing Yards—(-19), at Washington, 10/15/11
 Long Rush—2, at Washington, 10/15/11

TONY JONES, TB

Rushing Attempts—14, at Washington, 10/15/11
 Rushing Yards—49, at Washington, 10/15/11
 Long Run—38, at Washington, 10/15/11
 Rushing TDs—2, at Washington, 10/15/11

BRIAN LOCKRIDGE, TB/CB

Rushing Attempts—16, vs. Georgia, 10/02/10
 Rushing Yards—109, vs. Hawai'i, 9/18/10
 Long Run—47, at Iowa State, 11/10/07
 Rushing TDs—1, twice (last: vs. Colorado State, 9/06/09)
 Total Tackles—5, vs. Washington State, 10/01/11
 Solo Tackles—4, vs. Washington State, 10/01/11

NICK KASA, DL

Total Tackles—4, at Oklahoma, 10/30/10
 Solo Tackles—3, at Oklahoma, 10/30/10
 QB Sacks—1, vs. Iowa State 11/13/10
 Third Down Stops—1, vs. Iowa State 11/13/10

JON MAJOR, ILB

Total Tackles—13, at Missouri, 10/09/10
 Solo Tackles—9, at Missouri, 10/09/10
 Third Down Stops—2, vs. Colorado State, 9/4/10
 QB Sacks—1, twice (last: vs. Washington State, 10/01/11)
 Interceptions—1, vs. California, 9/10/11
 Pass Deflections—1, thrice (last: vs. Wash. St., 10/01/11)

PATRICK MAHNKE, ILB

Total Tackles—9, at Nebraska, 11/28/08
 Solo Tackles—4, at Nebraska, 11/28/08
 QB Sacks—1, thrice (last: at Hawai'i, 9/03/11)
 Third Down Stops—1, 6 times (last: vs. Wash., 10/15/11)
 Interceptions—N/A
 Pass Deflections—2, twice (last: vs. Iowa State, 11/13/10)

TYLER McCULLOCH, WR

Receptions—2, twice (last: vs. California, 9/10/11)
 Receiving Yards—25, at Hawai'i, 9/03/11
 Long Reception—19, at Hawai'i, 9/03/11
 Receiving TDs—1, at Ohio State, 9/24/11

LILLOA NOBRIGA, OLB

Total Tackles—11, at Kansas, 11/06/10
 Solo Tackles—8, at Kansas, 11/06/10
 Tackles For Zero—3, at Nebraska, 11/26/10
 Third Down Stops—1, at Kansas, 11/06/10

DARRAGH O'NEILL, P

Punts—8, at Stanford, 10/08/11
 Average (*min. 5 punts*)—49.2, vs. Colorado State, 9/17/11
 Long Punt—57, vs. Washington State, 10/01/11
 50-Plus—4, vs. Colorado State, 9/17/11
 Inside-the-20—4, at Hawai'i, 9/03/11

CONRAD OBI, DT

Total Tackles—6, at Ohio State, 9/24/11
 Solo Tackles—4, at Ohio State, 9/24/11
 QB Sacks—N/A
 Tackles For Zero—1, at Hawai'i, 9/03/11
 Passes Broken Up—1, thrice (last: at Washington, 10/15/11)

WILL OLIVER, PK

Field Goals Attempted—4, vs. California, 9/10/11
 Field Goals Made—4, vs. California, 9/10/11
 Long Field Goal—52, vs. California, 9/10/11
 PAT Attempts—4, vs. Colorado State, 9/17/11
 PAT Made—4, vs. Colorado State, 9/17/11

PARKER ORMS, S

Total Tackles—11, vs. Colorado State, 9/17/11
 Solo Tackles—7, vs. Colorado State, 9/17/11
 Third Down Stops—2, twice (last: vs. CSU 9/17/11)
 Interceptions—N/A
 QB Hurries—1, twice (vs. California, 9/10/11)

WILL PERICAK, DT

Total Tackles—10, at Ohio State, 9/24/11
 Solo Tackles—7, at Ohio State, 9/24/11
 QB Sacks—1, five times (last: vs. Kansas State, 11/20/10)
 Third Down Stops—3, at California, 9/11/10

ANTHONY PERKINS, S

Total Tackles—15, at Ohio State, 9/24/11
 Solo Tackles—10, at Iowa State, 11/14/09
 Third Down Stops—3, vs. Missouri, 10/31/09
 Interceptions—1, thrice (last: vs. Colorado State, 9/04/10)
 Pass Deflections—1, six times (last: vs. Wash. St., 10/1/11)

RAY POLK, FS

Total Tackles—17, at Stanford, 10/08/11
 Solo Tackles—11, at Stanford, 10/08/11
 Pass Deflections—1, thrice (last: vs. CSU, 9/17/11)
 Interceptions—1, vs. Washington State, 10/01/11

PAUL RICHARDSON, WR

Receptions—11, at Kansas, 11/06/10
 Receiving Yards—284, vs. California, 9/10/11
 Long Reception—78, vs. California, 9/10/11 (TD)
 Receiving TDs—2, four times (last: vs. California, 9/10/11)

DOUGLAS RIPPY, ILB

Total Tackles—14, vs. California, 9/10/11
 Solo Tackles—9, vs. Cal, 9/10/11; at Stanford 10/8/11
 Third Down Stops—1, twice (last: vs. Colorado St, 9/17/11)
 QB Sacks—1, thrice (last: at Ohio State, 9/24/11)
 Interceptions—N/A

TRAVIS SANDERSFELD, CB

Total Tackles—9, vs. Iowa State, 11/13/10
 Solo Tackles—8, vs. Iowa State, 11/13/10
 Pass Deflections—1, twice (last: vs. California, 9/10/11)
 Interceptions—1, twice (last: at Kansas, 11/06/10)

TERREL SMITH, DB

Total Tackles—17, at Nebraska, 11/26/10
 Solo Tackles—11, at Nebraska, 11/26/10
 Interceptions—1, at Kansas, 11/06/10; at Stanford, 10/8/11
 Pass Deflections—1, at Nebraska, 11/26/10

RODNEY STEWART, TB

Rushing Attempts—36, vs. Iowa State, 11/13/10
 Rushing Yards—195, vs. Kansas State, 11/20/10
 Long Run—65, vs. Georgia, 10/02/10
 Rushing TDs—3, at Kansas, 11/06/10
 Receptions—7, twice (last: vs. Colorado State, 9/17/11)
 Receiving Yards—98, at Hawai'i, 9/03/11
 Long Reception—76, at Stanford, 10/08/11
 Receiving TDs—N/A

DaVAUGHN THORNTON, TE

Receptions—1, thrice (last: vs. California, 9/10/11)
 Receiving Yards—12, at Kansas, 11/06/10
 Long Reception—12, at Kansas, 11/06/10 (TD)
 Receiving TDs—1, at Kansas, 11/06/10

CHIDERA UZO-DIRIBE, DE

Total Tackles—5, at Washington, 10/15/11
 Solo Tackles—5, at Washington, 10/15/11
 Third Down Stops—1, twice (last: at Nebraska, 11/26/10)
 QB Sacks—1½, at Hawai'i, 9/03/11

DERRICK WEBB, ILB

Total Tackles—10, at Ohio State, 9/24/11
 Solo Tackles—10, at Ohio State, 9/24/11
 Third Down Stops—1, four times (last: at Ohio St, 9/24/11)
 QB Sacks—½, vs. Texas Tech, 10/23/10)

DEPTH CHART

A note about CU's depth: in-season, depth charts reflect change and generally do not announce it unless there are long-term injuries; also, depending on the formation to start the game, there could be a second tight end or third receiver in the game in lieu of a fullback:

OFFENSE

(Pro Style)

WIDE RECEIVER (X)

- 7 Toney Clemons, 6-2, 210, Sr.-5*
 87 Tyler McCulloch, 6-5, 205, Fr.
 (35 Kyle Cefalo, 5-10, 170, Sr.-5*—*injured*)

WIDE RECEIVER (Z)

- 84 Keenan Canty, 5-9, 155, Fr.-RS
 2 Logan Gray, 6-2, 190, Sr.-5
 35 Kyle Cefalo, 5-10, 170, Sr.-5*
 (6 Paul Richardson, 6-1, 175, Soph.*—*injured*)

LEFT TACKLE

- 59 David Bakhtiari, 6-4, 295, Soph.*
 71 #Alexander Lewis, 6-6, 270, Fr.

LEFT GUARD

- 63 Ethan Adkins, 6-4, 290, Sr.-5**
 50 Paulay Asiata, 6-5, 295, Fr.
 (68 Shawn Daniels, 6-3, 275, Sr.-5*—*injured*)

CENTER

- 76 Gus Handler, 6-3, 290, Soph.
 54 Kaiwi Crabb, 6-3, 300, Fr.-RS
 52 Daniel Munyer, 6-2, 290, Fr.-RS

RIGHT GUARD

- 73 Ryan Miller, 6-8, 295, Sr.-5****
 79 Sione Tau, 6-5, 335, Sr.-5
 54 Kaiwi Crabb, 6-3, 300, Fr.-RS

RIGHT TACKLE

- 53 Ryan Dannewitz, 6-6, 295, Jr.**
 79 Sione Tau, 6-5, 335, Sr.-5

TIGHT END

- 34 Ryan Deehan, 6-5, 245, Sr.**
 43 Matthew Bahr, 6-4, 260, Sr.-5***
 85 DaVaughn Thornton, 6-4, 225, Soph.*
 98 #Alexander Lewis, 6-6, 270, Fr.
 88 Kyle Slavin, 6-4, 235, Fr.-RS
 99 Scott Fernandez, 6-3, 250, Soph.*

QUARTERBACK

- 9 Tyler Hansen, 6-1, 215, Sr.**
 8 Nick Hirschman, 6-3, 230, Fr.-RS
 14 John Schrock, 6-4, 215, Fr.

TAILBACK

- 26 Tony Jones, 5-7, 175, Fr.-RS
 29 Josh Ford, 5-9, 195, Soph.
 (5 Rodney Stewart, 5-6, 175, Sr.-5*—*injured*)

FULLBACK

- 49 Evan Harrington, 5-11, 230, Sr.*
 47 Tyler Ahles, 6-2, 235, Sr.-5***

DEFENSE

(3-4 Base)

LEFT DEFENSIVE END

- 83 Will Pericak, 6-4, 285, Jr.**
 50 Curtis Cunningham, 6-1, 285, Sr.**
 91 Kirk Poston, 6-1, 255, Fr.-RS

NOSE TACKLE

- 93 Conrad Obi, 6-3, 290, Sr.-5***
 94 Nate Bonsu, 6-1, 285, Soph.*
 70 Eric Richter, 6-3, 315, Jr.

RIGHT DEFENSIVE END

- 55 David Goldberg, 6-1, 245, Sr.-5**
 9 Chidera Uzo-Diribe, 6-3, 240, Soph.*
 44 Nick Kasa, 6-6, 270, Jr.**

JACK (OUTSIDE) LINEBACKER

- 17 Josh Hartigan, 6-1, 230, Sr.-5***
 2 Juda Parker, 6-3, 250, Fr.

MIKE (INSIDE) LINEBACKER

- 54 Brady Daigh, 6-2, 235, Fr.
 31 Jon Major, 6-2, 230, Jr.**

WILL (INSIDE) LINEBACKER

- 1 Derrick Webb, 6-0, 220, Soph.*
 12 Patrick Mahnke, 6-1, 210, Sr.**
 45 Lowell Williams, 6-1, 200, Fr.-RS

SAM (OUTSIDE) LINEBACKER

- 31 Jon Major, 6-2, 230, Jr.**
 37 Woodson Greer III, 6-3, 235, Fr.
 47 Tyler Ahles, 6-2, 235, Sr.-5***

LEFT CORNERBACK

- 41 Terrel Smith, 5-8, 180, Soph.*
 15 Jason Espinoza, 5-8, 180, Sr.**
 39 Josh Moten, 6-0, 195, Fr.-RS

FREE SAFETY

- 26 Ray Polk, 6-1, 205, Jr.**
 42 K.T. Tu'umalo, 6-2, 195, Fr.

STRONG SAFETY

- 7 Anthony Perkins, 5-10, 200, Sr.-5***
 41 Terrel Smith, 5-8, 180, Soph.*
 4 Kyle Washington, 6-1, 200, Fr. (N#2)

RIGHT CORNERBACK

- 20 Greg Henderson, 5-11, 185, Fr.
 18 Jonathan Hawkins, 5-11, 195, Sr.-5***
 (10 Brian Lockridge, 5-7, 180, Sr.-5***—*injured*)

SPECIALISTS**PUNTER**

- 8 Darragh O'Neill, 6-2, 180, Fr. (R & L)
 15 Zach Grossnickle, 6-2, 190, Soph.*
 90 Mark Brundage, 6-1, 180, Sr.-5

PLACEKICKER / KICKOFF

- 91 Will Oliver, 5-10, 195, Fr. (KO #1)
 40 Justin Castor, 6-4, 200, Soph.*

PUNT RETURN

- 84 Keenan Canty, 5-9, 155, Fr.-RS
 (5 Rodney Stewart, 5-6, 175, Sr.-5*—*injured*)

KICKOFF RETURN

- 17 Toney Clemons, 6-2, 210, Sr.-5*
 26 Tony Jones, 5-7, 175, Fr.-RS
 (5 Rodney Stewart, 5-6, 175, Sr.-5*—*injured*)
 (10 Brian Lockridge, 5-7, 180, Sr.-5***—*injured*)

HOLDER

- 14 Justin Gorman, 6-0, 195, Fr.-RS
 35 Kyle Cefalo, 5-10, 170, Sr.-5*

SHORT SNAPPER

- 69 Ryan Iverson, 6-0, 215, Soph.*
 85 DaVaughn Thornton, 6-4, 225, Soph.*

LONG SNAPPER

- 69 Ryan Iverson, 6-0, 215, Soph.*
 85 DaVaughn Thornton, 6-4, 225, Soph.*

OUT FOR EXTENDED TIME

- *—21 Jered Bell, CB, 6-0, 190, Soph.* (*knee*)
 *—3 Douglas Rippey, ILB, 6-3, 230, Jr.** (*knee*)
 75 Jack Harris, OT, 6-5, 295, Soph. (*ankle*)
 19 Travis Sandersfeld, S, 6-0, 205, Sr.-5*** (*leg*)
 *—denotes out for season.

- (L)—throws or kicks left-handed/footed.
 (R&L)—kicks both right- and left-footed.

Seniors (28): Listing with a (-5) indicates fifth-year senior (22); the others (6) are fourth-year seniors.

AND—indicates those listed both play & rotate (basically co-first/second/third team status);

OR—indicates first- or second-team status at that spot up for grabs.

ITALICS—Players listed in *italics* either missed or left the previous game due to injury but are not expected to be out for an extended time.

*—denotes number of letters earned through 2010; *Injured players listed in italics (status questionable or doubtful—not out for an extended time; probables listed as normal).*

CAPTAINS:

- 9 Tyler Hansen, QB 31 Jon Major, OLB
 73 Ryan Miller, OG 7 Anthony Perkins, SS

(#—primary position is OT; wears 98 at TE)

(N—denotes nickel back)

COLORADO FOOTBALL / ALPHABETICAL ROSTER

The Colorado alphabetical roster as of October 17:

No.	Player	Pos.	Ht.	Wt.	Class	Exp.	Hometown (High School/Previous College)	Status
63	ADKINS, Ethan	OL	6- 4	290	Sr.	2L	Castle Rock, Colo. (Douglas County)	S 1/1
47	AHLES, Tyler	FB/OLB	6- 2	235	Sr.	3L	San Bernardino, Calif. (Cajon)	S 1/1
33	ALLEN, Cordary	TE	6- 1	235	Fr.	RS	Phenix City, Ala. (Central)	S 4/4
50	ASIATA, Paulay	OL	6- 5	295	Fr.	HS	Honolulu, Hawai'i (St. Louis)	S 5/4
43	BAHR, Matthew	TE	6- 4	260	Sr.	3L	Dove Canyon, Calif. (Mission Viejo)	S 1/1
59	BAKHTIARI, David	OL	6- 4	295	So.	1L	Burlingame, Calif. (Junipero Serra)	S 3/3
94	BONSU, Nate	DT	6- 1	285	So.	1L	Allen, Texas (Allen)	S 3/3
40	BRISCO, Brandon	DB	5-11	170	Fr.	HS	Oakland, Calif. (Bishop O'Dowd)	WO 5/4
90	BRUNDAGE, Mark	P	6- 1	180	Sr.	TR	Centennial, Colo. (Cherokee Trail/Rice)	WO 1/1
10	BURNETTE, Brent	QB	6- 3	215	Jr.	JC	Maryville, Tenn. (Maryville/Arizona Western)	S 2/2
84	CANTY, Keenan	WR	5- 9	155	Fr.	RS	New Orleans, La. (Edna Karr)	S 4/4
40	CASTOR, Justin	PK	6- 4	200	So.	1L	Golden, Colo. (Arvada West)	S 4/3
35	CEFALO, Kyle	WR	5-10	170	Sr.	1L	Boise, Idaho (Bishop Kelly/Oregon State/Wenatchee CC)	S 1/1
60	CLARK, David	OL	6- 4	315	Sr.	2L	Aspen, Colo. (Aspen)	WO 1/1
30	CLARK, Jermaine	DB	6- 2	195	Fr.	HS	Winston-Salem, N.C. (Oak Ridge Military Academy)	S 5/4
7	CLEMONS, Toney	WR	6- 2	210	Sr.	1L	New Kensington, Pa. (Valley/Michigan)	S 1/1
64	COTNER, Brad	C	6- 4	290	Fr.	TR	Thousand Oaks, Calif. (Westlake/Ventura CC)	S 4/4
54	CRABB, Kaiwi	OL	6- 3	300	Fr.	RS	Honolulu, Hawai'i (Punahou)	S 4/4
44	CREER, Malcolm	RB	5-11	205	Fr.	HS	Los Angeles, Calif. (Palisades)	S 5/4
50	CUNNINGHAM, Curtis	DT	6- 1	285	Sr.	3L	Littleton, Colo. (Columbine)	S 2/1
54	DAIGH, Brady	LB	6- 2	235	Fr.	HS	Littleton, Colo. (Mullen)	S 5/4
68	DANIELS, Shawn	OL	6- 3	275	Sr.	1L	Evergreen, Colo. (Denver Mullen)	S 1/1
53	DANNEWITZ, Ryan	OL	6- 6	295	Jr.	2L	San Jacinto, Calif. (San Jacinto)	S 2/2
82	DARDEN, Jarrod	WR	6- 5	215	So.	VR	Keller, Texas (Central)	S 3/3
34	DEEHAN, Ryan	TE	6- 5	245	Sr.	3L	Poway, Calif. (Poway)	S 2/1
12	DORMAN, Stevie Joe	QB	6- 3	210	Fr.	HS	Somerset, Texas (Somerset)	S 5/4
89	EBNER, Drew	WR	5-11	200	Fr.	HS	Arvada, Colo. (Pomona)	WO 4/4
83	EBNER, Dustin	WR	6- 1	180	Jr.	1L	Arvada, Colo. (Pomona)	WO 2/2
15	ESPINOZA, Jason	DB	5- 8	180	Sr.	3L	Alamosa, Colo. (Alamosa)	S 1/1
27	EWING, Vince	DB	6- 0	205	Jr.	1L	Carlsbad, Calif. (Carlsbad)	S 2/2
99	FERNANDEZ, Scott	TE	6- 3	250	So.	1L	Broomfield, Colo. (Legacy)	WO 3/3
29	FORD, Josh	TB	5- 9	195	So.	TR	Denver, Colo. (Mullen/Barton Community College)	WO 3/3
55	GOLDBERG, David	OLB	6- 1	245	Sr.	2L	Aspen, Colo. (Aspen/Penn State)	S 1/1
21	GOODSON, D.D.	TB	5- 7	165	Fr.	HS	Rosenberg, Texas (Lamar Consolidated)	S 5/4
14	GORMAN, Justin	DB	6- 0	195	Fr.	RS	Manheim, Pa. (Manheim Central)	WO 4/4
2	GRAY, Logan	WR	6- 2	190	Sr.	TR	Columbia, Mo. (Rock Bridge/Georgia)	S 1/1
37	GREER III, Woodson	OLB	6- 3	235	Fr.	HS	Carson, Calif. (Junipero Serra)	S 5/4
15	GROSSNICKLE, Zach	P	6- 2	190	So.	1L	Denver, Colo. (East)	S 3/3
76	HANDLER, Gus	OL	6- 3	290	So.	VR	Barrington, Ill. (Barrington)	S 3/3
9	HANSEN, Tyler	QB	6- 1	215	Sr.	3L	Murrieta, Calif. (Chaparral)	S 2/1
28	HARLOS, Will	DB	6- 3	185	Fr.	HS	Somerset, Texas (Somerset)	S 5/4
49	HARRINGTON, Evan	FB	5-11	230	Sr.	1L	Washington, D.C. (Bowie, Md./College of the Canyons)	S 2/1
23	HARRINGTON, Sherrard	DB	6- 1	175	Fr.	HS	Washington, D.C. (Howard D. Woodson)	S 5/4
75	HARRIS, Jack	OL	6- 5	295	So.	VR	Parker, Colo. (Chaparral)	S 3/3
17	HARTIGAN, Josh	OLB	6- 1	230	Sr.	3L	Fort Lauderdale, Fla. (Northeast)	S 1/1
18	HAWKINS, Jonathan	DB	5-11	195	Sr.	3L	Perris, Calif. (Rancho Verde)	S 1/1
20	HENDERSON, Greg	DB	5-11	185	Fr.	HS	Corona, Calif. (Norco)	S 5/4
8	HIRSCHMAN, Nick	QB	6- 3	230	Fr.	RS	Los Gatos, Calif. (Los Gatos)	S 4/4
69	IVERSON, Ryan	SN	6- 0	215	So.	1L	Newport Beach, Calif. (Newport Harbor)	S 4/3
22	JAFFEE, Arthur	DB	5-11	215	Sr.	2L	Boulder, Colo. (Fairview)	S 1/1
57	JONES, Clayton	SN	6- 1	215	Fr.	HS	Palo Alto, Calif. (St. Francis)	WO 5/4
26	JONES, Tony	TB	5- 7	175	Fr.	RS	Paterson, N.J. (Don Bosco Prep)	S 4/4
44	KASA, Nick	DE	6- 6	270	Jr.	2L	Thornton, Colo. (Legacy)	S 3/2
97	KOCH, Kyle	DL	6- 6	250	Fr.	HS	Englewood, Colo. (Cherry Creek)	WO 5/4
65	LaMAR, Keegan	SN	6- 1	265	Fr.	HS	Boulder, Colo. (Fairview)	WO 5/4
71	*LEWIS, Alexander	OL/TE	6- 6	270	Fr.	HS	Tempe, Ariz. (Mountain Pointe)	S 5/4
10	LOCKRIDGE, Brian	DB	5- 7	180	Sr.	3L	Trabuco Canyon, Calif. (Mission Viejo)	S 1/1
12	MAHNKE, Patrick	ILB	6- 1	210	Sr.	3L	Parker, Colo. (Mountain Vista)	S 2/1
31	MAJOR, Jon	OLB	6- 2	230	Jr.	2L	Parker, Colo. (Ponderosa)	S 2/2
36	MARQUEZ, Jordan	DB	6- 1	185	Fr.	RS	Arvada, Colo. (Arvada West)	WO 4/4
87	McCULLOCH, Tyler	WR	6- 5	205	Fr.	HS	Albuquerque, N.M. (Eldorado)	S 5/4
73	MILLER, Ryan	OL	6- 8	295	Sr.	4L	Littleton, Colo. (Columbine)	S 1/1
39	MOTEN, Josh	DB	6- 0	195	Fr.	RS	Carson, Calif. (Narbonne)	S 4/4
52	MUNYER, Daniel	OL	6- 2	290	Fr.	RS	Tarzana, Calif. (Notre Dame)	S 4/4

-continued-

Colorado Alphabetical Roster, continued...

No.	Player	Pos.	Ht.	Wt.	Class	Exp.	Hometown (High School/Previous College)	Status
72	MUSTOE, Marc	OL	6- 7	275	Fr.	HS	Broomfield, Colo. (Arvada West)	S 5/4
77	NEMBOT, Stephane	OL	6- 8	280	Fr.	HS	Van Nuys, Calif. (Montclair Prep)	S 5/4
58	NICHOLS, Andre	DE	6- 4	215	Fr.	HS	Colorado Springs, Colo. (Rampart)	WO 4/4
8	O'NEILL, Darragh	P	6- 2	180	Fr.	HS	Louisville, Colo. (Boulder Fairview)	WO 4/4
93	OBI, Conrad	DT	6- 3	290	Sr.	3L	Grayson, Ga. (Grayson)	S 1/1
91	OLIVER, Will	PK	5-10	195	Fr.	HS	Los Angeles, Calif. (Harvard-Westlake)	S 5/4
27	PAPILLION, Tommy	WR	6- 4	210	So.	TR	Englewood, Colo. (Cherry Creek/Arizona)	WO 3/3
2	PARKER, Juda	OLB	6- 3	250	Fr.	HS	Aiea, Hawai'i (St. Louis)	S 5/4
83	PERICAK, Will	DT	6- 4	285	Jr.	2L	Boulder, Colo. (Boulder)	S 2/2
7	PERKINS, Anthony	DB	5-10	200	Sr.	3L	Northglenn, Colo. (Northglenn)	S 1/1
38	PLIMPTON, Nick	FB	5-11	220	Fr.	HS	Phoenix, Ariz. (Chaparral)	WO 5/4
26	POLK, Ray	DB	6- 1	205	Jr.	2L	Scottsdale, Ariz. (Brophy Prep)	S 2/2
91	POSTON, Kirk	DL	6- 1	255	Fr.	RS	Houston, Texas (St. Pius X)	S 4/4
16	PUGH, Makiri	WR	5-11	190	Jr.	TR	Charlotte, N.C. (Independence/Georgia)	S 2/2
6	RICHARDSON, Paul	WR	6- 1	175	So.	1L	Gardena, Calif. (Serra)	S 4/3
70	RICHTER, Eric	DL	6- 3	315	Jr.	VR	Mission Viejo, Calif. (Capistrano Valley/Saddleback College)	S 2/2
19	SANDERSFELD, Travis	DB	6- 0	205	Sr.	3L	Limon, Colo. (Limon)	S 1/1
14	SCHROCK, John	QB	6- 4	215	Fr.	HS	Kansas City, Kan. (Shawnee Mission East)	WO 5/4
88	SLAVIN, Kyle	TE	6- 4	235	Fr.	RS	Littleton, Colo. (Chatfield)	S 4/4
41	SMITH, Terrel	DB	5- 8	180	So.	1L	Paterson, N.J. (Passaic County Tech)	S 4/3
22	SPRUCE, Nelson	WR	6- 2	200	Fr.	HS	Westlake Village, Calif. (Westlake)	S 5/4
5	STEWART, Rodney	TB	5- 6	175	Sr.	3L	Westerville, Ohio (Brookhaven)	S 2/1
79	TAU, Sione	OL	6- 5	335	Sr.	VR	Honolulu, Hawai'i (Damien Memorial)	S 1/1
38	THOMPSON, River	DB	5- 9	160	Fr.	HS	Denver, Colo. (East)	WO 5/4
85	THORNTON, DaVaughn	TE	6- 4	225	So.	1L	Denver, Colo. (East)	S 3/3
42	TU'UMALO, K.T.	DB	6- 2	195	Fr.	HS	Honolulu, Hawai'i (Punahou)	S 5/4
86	TURBOW, Alex	WR	6- 1	200	So.	VR	San Luis Obispo, Calif. (San Luis Obispo)	WO 3/3
51	TUSO, John	DE	6- 4	265	Fr.	HS	Englewood, Colo. (Cherry Creek)	WO 5/4
9	UZO-DIRIBE, Chidera	DE	6- 3	240	So.	1L	Corona, Calif. (Corona)	S 4/3
81	VINCENT, Austin	WR	6- 2	185	Fr.	HS	DeSoto, Texas (DeSoto)	S 5/4
92	WALKER, Casey	LB	6- 4	220	Fr.	HS	Grand Junction, Colo. (Grand Junction)	WO 5/4
4	WASHINGTON, Kyle	DB	6- 1	200	Fr.	HS	Pasadena, Calif. (Florence (Ariz.) HS)	S 5/4
1	WEBB, Derrick	ILB	6- 0	220	So.	1L	Memphis, Tenn. (Whitehaven)	S 3/3
45	WILLIAMS, Lowell	ILB	6- 1	200	Fr.	RS	Missouri City, Texas (Marshall)	S 4/4
46	WOOD, Alex	TE	6- 2	255	So.	VR	Steamboat Springs, Colo. (Steamboat Springs)	WO 3/3
33	YATES, Richard	DB	6- 2	180	Fr.	HS	Lakewood, Colo. (Kent Denver)	WO 5/4

*—wears #98 as a tight end. Heights and weights recorded as of July 7, 2011. **EXPERIENCE KEY:** #L—indicates number of letters earned through 2010; HS—high school; JC—junior college transfer; RS—freshman redshirt in 2010; TR—transfer; VR—varsity reserve performer. **STATUS KEY:** S—scholarship, WO—walk-on; #/#—clock as of start of 2011 season, i.e., 2/1: two years available to play one in eligibility.

Inactive Roster Players (Injured/Ineligible/Etc.)

No.	Player	Pos.	Ht.	Wt.	Class	Exp.	Hometown (High School/Previous College)	Reason	Status
66	BEHRENS, Blake	OL	6- 3	300	Sr.	2L	Phoenix, Ariz. (Brophy Prep)	Injured (shoulder)	S 1/1
21	BELL, Jered	DB	6- 0	190	So.	1L	Ontario, Calif. (Colony)	Injured (knee)	S 4/3
29	HUNTER, Harrison	DB	5-10	175	So.	TR	Fountain, Colo. (Fountain-Fort Carson/Fort Lewis)	Transfer	WO 4/3
48	NOBRIGA, Liloa	OLB	6- 2	240	So.	1L	Summerlin, Nev. (Palo Verde)	Suspended	S 3/3
25	OLATOYE, Ayodeji	DB	6- 1	190	So.	1L	Dublin, Ohio (Dublin Scioto)	Suspended	S 3/3
13	ORMS, Parker	DB	5-11	190	So.	1L	Wheat Ridge, Colo. (Wheat Ridge)	Suspended	S 3/3
95	POREMBA, Tony	DE	6- 1	230	Sr.	1L	Greenwood Village, Colo. (Cherry Creek)	Injured	S 1/1
3	RIPPY, Douglas	ILB	6- 3	230	Jr.	2L	Columbus, Ohio (Trotwood-Madison)	Injured (knee)	S 2/2
32	VIGO, Paul	DB	6- 1	185	So.	1L	New Brunswick, N.J. (New Brunswick)	Suspended	S 3/3
—	WILHELM, D.J.	P/PK	6- 2	185	Fr.	TR	Clear Lake, Iowa (Clear Lake/Northern Iowa)	Transfer	WO 4/4
5	WOOD, Connor	QB	6- 3	225	Fr.	TR	Houston, Texas (Second Baptist/Texas)	Transfer	WO 4/3

January Enrollment (Grayshirt)

No.	Player	Pos.	Ht.	Wt.	Class	Exp.	Hometown (High School/Previous College)	Status
74	KELLEY, Alex	C	6- 3	295	Fr.	HS	Oceanside, Calif. (Vista)	S 5/4

2011 UNIVERSITY OF COLORADO BUFFALO FOOTBALL STATISTICS

Won 1, Lost 6 (0-3 Pac-12)

RESULTS/Attendance (◆—Pac-12 Game)				Result	Time	Attendance
S 3	at Hawai'i	L	17-34	3:20		35,645
S 10	CALIFORNIA	L	33-36	3:37		49,532
S 17	Colorado State (Denver)	W	28-14	3:12		57,186
S 24	at Ohio State	L	17-37	3:16		105,096
O 1	◆ WASHINGTON STATE	L	27-31	3:12		51,928
O 8	◆ at Stanford	L	7-48	2:53		50,360
O 15	◆ at Washington	L	24-52	2:53		62,147
O 22	◆ OREGON			1:30 p.m.	MDT	
O 29	◆ at Arizona State					TBA
N 4	◆ SOUTHERN CALIFORNIA (N)			7:00 p.m.	MST	
N 12	◆ ARIZONA					TBA
N 19	◆ at UCLA					TBA
N 25	◆ at Utah			1:30 p.m.	MST	

SCORE-BY-QUARTERS						
	1	2	3	4	OT	Total
COLORADO	13	44	52	41	3	153
Opponents	61	74	56	55	6	252

TEAM STATISTICS			Colorado	Opponents
FIRST DOWNS			124	164
by rushing			38	62
by passing			75	85
by penalty			11	17
FIRST DOWN PLAYS/YARDS			194/935	217/1337
average gain on first down			4.82	6.16
THIRD DOWN EFFICIENCY			36-99	45-88
percentage			36.4	51.1
FOURTH DOWN EFFICIENCY			4-7	4-7
percentage			57.1	57.1
RUSHING ATTEMPTS			202	237
yards gained			823	1255
yards lost			194	162
NET RUSHING YARDS			629	1093
average per rush			3.11	4.61
average per game			89.9	156.1
PASSING ATTEMPTS			243	228
passes completed			136	148
had intercepted			3	3
completion percentage			56.0	64.9
NET PASSING YARDS			1736	1769
average per attempt			7.14	7.76
average per completion			12.8	12.0
average per game			248.0	252.7
QB's sacked/yards lost			21/146	19/125
TOTAL OFFENSIVE PLAYS			445	465
TOTAL NET YARDS			2365	2862
AVERAGE GAIN PER PLAY			5.31	6.15
AVERAGE PER GAME			337.9	408.9
FUMBLES-LOST			9-3	10-4
PENALTIES/YARDS			57/520	47/495
Offensive			29/223	24/220
Defensive			18/205	14/180
Special Teams			9/77	5/55
Bench/Fans/NCAA Unsportsmanlike			1/15	4/40
TURNOVERS (Margin: +1/+0.14)			6	7
TOTAL RETURN YARDS			81	313
Punt Returns: No-Yards			7-29	15-150
Interceptions: No-Yards			3-52	3-88
Misc. (Fumble/Blk. FG) Returns			0-0	1-75
KICKOFF RETURNS: No-Yards			40-688	20-523
average per return			17.2	26.2
PUNTS			40	27
yards			1681	1184
gross average			42.0	43.9
yard deductions: returns/touchbacks			150/20	29/80
net yards			1511	1075
net average			37.8	39.8
DEFENSIVE/tackles for loss			37-166	37-180
quarterback sacks/yards			19/125	21/146
quarterback hurries			18	23
passes broken up			21	29
forced fumbles			4	3
BLOCKED KICKS (Special Teams)			1	4
TIME OF POSSESSION			211:45	208:15
average per game			30:21.5	29:45
TIME SPENT IN THE LEAD (tied 50:04)			78:34	29:12.2
TIMES PENETRATED OPPONENT 20			19	31
scores/td,fg			16/12,4	30/22,8
GOAL-TO-GO SITUATIONS			8	17
scores/td,fg			8/7,1	15/14,1
TOTAL DRIVES			83	80
drives ended by:				
TD			18	32
FG/Made/FG Miss			9/3	8/1
Punt/Downs			40/2	27/2
TO/SAF/Clock			5/0/6	5/0/5
TOTAL POINTS			153	252
average per game			21.9	36.0

RUSHING											
—avg. per—											
Player	G	Att	Gain	Loss	NET	att.	game	TD	Long	10+	high game
Rodney Stewart	7	113	505	32	473	4.19	67.6	1	52	13	37 132
Tony Jones	7	31	127	11	116	3.74	16.6	2	38	3	9 49
Josh Ford	6	5	28	0	28	5.60	4.7	0	13	1	3 15
Tyler Hansen	7	47	152	126	26	0.55	3.7	2	25	3	10 26
Paul Richardson	5	1	9	0	9	9.00	1.8	0	9	0	1 9
Keenan Canty	6	1	0	2	-2	-2.00	-0.3	0	-2	0	0 -2
Nick Hirschman	2	3	2	-21	-19	-6.33	-9.5	0	2	0	0 -2
Team (k-downs, snaps)	-	1	0	2	-2	-

PASSING											
—avg. per—											
Player	G	Att	Com	Int	(T)	Pct.	Yards	att.	comp.	TD	Long
Tyler Hansen	7	232	131	3	(1)	56.5	1,682	7.3	12.8	13	78t
Nick Hirschman	2	9	5	0	(0)	55.6	54	6.0	10.8	0	15
Team (spiked passes)	2	0	0	...	0.0
NCAA Ratings: Hansen 133.3, Hirschman 106.0. Passes w/o INT: Hansen 31, Hirschman 10. (T—interceptions that were tipped.)											

RECEIVING											
---avg. per---											
Player	G	No.	Yards	rec.	game	TD	Long	20+	10+	high games	rec yards
Paul Richardson	5	29	474	16.3	94.8	5	78t	6	18	11	11-284
Rodney Stewart	7	28	435	15.5	62.1	0	76	7	15	7	4-98
Toney Clemons	7	16	173	10.8	24.7	3	44t	1	6	4	3-65
Ryan Deehan	7	12	187	15.6	26.7	1	37t	5	7	3	3-71
Tony Jones	7	12	87	7.3	12.4	1	20	1	3	7	7-49
Tyler McCulloch	7	8	78	9.8	11.1	1	19	0	4	2	2-25
Logan Gray	7	9	125	13.9	17.9	0	24	2	6	3	3-47
Kyle Cefalo	6	8	77	9.6	12.8	2	24t	1	3	2	1-24
Keenan Canty	6	8	68	8.5	11.3	0	19	0	2	5	5-45
Evan Harrington	7	2	11	5.5	1.6	0	9	0	0	1	1-2
DaVaughn Thornton	7	2	4	2.0	0.6	0	3	0	0	1	1-3
Matt Bahr	7	1	11	11.0	1.6	0	11	0	1	1	1-11
Tyler Ahles	7	1	6	6.0	0.9	0	6	0	0	1	1-6

SCORING											
Touchdowns-----2Pt.											
Player	G	Total	Rush	Rec.	Ret.	PAT	EP-EPA	FG-FGA	Saf	DEX	PTS
Will Oliver	7	0	0	0	0	0-0	18-18	9-12	--	--	45
Paul Richardson	5	5	0	5	0	0-0	0-0	0-0	--	--	30
Toney Clemons	7	3	0	3	0	0-0	0-0	0-0	--	--	18
Tony Jones	7	3	2	1	0	0-0	0-0	0-0	--	--	18
Kyle Cefalo	6	2	0	2	0	0-0	0-0	0-0	--	--	12
Tyler Hansen	7	2	2	0	0	0-0	0-0	0-0	--	--	12
Ryan Deehan	7	1	0	1	0	0-0	0-0	0-0	--	--	6
Tyler McCulloch	7	1	0	1	0	0-0	0-0	0-0	--	--	6
Rodney Stewart	7	1	1	0	0	0-0	0-0	0-0	--	--	6
COLORADO	7	18	5	13	0	0-0	18-18	9-12	0	0	153
Opponents	7	33	14	18	1	0-0	30-32	8-9	0	0	252

PUNTING											
Player	G	No.	Yards	Avg.	Long	In	20	50+	had	Ret.	Net
Darragh O'Neill	7	38	1655	43.56	57	8	10	1	2	150	1485
Team	7	2	26	13.00	15	0	0	0	0	0	26
Opponents	7	27	1184	43.85	59	8	7	4	0	29	1075

FIELD GOALS										
	G	10-19	20-29	30-39	40-49	50-59	60+	Total	Pct.	Long
Will Oliver	7	0-0	2-4	2-2	4-5	1-1	0-0	9-12	75.0	52
(34) Will Oliver	(47)	(29)	(48)	(46)						
Opponents	7	1-1	3-3	2-2	2-3	0-0	0-0	8-9	88.9	47

ALL-PURPOSE YARDS (Top 2)									
	G	Plays	Rush	Rec.	PR	KOR	Total	Avg.	Avg./G
Rodney Stewart.....	7	157	473	435	22	239	1,169	7.4	167.0
Paul Richardson.....	5	31	9	474	4	0	487	15.7	97.4

PUNT RETURNS						
Player	G	No.	Yards	Avg.	Long	TD
Rodney Stewart	7	5	22	4.6	14	0
Paul Richardson	5	1	4	4.0	4	0
Keenan Canty	6	1	3	3.0	3	0

KICKOFF RETURNS						
Player	G	No.	Yards	Avg.	Long	TD
Toney Clemons	7	3	69	23.0	33	0
Rodney Stewart	7	11	239	21.7	36	0
Tony Jones	7	6	105	17.5	23	0
Keenan Canty	6	5	87	17.4	22	0
Kyle Washington	5	6	89	14.8	20	0
Brian Lockridge	4	4	51	12.8	20	0
Arthur Jaffee	4	2	21	10.5	17	0
Evan Harrington	7	3	25	8.3	19	0
Patrick Mahnke	6	0	2	...	2	0

Colorado Football Statistics / 2-2-2

DEFENSIVE

		Tackles-----					----For Loss----		Miscellaneous-----							
Pos	Player	G	Plays	UT	AT	— TOTAL	Avg.	Sacks	Other	TZ	3DS	QBP	QCD	FR	FF	PBU
LB	Douglas Rippy	7	394	43	19	— 62	8.9	3-22	2- 2	3	2	3	0	0	0	0
CB	Anthony Perkins	7	453	36	25	— 61	8.7	0- 0	1- 6	1	2	0	0	0	0	1
DB	Ray Polk	7	451	35	15	— 50	7.1	0- 0	0- 0	1	3	0	0	0	0	4
LB	Jon Major	7	397	25	16	— 41	5.9	2-17	0- 0	2	0	0	1	0	0	2
LB	Derrick Webb	7	209	26	11	— 37	5.3	0- 0	3- 5	0	2	0	0	0	0	0
DT	Will Pericak	7	332	21	15	— 36	5.1	0- 0	2- 4	1	2	2	0	0	0	0
DB	Greg Henderson	7	436	22	9	— 31	4.4	0- 0	3- 7	0	4	0	0	0	1	3
DB	Parker Orms	4	188	18	13	— 31	7.8	1- 8	1- 1	1	5	1	0	0	0	2
DT	Conrad Obi	7	258	10	10	— 20	2.9	0- 0	0- 0	1	2	0	1	1	0	3
LB	Josh Hartigan	6	298	15	3	— 18	3.0	4-22	1- 2	1	3	5	2	0	0	1
LB	Patrick Mahnke	6	111	12	6	— 18	3.0	1- 5	2- 5	1	1	0	0	0	0	0
DB	Terrel Smith	6	174	14	2	— 16	2.7	0- 0	0- 0	0	2	0	1	0	0	0
DE	Chidera Uzo-Dinbe	7	241	13	0	— 13	1.9	4½-34	0- 0	0	1	2	1	0	3	0
DB	Travis Sandersfeld	2	132	8	5	— 13	6.5	1- 3	0- 0	0	2	1	0	0	0	2
DB	Jason Espinoza	3	128	10	2	— 12	4.0	0- 0	0- 0	0	1	1	0	0	0	0
LB	Brady Daigh	4	39	7	4	— 11	2.8	0- 0	0- 0	0	0	0	0	0	0	0
DB	Ayodeji Olatoye	4	91	9	1	— 10	2.5	0- 0	0- 0	0	3	0	1	0	0	1
LB	David Goldberg	6	167	8	2	— 10	1.7	1- 0	0- 0	1	0	2	0	1	0	0
DT	Curtis Cunningham	7	164	2	8	— 10	1.4	0- 0	0- 0	1	1	0	0	0	0	2
LB	Tyler Ahles	3	63	6	2	— 8	2.7	0- 0	1- 2	0	0	0	0	0	0	0
DB	Brian Lockridge	1	15	4	1	— 5	5.0	1- 9	0- 0	0	1	1	0	0	0	0
DL	Nick Kasa	7	115	3	2	— 5	0.7	0- 0	0- 0	0	0	0	0	0	0	0
DB	Josh Moten	3	29	3	1	— 4	1.3	0- 0	1- 2	0	1	0	0	0	0	0
DB	Kyle Washington	4	22	1	3	— 4	1.0	0- 0	0- 0	0	0	0	0	0	0	0
DT	Tony Poremba	5	43	2	1	— 3	0.6	½- 5	0- 0	0	1	0	0	0	0	0
LB	Woodson Greer III	2	21	2	0	— 2	1.0	0- 0	1- 1	1	1	0	0	0	0	0
LB	Juda Parker	5	70	2	0	— 2	0.4	0- 0	1- 4	0	0	0	0	0	0	0
DB	Jonathan Hawkins	2	39	1	0	— 1	0.5	0- 0	0- 0	0	0	0	0	0	0	0
DT	Nate Bonsu	3	15	1	0	— 1	0.3	0- 0	0- 0	0	0	0	0	0	0	0
DB	K.T. Tu'umalo	2	10	0	0	— 0	0.0	0- 0	0- 0	0	0	0	0	0	0	0
DT	Eric Richter	1	7	0	0	— 0	0.0	0- 0	0- 0	0	0	0	0	0	0	0
DT	Kirk Poston	1	3	0	0	— 0	0.0	0- 0	0- 0	0	0	0	0	0	0	0

ATTENDANCE

Site	G	Attendance	Average	High	W-L
In Boulder	2	101,460	50,730.0	51,928	0-2
On The Road ...	4	253,249	63,312.3	105,096	0-4
Neutral	1	57,186	57,186.0	57,186	1-0

INTERCEPTION RETURNS

Player	G	No.	Yards	Avg.	Long	TD
Ray Polk	7	1	52	52.0	52	0
Jon Major	7	1	0	0.0	0	0
Terrell Smith	6	1	0	0.0	0	0

FUMBLE RETURNS

Player	G	No.	Yards	Avg.	Long	TD
None						

DEFENSIVE SCRIMMAGE SNAPS: 465.
TOUCHDOWN SAVES (15): Polk 6, Henderson 2, Smith 2, Kasa, Mahnke, Obi, Orms, Rippy.
INTERCEPTIONS CAUSED (2): Major, Rippy.
SAFETIES (0): None.
SACKS FOR 0 (1; deducted from TFL count): Goldberg; Opponents 0.

SPECIAL TEAMS STATISTICS

Player (CPI)	UT	UT/20	AT	AT/20	FF	FR	KSD	WB	DP	BLK	RK	FFC	FDF	POINTS	Player (CPI)	UT	UT/20	AT	AT/20	FF	FR	KSD	WB	DP	BLK	RK	FFC	FDF	POINTS
Makiri Pugh	6	0	1	0	0	0	3	0	0	0	0	2	0	= 12	Justin Castor	1	0	1	0	0	0	0	0	0	0	0	0	0	= 2
Ryan Iverson	3	1	0	0	0	0	0	0	0	0	0	5	1	= 10	Brady Daigh	0	0	2	0	0	0	0	0	0	0	0	0	0	= 2
Arthur Jaffee	3	1	0	0	0	0	3	0	0	0	0	1	1	= 9	Jason Espinoza	0	0	1	0	0	0	0	0	0	0	0	1	0	= 2
*Terrell Smith	3	1	2	0	0	0	1	0	0	0	0	1	0	= 9	Brian Lockridge	1	0	0	0	0	0	0	0	0	0	0	0	1	= 2
Evan Harrington	0	0	0	0	0	0	8	0	0	0	0	0	0	= 8	Patrick Mahnke	2	0	0	0	0	0	0	0	0	0	0	0	0	= 2
Douglas Rippy	1	0	2	0	0	0	3	0	0	0	0	2	0	= 8	*Josh Moten	1	0	0	0	0	0	0	0	0	0	0	0	0	= 2
Ray Polk	4	1	1	0	0	0	0	0	0	0	0	1	0	= 7	Travis Sandersfeld	0	0	1	0	0	0	0	0	0	0	1	0	0	= 2
Derrick Webb (1)	0	0	1	0	0	0	3	0	0	0	0	0	1	= 6	Toney Clemons	0	0	0	0	0	2	0	0	0	0	0	0	0	= 2
Tyler Ahles	1	1	1	0	0	0	1	0	0	0	0	0	1	= 5	Curtis Cunningham	1	0	0	0	0	0	0	0	0	0	0	0	0	= 1
Josh Ford	0	0	2	0	0	0	1	0	0	0	0	0	2	= 5	Logan Gray	0	0	0	0	0	0	1	0	0	0	0	0	0	= 1
Woodson Greer III	0	0	1	0	0	0	4	0	0	0	0	0	0	= 5	Josh Hartigan	0	0	0	0	0	0	1	0	0	0	0	0	0	= 1
Will Harlos (1)	1	0	1	0	0	0	2	0	0	0	0	0	0	= 5	Greg Henderson	1	0	0	0	0	0	0	0	0	0	0	0	0	= 1
Kyle Washington	0	0	0	0	0	0	4	0	0	0	0	0	0	= 4	Ayodeji Olatoye	0	0	0	0	0	0	1	0	0	0	0	0	0	= 1
Ryan Deehan	2	0	0	0	0	1	0	0	0	0	0	0	0	= 3	Will Oliver	1	0	0	0	0	0	0	0	0	0	0	0	0	= 1
Jon Major	0	0	1	0	0	1	0	0	0	0	0	0	1	= 3	Will Pericak	0	0	0	0	0	0	0	0	0	1	0	0	0	= 1
Rodney Stewart	2	0	1	0	0	0	0	0	0	0	0	0	0	= 3	Paul Vigo	1	0	0	0	0	0	0	0	0	0	0	0	0	= 1

BLOCKED KICKS SUMMARY (1): Pericak (PAT/CAL). *—includes touchdown saves (Moten 1, Smith 1).

KEY: (CP—caused penalty); UT—Unassisted Tackle; UT/20—UT Inside-the-20; AT—Assisted Tackle; AT/20—AT Inside-the-20; TZ—Tackles For Zero; 3DS—Third/Fourth Down Stops (tackles, INTs or PBUs); QBP—Quarterback Pressure; QBC—Quarterback Chasedowns; FF—Forced Fumble; FR—Fumble/Muff Recovery (Opponent on defense or CU or Opponent on special teams); PBU—Passes Broken Up; KSD—Knockdown or Springing Block on Kick Return; WB—Wedge Break; DP—Downed Punt (meaningful); BLK—Blocked Kick; RK—Recovered Blocked Kick, Punt or On-side kick; FFC—Forced Fair Catch; FDF—First Downfield (on kickoff). A defensive game played is credited only when a player is in for at least one defensive play; defensive tackles do not include special team tackles. NOTE: Defensive/special team statistics compiled from coaches' video; NCAA/Pac-12 Colorado stats are not accurate.

AT-A-GLANCE SUMMARIES

Game	Score	1	2	3	4	OT	First Downs			Rushing			Passing			Total Offense		Return	Punting	Fumbles	Penalties	Third	QB	Avg.	Time of			
							Tot	Ru	Pa	Pn	Att	Yards	TD	Att	Com	Int	Yards	TD	Att	Yards	Yards	No-Avg.	No-Lost	No/Yds	Downs	Sacks	F.Pos.	Poss.
COLORADO	17	0	0	14	3		15	4	11	0	28	17	0	30	16	-1	223	2	58	240	0	7-44.9	3-0	7/58	2-12	5-30	C 32	29:01
Hawai'i	34	3	14	7	10		19	7	10	2	32	165	3	33	20	-0	178	1	65	343	51	5-42.6	1-1	5/50	8-16	7-44	H 36	30:59
COLORADO	33	3	3	14	10	3	25	6	18	1	32	108	0	50	28	-0	474	3	82	582	4	3-31.3	1-0	12/98	6-17	3-28	C 26	33:32
California	36	0	16	7	7	6	22	6	11	5	31	100	1	36	19	-1	270	4	67	370	0	4-51.0	2-0	5/50	7-13	0- 0	Ca 34	26:28
COLORADO	28	0	14	7	7		23	11	10	2	34	145	2	32	17	-0	215	2	66	360	9	7-43.7	0-0	10/114	8-15	4-20	C 28	32:20
Colorado State	14	7	0	0	7		16	6	6	4	25	67	1	30	20	-0	176	1	55	243	62	7-44.7	2-1	9/75	5-13	2-10	CS 29	27:40
COLORADO	17	0	7	3	7		13	3	9	1	16	76	0	39	22	-0	238	2	55	314	14	6-38.5	3-2	9/83	3-13	3-20	C 18	26:43
Ohio State	37	10	10	14	3		20	12	7	1	47	226	2	15	- 7	-0	110	2	62	336	16	4-39.2	1-0	7/65	6-13	1- 9	C 47	33:17
COLORADO	27	3	10	7	7		20	6	10	4	38	161	1	24	15	-1	175	2	62	336	51	3-49.0	2-1	10/90	7-12	3-20	C 33	32:12
Washington State	31	7	3	7	14		28	7	18	3	27	79	1	49	32	-1	376	3	76	455	41	3-40.3	2-0	10/125	7-13	3-18	WS28	27:48
COLORADO	7	0	7	0	0		11	3	7	1	27	60	0	30	16	-1	204	1	57	264	0	8-43.2	0-0	6/47	2-13	0- 0	C 28	28:34
Stanford	48	13	14	14	7		28	8	19	1	35	161	3	35	27	-1	392	3	70	553	134	2-44.0	1-1	5/65	4-10	3-18	S 31	31:26
COLORADO	24	7	3	7	7		17	5	10	2	27	62	2	38	22	-0	207	1	65	269	3	6-40.5	0-0	3/30	8-17	1- 7	C 27	29:23
Washington	52	21	17	7	7		31	16	14	1	40	295	3	30	23	-0	267	4	70	562	9	2-44.0	1-1	6/65	8-10	5-47	W 34	30:27
COLORADO																												
Oregon																												
COLORADO																												
Arizona State																												
COLORADO																												
Southern California																												
COLORADO																												
Arizona																												
COLORADO																												
UCLA																												
COLORADO																												
Utah																												

SCORING DRIVES (Game-By-Game)

Opponent	Plays	Yards	Time	Result	Qtr	(Down) How	PAT	Quarterback
Hawai'i	6	73	2:50	TD	3	(1) Richardson 15 pass from Hansen	Oliver	Hansen
Hawai'i	6	63	1:08	TD	3	(1) Richardson 21 pass from Hansen	Oliver	Hansen
Hawai'i	5	17	1:53	*FG	4	(4) Oliver 28 FG	Hansen
California	6	50	2:15	*FG	1	(4) Oliver 27 FG	Hansen
California	11	46	5:03	FG	2	(4) Oliver 52 FG	Hansen
California	10	80	4:30	TD	3	(3) Deehan 37 pass from Hansen	Oliver	Hansen
California	6	86	2:41	TD	3	(3) Richardson 66 pass from Hansen	Oliver	Hansen
California	2	78	0:52	TD	4	(2) Richardson 78 pass from Hansen	Oliver	Hansen
California	16	70	6:40	FG	4	(4) Oliver 32 FG	Hansen
California	6	20	FG	OT	(4) Oliver 22 FG	Hansen
Colorado State	9	80	5:00	TD	2	(3) Hansen 2 run	Oliver	Hansen
Colorado State	7	60	1:28	*TD	2	(3) Cefalo 24 pass from Hansen	Oliver	Hansen
Colorado State	5	68	2:36	TD	3	(1) Clemons 44 pass from Hansen	Oliver	Hansen
Colorado State	16	85	10:03	TD	4	(1) Hansen 2 run	Oliver	Hansen
Ohio State	10	83	5:05	TD	2	(4) Clemons 11 pass from Hansen	Oliver	Hansen
Ohio State	8	60	4:11	FG	3	(4) Oliver 47 FG	Hansen
Ohio State	13	91	5:04	TD	4	(2) McCulloch 14 pass from Hansen	Oliver	Hansen
Washington State	10	43	3:06	FG	1	(4) Oliver 48 FG	Hansen
Washington State	6	56	2:40	TD	2	(3) Richardson 9 pass from Hansen	Oliver	Hansen
Washington State	3	21	0:16	FG	2	(2) Oliver 48 FG	Hansen
Washington State	9	79	4:52	TD	3	(2) Clemons 4 pass from Hansen	Oliver	Hansen
Washington State	11	78	6:07	TD	4	(1) Stewart 1 run	Oliver	Hansen
Stanford	4	71	1:12	TD	2	(2) Jones 5 pass from Hansen	Oliver	Hansen
Washington	7	70	2:27	TD	1	(2) Cefalo 5 pass from Hansen	Oliver	Hansen
Washington	10	44	4:00	FG	2	(4) Oliver 46 FG	Hansen
Washington	8	74	4:08	TD	3	(1) Jones 2 run	Oliver	Hansen
Washington	6	36	2:25	*TD	4	(3) Jones 1 run	Oliver	Hansen

(*—scored following a turnover)

Drive Analysis

DISTANCE	COLORADO		OPPONENT	
Length	TD	FG	TD	FG
(minus)	—	0	—	0
0—9	0	0	1	1
10—19	0	1	0	2
20—29	0	2	1	1
30—39	1	0	2	1
40—49	0	3	4	0
50—59	1	1	4	2
60—69	3	1	5	1
70—79	7	1	7	0
80—89	5	0	7	0
90—99	1	0	1	0

GAME OPENING DRIVES

Game	COLORADO			OPPONENT		
	Pts	FD	Yds	Pts	FD	Yds
Hawai'i	0	0	-1	0	0	3
California	0	5	73	0	0	6
Colorado State	0	1	4	7	3	80
Ohio State	0	0	0	0	0	2
Washington State	0	0	8	0*	2	42
Stanford	0	2	24	7	4	78
Washington	7	3	70	7	4	65
Oregon						
Arizona State						
Southern California						
Arizona						
UCLA						
Utah						

SECOND HALF OPENING DRIVES

Game	COLORADO			OPPONENT		
	Pts	FD	Yds	Pts	FD	Yds
Hawai'i	7	3	73	7	3	48
California	7	4	80	0	1	5
Colorado State	0	2	8	0	0	19
Ohio State	0	0	8	7	2	50
Washington State	7	3	79	7	6	70
Stanford	0	0	5	7	2	37
Washington	7	4	74	0	1	23
Oregon						
Arizona State						
Southern California						
Arizona						
UCLA						
Utah						

(*—drive ended by a turnover)

POSSESSIONS AT-A-GLANCE

	No.	Plays	Avg. 3-Plays		Snaps/TD
			Snaps	& Out*	
Colorado	83	445	5.36	27	24.7 (18)
Opponent	80	465	5.81	15	14.5 (32)

(*—less if there is a turnover; must not have earned a first down or scored a touchdown.)

Yards Per Play—TD Drives: 9.1 (139-1261); FG Drives: 5.6 (65-366); Non-Scoring Drives: 3.1 (241-738).

LONGEST PLAYS (TOP 10)**COLORADO**

Yards	Opponent	Player(s)
78	California	Paul Richardson pass from Tyler Hansen (TD)
76	Stanford	Rodney Stewart pass from Tyler Hansen
66	California	Paul Richardson pass from Tyler Hansen (TD)
52	Hawai'i	Rodney Stewart pass from Tyler Hansen
52	Washington State	Rodney Stewart run
44	Colorado State	Toney Clemons pass from Tyler Hansen (TD)
38	Washington	Tony Jones run
37	California	Ryan Deehan pass from Tyler Hansen (TD)
36	California	Paul Richardson pass from Tyler Hansen
34	Hawai'i	Rodney Stewart pass from Tyler Hansen
33	Washington	Rodney Stewart run
28	California	Paul Richardson pass from Tyler Hansen

Number of plays 20-plus yards in length: 28 (21 pass, 7 rush)

Number of plays 40-plus yards in length: 6 (5 pass, 1 rush)

Returns

Type	Yards	Opponent	Player
KICKOFF	36	Stanford	Rodney Stewart
PUNT	14	Ohio State	Rodney Stewart
INTERCEPTION	52	Washington State	Ray Polk
FUMBLE	---		

Number of returns 20+ yards in length: 18 (17 kickoff, 0 punt, 1 interception, 0 fumble, 0 misc.)

Number of returns 30+ yards in length: 4 (3 kickoff, 0 punt, 1 interception, 0 fumble, 0 misc.)

OPPONENT

Yards	Opponent	Player(s)
63	Washington State	Marquess Wilson pass from Marshall Lobbestael (TD)
57	Hawai'i	Bryant Moniz run (TD)
37	California	Keenan Allen pass from Zach Maynard
37	Stanford	Coby Fleener pass from Andrew Luck
34	Hawai'i	Bryant Moniz run
34	Colorado State	Crockett Gilmore pass from Pete Thomas
33	Washington	Bishop Sankey run
32	California	Keenan Allen pass from Zach Maynard
32	Ohio State	Devin Smith 32 pass from Braxton Miller (TD)
30	Stanford	Griff Whalen pass from Andrew Luck
29	California	Iso Sofele run
28	Hawai'i	Billy Ray Stutzman pass from Bryant Moniz

Number of plays 20-plus yards in length: 38 (26 pass, 12 rush)

Number of plays 40-plus yards in length: 2 (1 pass, 1 rush)

Returns

Type	Yards	Opponent	Player
KICKOFF	90	Ohio State	Jordan Hall
PUNT	31	Stanford	Drew Terrell
INTERCEPTION	32	Hawai'i	Art Laurel
FUMBLE	---		

Number of returns 20+ yards in length: 20 (14 kickoff, 2 punt, 3 interception, 0 fumble, 1 misc.)

Number of returns 30+ yards in length: 7 (4 kickoff, 1 punt, 1 interception, 0 fumble, 1 misc.)

Colorado Football Statistics / 4-4-4

FIRST DOWN RUSHING

Player	Att.	Yards	Avg.	FD	TD	Long
Rodney Stewart.....	63	279	4.4	10	0	33
Tony Jones.....	19	75	3.9	2	1	38
Tyler Hansen	10	27	2.7	0	2	9
Josh Ford	3	20	6.7	1	0	13
Nick Hirschman	1	2	2.0	0	0	2
Keenan Canty.....	1	- 2	- 2.0	0	0	- 2
Team.....	1	- 2	- 2.0	0	0	- 2

FIRST DOWN PASSING

Player	Att-Com-Int	Pct.	Yards	FD	TD	Long	Sacked
Tyler Hansen	87-47- 2	54.0	587	22	3	44t	6/43
Nick Hirschman	2- 0- 0	0.0	0	0	0	0	1/ 8
Team	2- 0- 0	0.0	0	0	0	0	0/ 0

FIRST DOWN RECEIVING

Player	Att.	Yards	Avg.	FD	TD	Long
Paul Richardson.....	10	179	17.9	7	2	36
Rodney Stewart.....	10	124	12.4	6	0	26
Keenan Canty	6	41	6.8	1	0	13
Toney Clemons.....	5	74	14.8	2	1	44t
Ryan Deehan.....	5	68	13.6	3	0	24
Tyler McCulloch.....	4	43	10.8	2	0	19
Tony Jones.....	3	38	12.7	1	0	20
Kyle Cefalo	2	6	3.0	0	0	4
Logan Gray	1	8	8.0	0	0	8
Tyler Ahles	1	6	6.0	0	0	6

THIRD-FOURTH DOWN RUSHING

Player	Att.	FD/TD	Pct.	Yards	Avg.	TD	Att.-FD
Tyler Hansen.....	10	7	70.0	60	6.0	1	4- 4
Tony Jones	3	2	66.7	6	2.0	1	2- 2
Rodney Stewart	13	7	53.8	43	3.3	0	3- 2

THIRD-FOURTH DOWN PASSING

Player	Att-Com-Int	Pct.	Yards	FD	TD	Long	Sacked
Tyler Hansen.....	70-36- 1	51.4	472	22	4	66t	6/30
Nick Hirschman.....	3- 3- 0	100.0	26	2	0	12	1/13

THIRD-FOURTH DOWN RECEIVING

Player	Att.	Yards	Avg.	FD	TD	Long
Paul Richardson	12	152	12.7	8	1	66t
Rodney Stewart	6	70	11.7	3	0	34
Ryan Deehan.....	4	80	20.0	3	1	37t
Toney Clemons.....	4	42	10.5	2	1	16
Logan Gray	3	50	16.7	2	0	24
Kyle Cefalo	3	46	15.3	2	1	24t
Tony Jones	3	17	5/7	1	0	12
Keenan Canty	2	27	13.5	2	0	19
Tyler McCulloch.....	2	14	7.0	1	0	12

NON-OFFENSIVE SCORES (0)

vs. Opponent	Player	Play
None		

By Opponent (1)	Player	Play
Stanford	Max Bergen	75 blocked field goal return

QUARTERBACK SACKS (19-125)

Hawai'i (5-30): Uzo-Diribe 1½-10, Hartigan 1-8, Mahnke 1-5, Sandersfeld 1-3, Rippy ½-4. **California (3-28):** Uzo-Diribe 1-13, Orms 1-8, Rippy 1-7. **Colorado State (4-20):** Major 1-10, Hartigan 1-1, Poremba ½-5, Rippy ½-4, Goldberg 1-0. **Ohio State (3-20):** Hartigan 2-13, Rippy 1-7. **Washington State (3-20):** Lockridge 1-9, Major 1-7, Uzo-Diribe 1-4. **Stanford (0-0).** **Washington (1-7):** Uzo-Diribe 1-7.

2011 COLORADO BUFFALO SINGLE-GAME HIGHS

Individual

LONGEST SCORING RUN— 2, on three occasions (Hansen 2, Jones)
LONGEST NON-SCORING RUN— 52, Rodney Stewart vs. Washington State
LONGEST SCORING PASS— 78, Paul Richardson from Tyler Hansen vs. California
LONGEST NON-SCORING PASS— 76, Rodney Stewart from Tyler Hansen at Stanford
LONGEST KICKOFF RETURN— 36, Rodney Stewart at Stanford
LONGEST PUNT RETURN— 14, Rodney Stewart at Ohio State
LONGEST INTERCEPTION RETURN— 52, Ray Polk vs. Washington State
LONGEST PUNT— 57, Darragh O'Neill vs. Washington State
LONGEST FIELD GOAL— 52, Will Oliver vs. California
MOST TOUCHDOWNS— 2, on four occasions (Richardson 2, Hansen, Jones)
MOST RUSHING ATTEMPTS— 26, Rodney Stewart vs. Washington State
MOST RUSHING YARDS— 132, Rodney Stewart vs. Washington State
MOST PASS ATTEMPTS— 49, Tyler Hansen vs. California
MOST PASS COMPLETIONS— 28, Tyler Hansen vs. California
MOST INTERCEPTIONS THROWN— 1, Tyler Hansen on three occasions
MOST PASSING YARDS— 474, Tyler Hansen vs. California (*school record*)
MOST TOUCHDOWN PASSES— 3, Tyler Hansen vs. California
MOST RECEPTIONS— 11, Paul Richardson vs. California (*tied school record*)
MOST RECEIVING YARDS— 284, Paul Richardson vs. California (*school record*)
MOST TOTAL OFFENSIVE PLAYS— 56, Tyler Hansen vs. California
MOST TOTAL OFFENSE— 500, Tyler Hansen vs. California (*tied school record*)
MOST FIELD GOALS ATTEMPTED— 4, Will Oliver vs. California
MOST FIELD GOALS MADE— 4, Will Oliver vs. California
MOST TACKLES— 17, Ray Polk at Stanford (11 solo)
MOST SOLO TACKLES— 11, Ray Polk at Stanford
MOST TACKLES FOR LOSS— 2, on six occasions
MOST QUARTERBACK SACKS— 2, Josh Hartigan at Ohio State
MOST QUARTERBACK HURRIES— 4, Josh Hartigan vs. California
MOST INTERCEPTIONS— 1, on three occasions (Major, Polk, Smith)
MOST PASSES BROKEN UP— 2, Greg Henderson at Stanford
MOST THIRD/FOURTH DOWN STOPS— 2, on five occasions
MOST GREAT EFFORT BLOCKS (GEB, OL)— 6, Ryan Dannewitz vs. Colorado State
MOST SPECIAL TEAM POINTS— 6, Ryan Iverson at Hawai'i (2 TT, 1 In20, 3 FFC); Makiri Pugh at Washington (2 TT, 2 FFC, 2 KD)

Team Bests/Highs

MOST FIRST DOWNS— 25, vs. California
MOST RUSHING ATTEMPTS— 38, vs. Washington State
MOST RUSHING YARDS— 161, vs. Washington State
MOST PASS ATTEMPTS— 50, vs. California
MOST COMPLETIONS— 28, vs. California
MOST INTERCEPTIONS THROWN— 1, on three occasions
MOST PASSING YARDS— 474, vs. California
MOST OFFENSIVE PLAYS— 82, vs. California
MOST TOTAL OFFENSE— 582, vs. California
FEWEST FUMBLES— 0, vs. Colorado State, at Stanford, at Washington
MOST FUMBLES— 3, at Hawai'i; at Ohio State
FEWEST TURNOVERS— 0, vs. California, Colorado State, Stanford, at Washington
MOST TURNOVERS— 2, at Ohio State; vs. Washington State
MOST TIME OF POSSESSION— 33:32, vs. California
LONGEST TOUCHDOWN DRIVE— 91 yards (13 plays), at Ohio State
LONGEST FIELD GOAL DRIVE— 70 yards (16 plays), vs. California

Defensive Bests

FEWEST FIRST DOWNS ALLOWED— 16, by Colorado State
FEWEST RUSHING ATTEMPTS ALLOWED— 25, by Colorado State
FEWEST RUSHING YARDS ALLOWED— 67, by Colorado State
FEWEST PASS ATTEMPTS ALLOWED— 15, by Ohio State
FEWEST PASS COMPLETIONS ALLOWED— 7, by Ohio State
FEWEST PASSING YARDS ALLOWED— 110, by Ohio State
MOST INTERCEPTIONS— 1, vs. California; vs. Washington State; at Stanford
FEWEST TOTAL PLAYS ALLOWED— 55, by Colorado State
FEWEST TOTAL YARDS ALLOWED— 243, by Colorado State
MOST FUMBLES FORCED— 1, on four occasions
MOST TURNOVERS GAINED— 2, at Stanford
MOST PASSES BROKEN UP— 4, at Stanford
MOST QUARTERBACK SACKS— 5, vs. Hawai'i
MOST QUARTERBACK HURRIES— 9, vs. California
MOST TACKLES FOR LOSS— 8, vs. Colorado State

OFFENSIVE LINE STATISTICS

Player	Play Count										Total	Season Totals				
	HAW	CAL	CSU	OSU	WSU	STAN	WSH	UO	ASU	USC	UA	UCLA	UTAH	Plays	GEB	TDB
ADKINS.....	58	82	66	55	62	47	54							424	11	1
ASIATA.....	—	—	—	—	—	10	11							21	2	0
BAKHTIARI.....	7	—	—	55	62	57	65							246	8	0
CRABB.....	—	—	—	—	—	6	11							17	0	0
DANNEWITZ.....	51	81	54	55	62	57	65							425	13	2
HARRIS.....	58	51	—	—	—	—	—							109	4	0
HANDLER.....	14	19	18	55	62	51	54							273	5	2
LEWIS.....	—	1	12	—	—	—	—							13	1	0
MILLER.....	58	82	66	55	62	57	65							445	21	1
MUNYER.....	44	63	48	—	—	—	—							155	5	0
TAU.....	—	31	66	—	—	—	—							97	2	1

KEY: Play count in bold indicates game grade of 80 percent or better; GEB—Great Effort Blocks (knockdowns/downfield blocks/blown off the line/finishes); TDB—Touchdown Blocks (direct); QBS—Quarterback Sacks Allowed; PRS—Pressures Allowed; PEN—Penalties.

SNAPS AT OTHER POSITIONS: Lewis 42 (42 TE/34+/3 GEB).
FG/PAT TEAM PLAY COUNT (30): Ahles 30, Bahr 30, Clark 30, Crabb 30, Deehan 30, Lewis 27, Tau 24, Asiata 20, Dannewitz 10, Adkins 6, Munyer 3
(Snappers: Iverson 30; Holders: Gorman 30; Kickers: Oliver 30).
PUNT TEAM SNAPS (40; includes fakes, roughing calls): Iverson 40.

GAME-BY-GAME INDIVIDUAL CHARTS

RUSHING

Opponent	FORD			HANSEN			HIRSCHMAN			JONES			LOCKRIDGE			STEWART			Receivers		
	Att	Yds	TD	Att	Yds	TD	Att	Yds	TD	Att	Yds	TD	Att	Yds	TD	Att	Yds	TD	Att	Yds	TD
Hawai'i.....	0	0	0	10	-35	0	----	DNP----	0	0	0	0	0	0	0	18	52	0	0	0	0
California.....	0	0	0	7	26	0	----	DNP----	0	0	0	0	0	0	0	24	73	0	1	9	0
Colorado State.....	0	0	0	8	26	2	----	DNP----	8	23	0	0	0	0	0	19	98	0	0	0	0
Ohio State.....	0	0	0	3	3	0	----	DNP----	2	18	0	0	0	0	0	11	55	0	0	0	0
Washington State.....	----	DNP----		9	8	0	----	DNP----	3	21	0	0	0	0	0	26	132	1	0	0	0
Stanford.....	4	15	0	6	19	0	0	0	0	6	5	0	0	0	0	11	21	0	0	0	0
Washington.....	1	13	0	4	-21	0	3	-19	0	14	49	2	0	0	0	4	42	0	1	-2	0

PASSING

HANSEN			HIRSCHMAN			SCHROCK		
A-C-I	Yds	TD	A-C-I	Yds	TD	A-C-I	Yds	TD
30-16-1	223	2	-----DNP-----			-----DNP-----		
49-28-0	474	3	-----DNP-----			-----DNP-----		
32-17-0	215	2	-----DNP-----			-----DNP-----		
39-22-0	238	2	-----DNP-----			-----DNP-----		
23-15-1	175	2	-----DNP-----			-----DNP-----		
29-15-1	202	1	1- 1-0	2	0	-----DNP-----		
30-18-0	155	1	8- 4-0	52	0	-----DNP-----		

RECEIVING

Opponent	CANTY			CEFALO			CLEMONS			DEEHAN			GRAY			HARRINGTON			JONES			McCULLOCH			RICHARDSON			SPRUCE			STEWART			THORNTON		
	No	Yds	TD	No	Yds	TD	No	Yds	TD	No	Yds	TD	No	Yds	TD	No	Yds	TD	No	Yds	TD	No	Yds	TD	No	Yds	TD	No	Yds	TD	No	Yds	TD			
Hawai'i	---	DNP	---	2	15	0	0	0	0	3	29	0	0	0	0	0	0	0	0	0	0	2	25	0	3	49	2	---	DNP	---	4	98	0	1	1	0
California	0	0	0	1	14	0	1	9	0	3	53	1	1	3	0	0	0	0	0	0	0	2	11	0	11	284	2	---	DNP	---	7	86	0	1	3	0
Colorado State	0	0	0	1	24	0	3	65	1	1	4	0	0	0	0	1	2	0	0	0	0	0	0	0	4	27	0	---	DNP	---	7	93	0	0	0	0
Ohio State	0	0	0	2	6	0	4	31	1	3	71	0	1	23	0	0	0	0	2	28	0	1	14	1	4	38	0	---	DNP	---	5	27	0	0	0	0
Washington State	0	0	0	2	6	0	3	19	1	1	21	0	1	14	0	1	9	0	1	2	0	0	0	0	7	76	1	---	DNP	---	1	34	0	0	0	0
Stanford	3	23	0	---	INJ	---	3	31	0	1	9	0	3	38	0	0	0	0	2	8	1	2	16	0	---	INJ	---	---	DNP	---	2	79	0	0	0	0
Washington	5	45	0	2	18	1	2	18	0	0	0	0	3	47	0	0	0	0	7	49	0	1	12	0	---	INJ	---	---	DNP	---	2	18	0	0	0	0

DEFENSIVE

Opponent	UT,AT-TKL	TFL	Other	UT,AT-TKL	TFL	Other	UT,AT-TKL	TFL	Other	UT,AT-TKL	TFL	Other	UT,AT-TKL	PD	Other	UT,AT-TKL	PD	Other	UT,AT-TKL	TFL	Other					
Hawai'i.....	0,0—	0	0-0	0,1—	1	0-0	-----	ST ONLY	-----	1,0—	1	0-0	5,1—	6	1-8	QBS,3D	2,0—	2	0	3DS	0,0—	0	0-0			
California.....	0,0—	0	0-0	0,1—	1	0-0	0,0—	0	0-0	1,0—	1	0-0	3,0—	3	1-2	4 QBH	3,2—	5	0	FF	0,0—	0	0-0			
Colorado State.....	-----	DNP	-----	1,2—	3	0-0	-----	INJ	-----	2,0—	2	1-0	3,1—	4	1-1	QBS,TZ	4,0—	4	0	2-TFL	0,0—	0	0-0			
Ohio State.....	1,0—	1	0-0	0,1—	1	0-0	1,1—	2	0-0	-----	INJ	-----	2,0—	2	2-13	2-QBS	3,1—	4	1	-----	2,0—	2	0-0			
Washington State.....	-----	DNP	-----	1,2—	3	0-0	TZ,PD	-----	ST ONLY	-----	0,0—	0	0-0	QBH	1,1—	2	0-0	-----	4,1—	5	0	TFL,3DS	0,1—	1	0-0	
Stanford.....	-----	DNP	-----	0,0—	0	0-0	PBU	-----	2,1—	3	0-0	1,0—	1	0-0	-----	1,0—	1	0-0	QH,PBU	6,4—	10	2	2-3DS	1,0—	1	0-0
Washington.....	-----	DNP	-----	0,0—	0	0-0	-----	-----	4,2—	6	0-0	-----	3,2—	5	0-0	FR	-----	INJ	-----	0,1—	1	0	-----	0,1—	1	0-0

	MAHNKE			MAJOR			NOBRIGA			OBI			OLATOYE			ORMS			PERICAK						
Opponent	UT,AT-TKL	TFL	Other	UT,AT-TKL	TFL	Other	UT,AT-TKL	TFL	Other	UT,AT-TKL	TFL	Other	UT,AT-TKL	PD	Other	UT,AT-TKL	PD	Other	UT,AT-TKL	TFL	Other				
Hawai'i.....	2,1—	3	2-6	3,3—	6	0-0	QCD	-----	DNP	-----	3,0—	3	0-0	FR,PBU	0,0—	0	0	-----	4,3—	7	1	2-3DS	1,3—	4	0-0
California.....	0,0—	0	0-0	5,3—	8	0-0	INT,2 TZ	-----	DNP	-----	1,2—	3	0-0	-----	1,0—	1	0	3DS	5,5—	10	1	QBS,TZ	3,2—	5	0-0
Colorado State.....	-----	DNP	-----	4,1—	5	1-10	QBS,PD	-----	DNP	-----	1,0—	1	0-0	-----	1,0—	1	1	3DS	7,4—	11	1	2-3DS,TFL	4,1—	5	1-1
Ohio State.....	1,0—	1	0-0	1,2—	3	0-0	-----	DNP	-----	4,2—	6	0-0	3DS,PBU	7,1—	8	0	2-3DS	-----	2,1—	3	0	-----	7,3—	10	0-0
Washington State.....	2,1—	3	0-0	7,2—	9	1-7	PBU	-----	DNP	-----	1,1—	2	0-0	-----	SUSP	-----	-----	INJ	-----	3,2—	5	1-3	2-3DS,QBH	-----	-----
Stanford.....	4,2—	6	1-4	2,2—	4	0-0	-----	SUSP	-----	0,2—	2	0-0	-----	-----	SUSP	-----	-----	SUSP	-----	1,1—	2	0-0	-----	-----	
Washington.....	3,2—	5	0-0	3,3—	6	0-0	-----	SUSP	-----	0,3—	3	0-0	-----	-----	SUSP	-----	-----	SUSP	-----	2,3—	5	0-0	TZ	-----	-----

	PERKINS			POLK			RIPPY			SANDERSFELD			SMITH			UZO-DIRIBE			WEBB							
Opponent	UT,AT-TKL	PD	Other	UT,AT-TKL	PD	Other	UT,AT-TKL	TFL	Other	UT,AT-TKL	PD	Other	UT,AT-TKL	PD	Other	UT,AT-TKL	TFL	Other	UT,AT-TKL	TFL	Other					
Hawai'i.....	2,0—	2	0	4,3—	7	0	-----	6,1—	7	1-4	TZ,3DS	4,2—	6	1	3DS	0,0—	0	0	-----	3,0—	3	2-10	FF	3,3—	6	0-0
California.....	1,2—	3	0	8,0—	8	1	-----	9,5—	14	2-8	QBS, H	4,3—	7	1	3DS	-----	ST ONLY	-----	1,0—	1	1-13	QBS	4,1—	5	0-0	
Colorado State.....	8,2—	10	0	2,1—	3	1	-----	3,2—	5	1-4	QBS,3DS	-----	INJ	-----	-----	2,0—	2	0	3DS	1,0—	1	0-0	3DS	2,1—	3	0-0
Ohio State.....	9,6—	15	0	2,1—	3	1	3DS	5,3—	8	1-7	QBS	-----	INJ	-----	-----	0,1—	1	0	-----	2,0—	2	0-0	-----	10,0—	10	2-3
Washington State.....	7,3—	10	1	3,3—	6	0	INT,3DS	4,2—	6	0-0	TZ	-----	INJ	-----	-----	3,0—	3	0	-----	1,0—	1	1-4	QBS	1,2—	3	0-0
Stanford.....	8,6—	14	0	11,6—	17	0	TZ,3DS	9,3—	12	0-0	TZ	-----	INJ	-----	-----	4,0—	4	0	INT,3DS	0,0—	0	0-0	-----	2,2—	4	0-0
Washington.....	1,6—	7	0	5,1—	6	1	-----	7,3—	10	1-1	-----	-----	INJ	-----	-----	5,1—	6	0	-----	5,0—	5	1-7	QBS,FF	4,2—	6	1-2

DRIVE ENGINEERING														Points		Pts./		Quarterback			**Directing Offense		
Quarterback	Drives	Drives Ended By										Yielded	Drive	Drive Efficiency*	Plays	Yards	Avg.						
Started	TD	FG	FGA	PNT	DWN	TRN	SAF	CLK	RPL														
TYLER HANSEN	80	18	9	3	39	2	5	0	4	0	153	1.91	33.8%	39.5%	424	2319	5.47						
NICK HIRSCHMAN	3	0	0	0	1	0	0	0	2	0	0	0.00	0.0%	0.0%	17	49	2.88						
COLORADO	83	18	9	3	40	2	5	0	6	0	153	1.84	32.5%	39.0%	441	2368	5.37						
OPPONENTS	80	32	8	1	27	2	5	0	5	0	245	3.06	50.0%	54.7%	460	2869	6.24						

*—second number is the percentage the QB has put his team in position to score, allowing for missed field goals and minus drives ended by the clock.

**—excludes kneel-downs, spiked passes and fake/muffed punt plays when not actually directing offense; Hansen 4-(-3); Opponents 5-(-7).

KICKOFF ANALYSIS														YARDAGE SUMMARY											
	No.										Opp.	OSY	ASY												
Kicker	Total	Ret.	FC	MF	NA	TB	EZ+	In20/25	OB	OnS	SQB	OSY	Ret.	ASY	Ret.	Team	Plays	20+	10+	5+	0	Neg.			
JUSTIN CASTOR	14	8	0	0	0	3	2	1 / 4	3	(0)	(0)	454	274	O 32	O 34	Colorado	445	28	86	178	130	42			
WILL OLIVER	16	12	0	0	0	3	1	1 / 5	1	(1)	(1)	519	419	O 32	O 35	Opponent	465	38	115	210	94	42			
OPPONENTS	46	40	0	0	0	6	2	12 / 27	0	(0)	(0)	1143	1023	C 25	C 26										

KICKOFF KEY: MF—muffed; NA—no attempt at a return; EZ+—through or over end zone; OSY—Opponent Starting Yardline; ASY—Average Starting Yardline; Ret—averages using returned kicks only. OnSides (OnS), short squibs (SQB) and free kicks are omitted in figuring the above; out-of-bounds are not; returns may not add to team totals due to those credited on on-side kicks; free kicks following safeties NOT included. **FREE KICKS:** Colorado 0, Opponents 0.

FIRST DOWN TENDENCIES	Rushing-----			* Passing-----			OVERALL-----			Times Gained-----						Miscellany-----						Second Half		
	Plays	Yards	Avg.	Plays	Yards	Avg.	Plays	Yards	Avg.	20+	10+	5+	2-	0	Neg.	TD	QBS	T	FD	2-10+	Att.	Yards	Avg.	
COLORADO	98	399	4.1	96	536	5.6	194	935	4.82	13	36	71	104	53	19	6	7	3	30	67	101	480	4.8	
Opponents	117	636	5.4	100	701	7.0	217	1337	6.16	17	51	89	94	43	20	14	11	3	39	60	99	577	5.8	

*—kept like the NFL in that quarterback sacks are deducted from passing to present the accurate picture.

YARDS GAINED ANALYSIS														Breakdown											
Team	1st Down			2nd Down			3rd Down			4th Down			Season			*By Quarter				Opp. Territory			Breakdown		
	Att.	Yards	Avg.	Att.	Yards	Avg.	Att.	Yards	Avg.	Att.	Yards	Avg.	Att.	Yards	Avg.	1st	2nd	3rd	4th	Att.	Yards	Avg.	+	0	-
COLORADO	194	935	4.8	145	867	6.0	99	526	5.3	7	37	5.3	445	2365	5.31	327	701	759	558	161	793	4.9	273	130	42
Opponents	217	1337	6.2	153	864	5.6	88	664	7.5	7	-3	-0.4	465	2862	6.13	812	825	555	625	229	1350	5.9	329	94	42

*—Overtime Yards: Colorado 20, Opponent 45. **Drives In Opponent Territory (minus those with 50+scores):** Colorado 36/81 (44.5%, 22.0 yards per drive); Opp. 54/78 (69.2%, 25.0 ypd)

THIRD DOWN EFFICIENCY ANALYSIS																			
	3rd Down and-----													Second					
Team	1	2	3	4	5	6	7	8	9	10	11-14	15-19	20+	RUSH	PASS	Half	TOTAL	PCT.	
COLORADO	7- 9	5- 8	2- 3	3- 7	2- 7	6-11	3- 4	1- 7	0- 2	5-13	1-12	1-10	0- 6	14-23	22-76	22-55	36-99	36.4	
Opponents	7-12	8- 9	5- 6	3- 7	3- 6	5- 6	4- 7	1- 2	3- 7	2- 8	3- 8	0- 7	1- 3	18-33	27-55	20-43	45-88	51.1	
AVERAGE YARDS TO GO: Colorado 8.5 (99/837); Opponents 7.3 (88/639). <u>SECOND DOWN EFFICIENCY:</u> Colorado 46-145 (31.7%; 1-4 yds: 12-25), Opponent 57-153 (37.3; 1-4 yds: 19-31).																			

AVERAGE YARDS TO GO: Colorado 8.5 (99/837); Opponents 7.3 (88/639). **SECOND DOWN EFFICIENCY:** Colorado 46-145 (31.7%; 1-4 yds: 12-25), Opponent 57-153 (37.3; 1-4 yds: 19-31).

TURNOVER ANALYSIS																										
Team	TO	Opp.		Own Territory-----										Opponent Territory-----						By Quarter-----					Last 2 Min./OT**	
		PTS	(TD,FG)	Pct.(Pts.)	EZ/G-10	11-20	21-30	31-40	41-50	49-60	39-30	29-20	19-10	9-G/EZ	=	Total	(TD*)	1st	2nd	3rd	4th	OT	1st-H	2nd-H		
COLORADO	6	19	(1,4)	7.5 (252)	0	1	1	0	1	0	2	1	0	0	=	6 (0)	1	2	0	3	0	1 (0)	1 (1)			
Opponents	7	20	(2,2)	13.1 (153)	0	0	0	3	0	2	0	1	1	0	=	7 (0)	3	2	2	0	0	1 (1)	0 (0)			

First Offensive Play After Gaining Turnover: Colorado 7-87, 12.4 avg., 36 long, 0 TD (2-5 rush/5-5-0, 82 pass; 0 Ret TD); Opponent: 6-26, 4.3 avg., 10 long, 0 TD (4-16 rush/2-1-0, 10 pass; 0 Ret TD).

*—interception or fumble returns for a touchdown; **—number in parenthesis is number of turnovers in last 2-minutes while team is protecting lead or trying to tie or go ahead.

YARDS LOST DUE TO PENALTIES			GOAL-TO-GO SITUATIONS												
	Colorado	Opponent	Summary-----							GTG Plays-----			1-Yard Line		
Times Penalized After Offensive Gain.....	14	8	Team	Total	TD	FG	FGA	TO	DWN	CLK	Plays	TDs	Pct.	Plays	TDs
Yards Lost Due To Penalties	147	81	COLORADO	8	7	1	0	0	0	0	15	7	46.7	4	2
Touchdowns Cost.....	0	0	OPPONENTS	16	14	1	0	0	0	1	32	14	43.8	8	6
First Downs Lost.....	6	5													

EXPANDED PUNTING																Avg.			No. Return		Avg. Long		Pct. Not		Net		Inside Own 25-----						Opp. Territory		Adjusted 50 & Out	
Player	Punts	Yards	Avg.	Spot	Ret.	Yards	Return	Return	Returned	Avg.	In20 / 10 / 5	TB	FC	60+	No.	Yds.	Avg.	No.-Yds (In20)	No.	Yds.	Avg.															
DARRAGH O'NEILL.....	38	1655	43.55	C30	15	150	10.0	31	60.5	39.08	8 / 2 / 0	1	12	0	13	585	45.0	2-68 (2)	36	1587	44.1															
Right-footed kicks: 34-1505, 44.3 avg., 57 long, 8 In20 (2 blk).																						Left-footed/Rugby kicks: 4-150, 37.5 avg., 51 long, 0 In20.				Average Spot--yardline where punts average from: O'Neill 38/1137; Team 2/49.										

Right-footed kicks: 34-1505, 44.3 avg., 57 long, 8 In20 (2 blk). **Left-footed/Rugby kicks:** 4-150, 37.5 avg., 51 long, 0 In20. Average Spot—yardline where punts average from: O'Neill 38/1137; Team 2/49.

AVERAGE STARTING FIELD POSITION				FIRST DOWNS EARNED							FUMBLES	
	Colorado	Opponent		Player	Rush	Pass	Rec.	—	Total (3/4)	Player	No-Lost	
Drives Started	83	80		TYLER HANSEN	8	72	0	—	80 (30)	LOCKRIDGE	1-0	
Cumulative Starting Yardlines	2287	2824		RODNEY STEWART	25	0	15	—	40 (10)	HANSEN	2-0	
Average Field Position	C28	O35		PAUL RICHARDSON	0	0	22	—	22 (8)	JAFFEE	2-0	
Drives Started In Plus Territory	6	15		TONEY CLEMONS	0	0	8	—	8 (2)	RICHARDSON	1-1	
Scores/TD,FG	3/1,2	13/9,4		RYAN DEEHAN	0	0	7	—	7 (4)	STEWART	3-2	
FGA/Punts/Downs/Clock	2/0/0/0	0/0/0/1		LOGAN GRAY	0	0	7	—	7 (2)	TEAM TOTAL	9-3	
Turnovers/Ran Out Clock	0/1	0/1		TONY JONES	4	0	3	—	7 (3)			
Punts	13	74		TYLER McCULLOCH	0	0	5	—	5 (0)			
Drives Started Inside/At Own 20	30 (18/12)	19 (12/7)		KYLE CEFALO	0	0	4	—	4 (2)			
Points Scored (TD/FG)	51 (6/3)	62 (8/2)										